





WINNER AVANTAJ
1
X
2
1X
X2
12


	1897	Royal Antwerp	Anderlecht	5.70	4.00	1.75	2.35	1.21	1.33
Vi 21:30									


WINNER PLUS(+5)
1
X
2
1X
X2
12


	1898	Krejcikova B	Garcia C	4.00	-	1.35	-	-	-
Vi 11:10									


	1899	Wozniacki C	Kozlova Ka	1.25	-	5.00	-	-	-
Vi 12:30									


	1900	Siniakova K	Sevastova A	2.80	-	1.55	-	-	-
Vi 14:00									


	1901	Zhu L	Peng S	4.50	-	1.30	-	-	-
Vi 14:00									


	1902	Istomin D	Bautista-A R	4.50	-	1.30	-	-	-
Vi 16:00									


	1903	Kicker N	Kohlschreiber	4.50	-	1.30	-	-	-
Vi 16:00									

	1904	Romania U19	Suedia U19 (F	1.70	10.0	3.20	1.45	2.45	-
Vi 16:00									


	1885	Botosani	ACS Sepsi	1.85	3.60	5.70	1.22	2.20	1.35
Vi 18:30									

	1905	Schwartzman	Mayer F	1.50	-	3.00	-	-	-
Vi 18:30									

	1906	Sonderjyske	FC Helsingor	1.65	4.00	7.00	1.17	2.55	1.32
Vi 20:00									

	1907	Cork	Galway FC	1.35	6.00	10.8	1.10	4.00	1.20
Vi 21:45									

	1908	Drogheda	St.Patricks	7.00	4.00	1.65	2.55	1.17	1.32
Vi 21:45									

	1909	B.Bryan/M.Br	H.Chung/J.Nei	1.25	-	5.00	-	-	-
Vi 23:59									

Romania - Liga I

Cod Gazde	Oaspeti	Zi	Ora	Final									Prima repriză							A doua repriză						
				1	X	2	1X	X2	12	PR1	PRX	PR2	PR	PR	PR	DR1	DRX	DR2	DR	DR	DR	1X	X2	12		
3915 Botosani	ACS Sepsi	Vi	18:30	1.75	3.35	5.50	1.15	2.10	1.33	2.33	2.05	5.10	1.11	1.53	1.69	2.05	2.45	4.39	1.11	1.57	1.39					
3916 Concordia	CSMS Iasi	Vi	21:00	2.00	3.15	4.30	1.22	1.80	1.35	2.65	1.92	4.70	1.13	1.41	1.79	2.30	2.35	3.79	1.16	1.45	1.43					
Total goluri																										
				TG 0-1	TG 0-2	TG 0-3	TG 1-2	TG 1-3	TG 2-3	TG 2-4	TG 2-5	TG 3-4	TG 3-5	TG 4-6	TG 2G	TG 2+	TG 3+	TG 4+	TG 5+	TG 6+	TG 7+					
3915 Botosani	ACS Sepsi	Vi	18:30	3.00	1.65	1.19	1.80	1.31	1.96	1.45	1.36	2.65	2.25	4.20	3.30	1.31	2.15	3.95	8.20	13.0	42.0					
3916 Concordia	CSMS Iasi	Vi	21:00	2.70	1.50	1.15	1.60	1.28	1.90	1.42	1.39	2.95	2.60	5.00	3.10	1.34	2.50	4.70	10.0	16.0	48.0					
Total goluri prima repriză									Total goluri a doua repriză					Mai multe goluri			Pauză sau Final									
				PR 0-1	PR 2-3	PR 1+	PR 2+	PR 3+	PR 4+	DR 0-1	DR 2-3	DR 1+	DR 2+	DR 3+	DR 4+	I>II	I=II	I<II	PsF	PsF X	PsF 2					
3915 Botosani	ACS Sepsi	Vi	18:30	1.18	3.30	1.36	3.10	8.65	20.0	1.53	2.60	1.26	2.30	5.50	17.0	2.95	3.35	2.00	1.53	1.75	3.90					
3916 Concordia	CSMS Iasi	Vi	21:00	1.12	3.80	1.42	3.60	10.5	29.0	1.43	2.85	1.33	2.60	6.50	21.0	3.15	3.20	1.95	1.70	1.57	3.02					
Pauză - Final											Marchează															
				1-1	1-X	1-2	X-1	X-X	X-2	2-1	2-X	2-2	GM	OM	GN	ON	GG	NG	GG3+	GM-PR1+	OM-PR1+					
3915 Botosani	ACS Sepsi	Vi	18:30	2.85	17.0	34.0	4.60	5.50	9.00	25.0	17.0	11.5	1.18	1.60	3.80	2.05	2.00	1.70	2.55	1.90	2.85					
3916 Concordia	CSMS Iasi	Vi	21:00	3.45	16.0	32.0	4.60	4.50	8.50	28.0	16.5	8.75	1.28	1.60	3.15	2.05	2.15	1.65	2.95	2.20	3.10					
Scor corect (Final)												Scor corect (Prima repriză)														
				1:0	2:0	2:1	3:0	0:0	1:1	2:2	0:1	0:2	1:2	0:3	pr1:Cpr2:0	pr2:1pr0:0	pr0:1	pr0:2	pr1:2							
3915 Botosani	ACS Sepsi	Vi	18:30	6.00	7.00	7.50	15.0	6.14	6.50	17.0	11.0	22.0	17.0	65.0	3.40	8.50	17.0	2.50	6.00	26.0	31.0					
3916 Concordia	CSMS Iasi	Vi	21:00	6.50	8.00	8.00	18.0	5.40	6.50	17.0	9.50	18.0	15.0	50.0	3.60	10.0	26.0	2.30	5.25	21.0	31.0					
				Winner (final)		Winner (pauză)		Handicap			Primul gol		Victorie dublă		Marchează în ambele reprize											
				W1	W2	Wp1	Wp2	±H	H 1	H X	H 2	PG 1	PG 2	VD 11	VD 22	1D	2D	1N	2N	1D 2D	1N 2N					
3915 Botosani	ACS Sepsi	Vi	18:30	1.23	3.86	1.19	2.61	-1.0	3.05	3.45	2.10	1.58	2.10	4.80	23.0	2.95	6.25	1.30	1.08	13.5	1.38					
3916 Concordia	CSMS Iasi	Vi	21:00	1.37	2.93	1.27	2.25	-1.0	3.80	3.55	1.64	1.67	1.96	6.10	17.8	3.65	6.50	1.18	1.07	15.7	1.23					
Combinatii Winner																										
				1& 1-2	1& 3+	1& 1-3	1& 4+	1& 2-3	1/1& 3+	1&Pr 2+	1/1& Pr2+	1&G	Pr2+ &Dr1+	Pr1+ &Dr2+	2& 1-2	2& 3+	2& 1-3	2& 4+	2& 2-3	2/2& 3+	2&Pr 2+					
3915 Botosani	ACS Sepsi	Vi	18:30	2.67	3.25	1.94	5.85	2.91	4.55	4.60	7.00	3.75	3.49	2.79	8.39	10.0	6.11	18.4	9.14	20.3	14.5					
3916 Concordia	CSMS Iasi	Vi	21:00	2.71	4.35	2.17	7.97	3.22	6.50	6.10	9.95	4.40	4.28	3.30	5.83	9.11	4.66	17.1	6.92	17.9	13.1					

Meci amical intercluburi

Cod Gazde	Oaspeti	Zi	Ora	Final									Prima repriză							A doua repriză						
				1	X	2	1X	X2	12	PR1	PRX	PR2	PR	PR	PR	DR1	DRX	DR2	DR	DR	DR	1X	X2	12		
3311 Alashkert	FC Ararat Yer	Vi	17:30	1.22	5.50	9.12	-	3.45	1.08	1.57	2.80	8.50	-	2.01	1.26	1.45	3.15	8.00	1.03	2.45	1.23					
1374 Termy Ner Pod	Zawisza Rzgow	Vi	18:00	1.45	4.50	5.00	1.10	2.45	1.12	1.85	2.60	5.30	1.03	1.67	1.31	1.70	2.85	5.15	1.04	1.90	1.32					
1005 Brescia Calci	Ciserano	Vi	19:00	1.15	7.00	12.0	-	4.45	1.03	1.47	2.90	12.0	-	2.21	1.24	1.38	3.25	10.5	1.03	2.65	1.15					
1400 NK Kocevje	NK Kolpa	Vi	19:00	2.25	4.00	2.40	1.44	1.50	1.16	2.60	2.45	3.15	1.20	1.31	1.35	2.55	2.30	3.37	1.20	1.36	1.45					
1401 Real Sociedad	Pau FC	Vi	19:00	1.85	3.40	3.65	1.20	1.75	1.22	2.35	2.20	4.20	1.09	1.39	1.45	2.15	2.40	4.13	1.13	1.51	1.41					
1402 Troyes	SC Amiens	Vi	19:00	2.25	3.30	2.75	1.34	1.50	1.24	2.75	2.17	3.45	1.16	1.27	1.46	2.55	2.30	3.37	1.20	1.36	1.45					
1452 SC Mannswörth	FC Admira Wac	Vi	19:30	3.54	4.50	1.65	2.00	1.21	1.12	4.00	2.70	2.05	1.53	1.11	1.29	3.85	3.05	1.90	1.70	1.16	1.23					
1454 Spezia	Savona 1907 F	Vi	19:30	1.55	3.65	5.20	1.09	2.25	1.19	2.05	2.30	5.40	1.03	1.53	1.41	1.80	2.60	5.45	1.06	1.76	1.35					
3312 Werder B.	West Ham	Vi	19:30	2.50	3.40	2.55	1.43	1.45	1.27	2.90	2.25	3.10	1.26	1.29	1.50	2.80	2.25	3.10	1.24	1.30	1.47					
1011 CF Getafe	CD Alcoyano	Vi	20:00	1.30	5.00	7.05	1.03	3.15	1.10	1.70	2.60	7.50	-	1.82	1.31	1.50	3.25	6.70	1.02	2.18	1.22					
1022 SC Retz	First Vienna	Vi	20:00	4.50	4.50	1.50	2.25	1.12	1.12	4.75	2.70	1.88	1.64	1.06	1.29	4.45	3.05	1.75	1.85	1.12	1.23					
1023 SV Leobendorf	SC Mannsdorf	Vi	20:00	2.76	4.50	1.90	1.71	1.34	1.12	3.35	2.75	2.25	1.43	1.17	1.27	3.25	3.05	2.20	1.52	1.28	1.23					
1024 UE Olot	Gimnastic De	Vi	20:00	3.71	3.50	1.80	1.80	1.19	1.21	4.50	2.20	2.30	1.41	1.07	1.45	4.33	2.40	2.10	1.54	1.12	1.41					
1025 US Creteil	Red Star FC 9	Vi	20:00	2.50	3.20	2.55	1.40	1.41	1.25	3.00	2.05	3.15	1.28	1.30	1.60	2.80	2.25	2.90	1.30	1.32	1.45					
1477 ASK Ebreichsd	SV Stripfing	Vi	20:00	1.40	4.50	5.73	1.07	2.52	1.12	1.75	2.90	5.10	1.04	1.76	1.24	1.65	3.25	4.80	1.10	2.00	1.25					
1486 Fortuna Sitta	AL Jazeera Ab	Vi	20:00	2.30	3.80	2.42	1.43	1.48	1.18	2.70	2.33	3.20	1.19	1.29	1.40	2.60	2.30	3.28	1.22	1.35	1.45					
1488 Nk Croatia Zm	NK Neretvanac	Vi	20:00	1.80	3.60	3.60	1.20	1.80	1.20	2.25	2.30	4.20	1.09	1.43	1.41	2.10	2.65	4.33	1.12	1.54	1.30					
1511 SV Schwechat	ASK Mannersdo	Vi	20:00	1.55	4.00	4.63	1.12	2.15	1.16	1.92	2.70	4.50	1.07	1.61	1.29	1.80	3.05	4.35	1.12	1.80	1.23					
3313 FC Toulouse	CA Osasuna	Vi	20:00	2.25	3.50	2.80	1.37	1.56	1.25	2.75	2.17	3.45	1.19	1.32	1.52	2.55	2.30	3.37	1.20	1.36	1.45					
3314 FC Volendam	PEC Zwolle	Vi	20:00	3.00	3.75	1.90	1.75	1.25	1.18	3.85	2.35	2.35	1.39	1.12	1.39	3.65	2.65	2.25	1.50	1.18	1.32					
3323 Wiener Sportk	Favoritner AC	Vi	20:00	1.55	4.00	4.63	1.12	2.15	1.16	1.92	2.75	4.30	1.08	1.61	1.27	1.85	3.05	4.15	1.12	1.75	1.23					
3324 Borussia Dort	Espanyol B.	Vi	20:30	1.45	4.20	6.50	1.08	2.55	1.18	1.88	2.45	5.80	1.05	1.73	1.42	1.70	2.70	6.06	1.04	1.86	1.32					

Meci amical intercluburi

			Combinajii Winner																			
			1& 1-2	1& 3+	1& 1-3	1& 4+	1& 2-3	1/1& 3+	1&Pr 2+	1/1& Pr2+	1&G G	Pr2+ &Dr1 +	Pr1+ &Dr2 +	2& 1-2	2& 3+	2& 1-3	2& 4+	2& 2-3	2/2& 3+	2&Pr 2+		
3329	Aldershot Tow	AFC Wimbledon	Vi	21:30	6.24	4.07	4.75	5.97	6.10	7.07	5.83	9.89	4.55	2.15	1.71	3.80	2.48	2.89	3.64	3.72	4.12	3.55
3330	CD Numancia	CD Alaves	Vi	21:30	5.37	4.82	4.05	7.30	5.34	8.61	6.61	11.5	5.25	2.49	1.98	3.14	2.82	2.37	4.27	3.12	4.62	3.86
3331	Fleetwood Tow	Preston North	Vi	21:30	6.04	3.94	4.60	5.78	5.91	7.01	5.65	9.80	4.35	2.15	1.71	3.90	2.54	2.97	3.73	3.81	4.24	3.64
3332	Torquay Unite	Truro City FC	Vi	21:30	2.86	1.54	2.09	2.20	2.18	2.05	2.15	2.65	2.35	1.92	1.58	15.4	8.31	11.3	11.9	11.8	17.2	11.6
3333	Tranmere Rove	Bury FC	Vi	21:30	6.33	4.13	4.82	6.06	6.20	7.38	5.92	10.3	4.70	2.15	1.71	3.70	2.42	2.82	3.54	3.62	3.96	3.46
1036	Carlisle Unit	Blackburn Rov	Vi	21:45	6.14	4.00	4.67	5.87	6.01	7.01	5.74	9.80	4.45	2.15	1.71	3.90	2.54	2.97	3.73	3.81	4.24	3.64
1041	Maidenhead Un	Wycombe Wande	Vi	21:45	7.67	4.66	4.96	6.92	6.62	8.89	6.62	12.3	5.20	2.22	1.76	3.89	2.36	2.52	3.51	3.36	3.71	3.36
3334	Bristol City	FC Twente Ens	Vi	21:45	4.97	3.24	3.78	4.75	4.86	5.35	4.65	7.50	3.65	2.15	1.71	4.78	3.11	3.63	4.57	4.67	5.29	4.46
3335	Eastleigh FC	Sheffield Uni	Vi	21:45	17.6	9.49	12.9	13.6	13.4	18.4	13.2	25.0	14.0	1.92	1.58	2.75	1.48	2.01	2.12	2.10	1.95	2.05
3336	Empoli FC	US Citta DI P	Vi	21:45	2.58	1.40	1.88	2.00	1.96	1.75	1.90	2.35	2.55	1.92	1.58	23.1	12.5	16.9	17.8	17.6	23.0	17.4
3337	Milton Keynes	Leicester Cit	Vi	21:45	11.6	6.23	8.45	8.90	8.81	15.5	8.68	21.1	7.50	1.92	1.58	3.08	1.66	2.25	2.37	2.35	2.20	2.31

Franta - Ligue 2

Cod	Gazde	Oaspeti	Zi	Ora	Final				Prima repriză							A doua repriză						
					1	X	2	1X	X2	12	PR1	PRX	PR2	PR	PR	PR	DR1	DRX	DR2	DR	DR	DR
			TG			TG			TG			TG			TG			TG				
			0-1	0-2	0-3	1-2	1-3	2-3	2-4	2-5	3-4	3-5	4-6	2G	2+	3+	4+	5+	6+	7+		
1042	Paris FC	Clermont	Vi	21:00	2.70	3.10	2.70	1.45	1.45	1.35	3.40	1.95	3.40	1.25	1.25	1.75	2.95	2.25	2.95	1.27	1.27	1.47
3656	Brest	Chateauroux	Vi	21:00	2.10	3.15	3.70	1.25	1.70	1.35	2.70	1.98	4.10	1.16	1.37	1.70	2.40	2.35	3.55	1.20	1.40	1.45
3657	FC Sochaux	Bourg Peronna	Vi	21:00	1.95	3.20	4.00	1.25	1.80	1.30	2.55	1.95	4.60	1.15	1.40	1.60	2.25	2.40	3.95	1.15	1.45	1.40
3658	Nimes	Stade Reims	Vi	21:00	2.10	3.15	3.60	1.25	1.70	1.30	2.60	2.05	4.10	1.16	1.40	1.60	2.30	2.40	3.80	1.15	1.45	1.40
3659	Niort	AC Ajaccio	Vi	21:00	2.15	3.15	3.30	1.30	1.65	1.30	2.75	2.05	3.85	1.18	1.36	1.60	2.45	2.40	3.45	1.20	1.37	1.40
3661	Tours	Le Havre	Vi	21:00	2.50	3.05	3.00	1.35	1.50	1.35	2.95	1.95	3.85	1.18	1.31	1.73	2.65	2.30	3.20	1.25	1.35	1.45
3662	US Orleans	Nancy	Vi	21:00	3.00	3.05	2.60	1.45	1.35	1.35	3.70	1.90	3.10	1.28	1.20	1.65	3.10	2.35	2.80	1.30	1.25	1.45
3663	Valenciennes	Ajaccio Gfco	Vi	21:00	2.40	3.10	3.20	1.30	1.55	1.35	2.90	1.90	3.90	1.18	1.32	1.70	2.60	2.30	3.30	1.20	1.35	1.45
			Total goluri prima repriză				Total goluri a doua repriză				Mai multe goluri			Pauză sau Final								
			PR	PR	PR	PR	PR	PR	DR	DR	DR	DR	DR	DR	I>II	I=II	I<II	Psf 1	Psf X	Psf 2		
			0-1	2-3	1+	2+	3+	4+	0-1	2-3	1+	2+	3+	4+								
1042	Paris FC	Clermont	Vi	21:00	1.29	3.55	1.54	3.35	9.00	26.0	1.45	2.75	1.31	2.50	6.25	21.0	3.15	3.20	1.95	2.20	1.60	2.20
3656	Brest	Chateauroux	Vi	21:00	1.30	3.40	1.51	3.20	9.20	23.0	1.50	2.70	1.29	2.40	6.00	17.0	3.15	3.20	1.95	1.75	1.65	3.00
3657	FC Sochaux	Bourg Peronna	Vi	21:00	1.32	3.30	1.45	3.15	8.65	20.0	1.53	2.60	1.22	2.30	5.50	17.0	2.95	3.35	2.00	1.57	1.60	2.70
3658	Nimes	Stade Reims	Vi	21:00	1.34	3.20	1.43	3.05	8.35	18.0	1.55	2.55	1.21	2.20	5.25	17.0	3.15	3.20	1.95	1.60	1.65	2.70
3659	Niort	AC Ajaccio	Vi	21:00	1.34	3.20	1.43	3.05	8.35	18.0	1.55	2.55	1.21	2.20	5.25	17.0	3.15	3.20	1.95	1.75	1.65	2.50
3661	Tours	Le Havre	Vi	21:00	1.30	3.40	1.51	3.20	9.20	23.0	1.50	2.70	1.29	2.40	6.00	17.0	3.15	3.20	1.95	1.90	1.60	2.35
3662	US Orleans	Nancy	Vi	21:00	1.29	3.55	1.54	3.35	9.00	26.0	1.45	2.75	1.31	2.50	6.25	21.0	3.15	3.20	1.95	2.25	1.57	2.05
3663	Valenciennes	Ajaccio Gfco	Vi	21:00	1.30	3.40	1.51	3.20	9.20	23.0	1.50	2.70	1.29	2.40	6.00	17.0	3.15	3.20	1.95	1.90	1.60	2.50
			Pauză - Final				Marchează															
			1-1	1-X	1-2	X-1	X-X	X-2	2-1	2-X	2-2	GM	OM	GN	ON	GG	NG	GG3	GM-	OM-		
			1:0	2:0	2:1	3:0	0:0	1:1	2:2	0:1	0:2	1:2	0:3	pr1:0	pr2:0	pr2:1	pr0:0	pr0:1	pr0:2	pr1:2		
1042	Paris FC	Clermont	Vi	21:00	7.50	10.0	9.00	25.0	5.74	6.00	17.0	8.00	12.0	10.0	30.0	4.33	15.0	26.0	2.40	4.33	13.0	26.0

Franta - Ligue 2

			Scor corect (Final)										Scor corect (Prima repriză)									
			1:0	2:0	2:1	3:0	0:0	1:1	2:2	0:1	0:2	1:2	0:3	pr1:Cpr2:0	pr2:1pr0:0	pr0:1pr0:2	pr1:2					
3656	Brest	Chateauroux	Vi	21:00	6.50	8.00	8.50	19.0	7.13	6.00	17.0	9.50	15.0	13.0	50.0	3.75	11.0	21.0	2.45	5.00	17.0	31.0
3657	FC Sochaux	Bourg Peronna	Vi	21:00	6.50	7.50	8.00	18.0	6.24	6.50	17.0	9.50	18.0	15.0	50.0	3.60	9.50	21.0	2.50	5.25	21.0	31.0
3658	Nimes	Stade Reims	Vi	21:00	6.50	8.00	8.00	18.0	7.63	6.50	17.0	9.50	18.0	15.0	50.0	3.67	10.0	17.0	2.60	5.00	17.0	26.0
3659	Niort	AC Ajaccio	Vi	21:00	6.50	8.50	8.50	19.0	8.16	6.00	17.0	9.00	15.0	13.0	50.0	3.85	10.0	21.0	2.60	4.75	17.0	26.0
3661	Tours	Le Havre	Vi	21:00	7.00	9.50	8.50	23.0	7.60	6.00	17.0	8.50	13.0	11.0	35.0	4.00	12.0	21.0	2.45	4.50	15.0	26.0
3662	US Orleans	Nancy	Vi	21:00	8.50	12.0	10.0	35.0	5.52	6.00	17.0	7.00	10.0	9.00	25.0	4.33	15.0	26.0	2.40	4.00	13.0	26.0
3663	Valenciennes	Ajaccio Gfco	Vi	21:00	6.50	9.50	8.50	23.0	7.44	6.00	17.0	9.00	13.0	11.0	35.0	4.00	12.0	21.0	2.45	4.67	15.0	26.0
			Winner (final)		Winner (pauză)		Handicap			Primul gol		Victorie dublă		Marchează în ambele reprize								
			W1	W2	Wp1	Wp2	±H	H 1	H X	H 2	PG 1	PG 2	VD 11	VD 22	1D	2D	1N	2N	1D 2D	1N 2N		
1042	Paris FC	Clermont	Vi	21:00	1.83	1.83	1.64	1.66	-1.0	5.50	3.80	1.45	1.80	1.80	10.0	10.0	4.00	4.00	1.15	1.15	13.0	1.25
3656	Brest	Chateauroux	Vi	21:00	1.43	2.53	1.34	2.03	-1.0	3.95	3.55	1.70	1.70	1.95	6.48	14.6	3.60	5.60	1.20	1.07	16.8	1.20
3657	FC Sochaux	Bourg Peronna	Vi	21:00	1.34	2.75	1.28	2.30	-1.0	3.55	3.50	1.80	1.65	2.00	6.00	15.0	3.00	5.00	1.29	1.10	12.5	1.33
3658	Nimes	Stade Reims	Vi	21:00	1.37	2.63	1.33	2.10	-1.0	3.70	3.55	1.70	1.65	1.95	6.00	13.0	3.25	5.25	1.24	1.09	14.2	1.26
3659	Niort	AC Ajaccio	Vi	21:00	1.47	2.25	1.41	1.97	-1.0	4.00	3.55	1.65	1.70	1.95	7.00	13.0	3.55	4.75	1.21	1.11	14.1	1.26
3661	Tours	Le Havre	Vi	21:00	1.58	2.05	1.44	1.88	-1.0	4.50	3.70	1.50	1.75	1.85	8.00	12.0	3.85	4.80	1.17	1.11	15.4	1.21
3662	US Orleans	Nancy	Vi	21:00	1.92	1.68	1.78	1.49	1.0	1.45	3.80	4.75	1.85	1.75	11.0	9.00	4.33	3.85	1.14	1.17	13.9	1.25
3663	Valenciennes	Ajaccio Gfco	Vi	21:00	1.56	2.20	1.41	1.90	-1.0	4.25	3.65	1.55	1.75	1.85	7.65	11.0	3.50	5.00	1.21	1.10	14.6	1.24
			Combinatii Winner																			
			1& 1-2	1& 3+	1& 1-3	1& 4+	1& 2-3	1/1& 3+	1&Pr 2+	1/1& Pr2+	1&G G	Pr2+ &Dr1	Pr1+ &Dr2	2& 1-2	2& 3+	2& 1-3	2& 4+	2& 2-3	2/2& 3+	2&Pr 2+		
1042	Paris FC	Clermont	Vi	21:00	4.12	5.26	3.09	10.1	4.58	8.39	7.67	11.9	5.50	3.92	3.44	4.12	5.26	3.09	10.1	4.58	8.39	7.67
3656	Brest	Chateauroux	Vi	21:00	3.29	3.92	2.40	7.39	3.56	6.40	5.69	9.09	4.20	3.69	3.24	5.80	6.90	4.23	13.0	6.27	9.92	10.0
3657	FC Sochaux	Bourg Peronna	Vi	21:00	3.15	3.45	2.30	6.55	3.40	5.75	5.20	8.45	3.60	3.45	3.00	6.45	7.10	4.70	13.4	6.95	9.90	10.7
3658	Nimes	Stade Reims	Vi	21:00	3.31	3.39	2.37	6.36	3.47	5.66	5.17	8.42	3.55	3.30	2.81	6.36	6.53	4.57	12.2	6.69	9.34	9.95
3659	Niort	AC Ajaccio	Vi	21:00	3.55	3.64	2.55	6.83	3.74	5.90	5.56	8.78	3.75	3.30	2.81	5.45	5.59	3.92	10.5	5.73	8.61	8.53
3661	Tours	Le Havre	Vi	21:00	3.68	4.38	2.69	8.26	3.98	7.30	6.37	10.4	4.40	3.69	3.24	4.78	5.69	3.49	10.7	5.17	8.57	8.27
3662	US Orleans	Nancy	Vi	21:00	4.35	5.56	3.26	10.6	4.83	8.58	8.09	12.2	5.30	3.92	3.44	3.81	4.87	2.86	9.32	4.24	8.20	7.10
3663	Valenciennes	Ajaccio Gfco	Vi	21:00	3.61	4.29	2.63	8.09	3.90	6.94	6.24	9.86	4.15	3.69	3.24	5.10	6.06	3.72	11.4	5.51	8.66	8.81

Germania - 2. Bundesliga

				Final					Prima repriză					A doua repriză									
Cod	Gazde	Oaspeti	Zi Ora	1	X	2	1X	X2	12	PR1	PRX	PR2	PR 1X	PR X2	PR 12	DR1	DRX	DR2	DR 1X	DR X2	DR 12		
3877	Bochum	St.Pauli	Vi 21:30	2.45	3.25	2.90	1.35	1.50	1.30	2.95	2.05	3.50	1.20	1.28	1.61	2.70	2.35	3.23	1.22	1.32	1.45		
				Total goluri																			
				TG 0-1	TG 0-2	TG 0-3	TG 1-2	TG 1-3	TG 2-3	TG 2-4	TG 2-5	TG 3-4	TG 3-5	TG 4-6	TG 2G	TG 2+	TG 3+	TG 4+	TG 5+	TG 6+	TG 7+		
3877	Bochum	St.Pauli	Vi 21:30	3.20	1.75	1.25	2.00	1.42	2.07	1.50	1.35	2.50	2.10	3.85	3.50	1.23	1.95	3.50	7.00	11.0	38.0		
				Total goluri prima repriză					Total goluri a doua repriză					Mai multe goluri			Pauză sau Final						
				PR 0-1	PR 2-3	PR 1+	PR 2+	PR 3+	PR 4+	DR 0-1	DR 2-3	DR 1+	DR 2+	DR 3+	DR 4+	I>II	I=II	I<II	PsF 1	PsF X	PsF 2		
3877	Bochum	St.Pauli	Vi 21:30	1.35	3.10	1.41	2.90	8.20	16.0	1.58	2.50	1.20	2.15	4.75	13.0	3.15	3.20	1.95	1.90	1.75	2.25		
				Pauză - Final					Marchează														
				1-1	1-X	1-2	X-1	X-X	X-2	2-1	2-X	2-2	GM	OM	GN	ON	GG	NG	GG3	GM-	OM-	PR1+	PR1+
3877	Bochum	St.Pauli	Vi 21:30	4.25	15.0	28.0	5.50	4.75	5.85	28.0	16.0	5.20	1.28	1.32	3.10	2.80	1.75	1.95	2.20	2.20	2.40		
				Scor corect (Final)										Scor corect (Prima repriză)									
				1:0	2:0	2:1	3:0	0:0	1:1	2:2	0:1	0:2	1:2	0:3	pr1:Cpr2:0	pr2:1pr0:0	pr0:1pr0:2	pr1:2					
3877	Bochum	St.Pauli	Vi 21:30	7.00	9.50	8.50	25.0	9.18	6.00	17.0	8.50	13.0	11.0	35.0	4.00	12.0	21.0	2.65	4.50	13.0	21.0		
				Winner (final)		Winner (pauză)		Handicap			Primul gol		Victorie dublă		Marchează în ambele reprize								
				W1	W2	Wp1	Wp2	±H	H 1	H X	H 2	PG 1	PG 2	VD 11	VD 22	1D	2D	1N	2N	1D 2D	1N 2N		
3877	Bochum	St.Pauli	Vi 21:30	1.65	1.95	1.51	1.79	-1.0	4.90	3.70	1.50	1.75	1.85	7.97	11.3	3.60	4.25	1.20	1.14	12.8	1.28		
				Combinatii Winner																			

Germania - 2. Bundesliga

			Combinajii Winner																			
			1& 1-2	1& 3+	1& 1-3	1& 4+	1& 2-3	1/1& 3+	1&Pr 2+	1/1& Pr2+	1&G G	Pr2+ &Dr1 +	Pr1+ &Dr2 +	2& 1-2	2& 3+	2& 1-3	2& 4+	2& 2-3	2/2& 3+	2&Pr 2+		
3877	Bochum	St.Pauli	Vi	21:30	4.07	3.97	2.89	7.12	4.21	6.79	5.90	9.86	4.30	3.11	2.71	4.81	4.69	3.42	8.42	4.98	8.31	6.98

Germania - 3. Liga

			Combinajii Winner																			
			1	X	2	1X	X2	12	PR1	PRX	PR2	PR 1X	PR X2	PR 12	DR1	DRX	DR2	DR 1X	DR X2	DR 12		
2079	Unterhaching	Karlsruher SC	Vi	20:00	2.75	3.30	2.40	1.50	1.40	1.30	3.45	2.10	2.90	1.28	1.19	1.57	3.10	2.45	2.70	1.32	1.22	1.42
2080	VfL Osnabruck	Wehen Wies.	Vi	20:00	2.50	3.20	2.75	1.40	1.45	1.30	3.10	1.95	3.50	1.19	1.25	1.66	2.80	2.35	3.10	1.24	1.30	1.45
			Total goluri																			
			TG 0-1	TG 0-2	TG 0-3	TG 1-2	TG 1-3	TG 2-3	TG 2-4	TG 2-5	TG 3-4	TG 3-5	TG 4-6	TG 2G	TG 2+	TG 3+	TG 4+	TG 5+	TG 6+	TG 7+		
2079	Unterhaching	Karlsruher SC	Vi	20:00	3.30	1.80	1.27	2.05	1.45	2.07	1.48	1.31	2.45	2.05	3.70	3.55	1.20	1.90	3.40	6.70	12.0	36.0
2080	VfL Osnabruck	Wehen Wies.	Vi	20:00	3.00	1.65	1.19	1.90	1.38	2.05	1.54	1.38	2.65	2.25	4.20	3.30	1.28	2.10	3.95	8.20	13.0	42.0
			Total goluri prima repriză						Total goluri a doua repriză						Mai multe goluri			Pauză sau Final				
			PR 0-1	PR 2-3	PR 1+	PR 2+	PR 3+	PR 4+	DR 0-1	DR 2-3	DR 1+	DR 2+	DR 3+	DR 4+	I>II	I=II	I<II	Psf 1	Psf X	Psf 2		
2079	Unterhaching	Karlsruher SC	Vi	20:00	1.38	3.05	1.40	2.80	7.50	15.0	1.60	2.45	1.18	2.10	4.75	11.0	3.15	3.20	1.95	2.25	1.80	1.90
2080	VfL Osnabruck	Wehen Wies.	Vi	20:00	1.32	3.30	1.45	3.15	8.65	20.0	1.53	2.60	1.22	2.30	5.50	17.0	3.15	3.20	1.95	2.05	1.65	2.15
			Pauză - Final						Marchează													
			1-1	1-X	1-2	X-1	X-X	X-2	2-1	2-X	2-2	GM	OM	GN	ON	GG	NG	GG3 +	GM- PR1+	OM- PR1+		
2079	Unterhaching	Karlsruher SC	Vi	20:00	5.00	16.0	28.0	5.85	4.75	5.50	28.0	15.0	4.25	1.35	1.25	2.70	3.20	1.75	1.95	2.10	2.40	2.20
2080	VfL Osnabruck	Wehen Wies.	Vi	20:00	4.50	15.0	28.0	5.60	4.65	5.75	28.0	15.0	5.00	1.30	1.35	3.00	2.70	1.85	1.85	2.50	2.35	2.55
			Scor corect (Final)									Scor corect (Prima repriză)										
			1:0	2:0	2:1	3:0	0:0	1:1	2:2	0:1	0:2	1:2	0:3	pr1:Cpr2:0	pr2:1pr0:0	pr0:1pr0:2	pr1:2					
2079	Unterhaching	Karlsruher SC	Vi	20:00	8.50	13.0	11.0	35.0	10.5	6.00	17.0	7.00	9.50	8.50	25.0	4.50	13.0	21.0	2.75	4.33	12.0	17.0
2080	VfL Osnabruck	Wehen Wies.	Vi	20:00	7.00	10.0	9.00	25.0	6.62	6.00	17.0	8.50	12.0	10.0	35.0	4.00	13.0	26.0	2.45	4.33	15.0	26.0
			Winner (final)		Winner (pauză)		Handicap			Primul gol		Victorie dublă		Marchează în ambele reprize								
			W1	W2	Wp1	Wp2	±H	H 1	H X	H 2	PG 1	PG 2	VD 11	VD 22	1D	2D	1N	2N	1D 2D	1N 2N		
2079	Unterhaching	Karlsruher SC	Vi	20:00	1.90	1.67	1.79	1.51	1.0	1.50	3.70	5.00	-	-	11.1	7.83	4.00	3.50	1.16	1.21	11.7	1.31
2080	VfL Osnabruck	Wehen Wies.	Vi	20:00	1.72	1.84	1.51	1.71	-1.0	5.10	3.80	1.45	-	-	9.00	11.0	3.75	4.00	1.18	1.16	12.5	1.28
			Combinajii Winner																			
			1& 1-2	1& 3+	1& 1-3	1& 4+	1& 2-3	1/1& 3+	1&Pr 2+	1/1& Pr2+	1&G G	Pr2+ &Dr1 +	Pr1+ &Dr2 +	2& 1-2	2& 3+	2& 1-3	2& 4+	2& 2-3	2/2& 3+	2&Pr 2+		
2079	Unterhaching	Karlsruher SC	Vi	20:00	4.73	4.38	3.34	7.84	4.77	7.79	6.45	11.2	4.80	2.95	2.63	4.17	3.86	2.95	6.92	4.21	6.62	5.69
2080	VfL Osnabruck	Wehen Wies.	Vi	20:00	3.92	4.66	2.86	8.79	4.24	8.11	6.78	11.5	4.90	3.69	3.24	4.19	4.98	3.05	9.39	4.53	9.02	7.24

Meci amical intertari, Feminin

			Combinajii Winner																				
			1	X	2	1X	X2	12	PR1	PRX	PR2	PR 1X	PR X2	PR 12	DR1	DRX	DR2	DR 1X	DR X2	DR 12			
1046	Belarus (F)	Romania (F)	Vi	16:00	1.75	4.60	3.25	1.27	1.95	1.12	2.25	2.30	4.30	1.10	1.46	1.43	2.05	2.45	4.39	1.11	1.57	1.39	
1048	Ungaria (F)	Serbia (F)	Vi	18:30	2.00	4.00	2.85	1.33	1.70	1.18	2.45	2.30	3.70	1.15	1.38	1.43	2.30	2.35	3.79	1.16	1.45	1.43	
			Total goluri																				
			TG 0-1	TG 0-2	TG 0-3	TG 1-2	TG 1-3	TG 2-3	TG 2-4	TG 2-5	TG 3-4	TG 3-5	TG 4-6	TG 2G	TG 2+	TG 3+	TG 4+	TG 5+	TG 6+	TG 7+			
1046	Belarus (F)	Romania (F)	Vi	16:00	4.60	2.20	1.47	2.50	1.63	2.25	1.46	1.27	2.20	1.80	2.95	4.00	1.12	1.60	2.45	4.25	7.50	20.0	
1048	Ungaria (F)	Serbia (F)	Vi	18:30	4.60	2.20	1.47	2.50	1.63	2.25	1.46	1.27	2.20	1.80	2.95	4.00	1.12	1.60	2.45	4.25	7.50	15.0	
			PR			±H			H 1			H X			H 2			W1			W2		
			0-1	2-3	1+	2+	±H	H 1	H X	H 2	W1	W2	Wp1	Wp2	I>II	I=II	I<II	Psf 1	Psf X	Psf 2			
1046	Belarus (F)	Romania (F)	Vi	16:00	1.55	2.60	1.24	2.30	-1.0	3.15	3.45	1.85	1.37	2.54	1.27	2.43	2.95	3.35	2.00	1.55	2.25	2.45	
1048	Ungaria (F)	Serbia (F)	Vi	18:30	1.65	2.30	1.24	2.15	-1.0	3.80	3.55	1.70	1.50	2.14	1.38	2.09	3.15	3.20	1.95	1.62	2.15	2.35	
			Pauză - Final						Marchează														
			1-1	1-X	1-2	X-1	X-X	X-2	2-1	2-X	2-2	GM	OM	GN	ON	GG	NG	GG3 +	GM- PR1+	OM- PR1+			
1046	Belarus (F)	Romania (F)	Vi	16:00	2.72	17.0	34.0	4.60	5.50	9.00	25.0	17.0	8.00	1.12	1.30	4.80	2.90	1.55	2.30	1.80	1.65	2.05	
1048	Ungaria (F)	Serbia (F)	Vi	18:30	3.45	16.0	32.0	5.00	5.00	6.50	28.0	16.5	5.70	1.15	1.25	4.75	3.55	1.45	2.55	1.85	1.73	1.95	

Meci amical intertari, Feminin

Austria - Erste Liga

Cod	Gazde	Oaspeti	Zi	Ora	Final					Prima repriză						A doua repriză								
					1	X	2	1X	X2	12	PR1	PRX	PR2	PR	PR	PR	DR1	DRX	DR2	DR	DR	DR		
					TG	TG	TG	TG	TG	TG	TG	TG	TG	TG	TG	TG	TG	TG	TG	TG				
					0-1	0-2	0-3	1-2	1-3	2-3	2-4	2-5	3-4	3-5	4-6	2G	2+	3+	4+	5+	6+	7+		
3780	FC Wacker Inn	KSV 1919	Vi	19:30	1.55	4.00	5.15	1.12	2.23	1.19	2.00	2.35	5.40	1.05	1.61	1.45	1.80	2.60	5.00	1.10	1.76	1.37		
3781	Hartberg	Floridsdorfer	Vi	19:30	1.45	4.25	6.00	1.10	2.50	1.15	1.90	2.35	6.00	1.03	1.68	1.43	1.70	2.70	6.05	1.05	1.85	1.30		
3782	Liefering	WSG Swarovski	Vi	19:30	1.60	4.10	5.00	1.12	2.15	1.18	1.98	2.45	5.00	1.07	1.62	1.39	1.80	2.90	4.50	1.12	1.76	1.30		
3783	SC Wiener Neu	FC Blau Weiss	Vi	19:30	2.55	3.20	2.60	1.42	1.43	1.28	3.10	2.08	3.25	1.21	1.24	1.56	2.85	2.25	3.04	1.25	1.29	1.47		
3784	A.Lustenau	SV Ried	Vi	21:30	2.25	3.15	3.00	1.30	1.55	1.30	2.75	2.17	3.45	1.19	1.31	1.51	2.55	2.30	3.30	1.20	1.36	1.45		
					Total goluri																			
					PR	PR	PR	PR	PR	DR	DR	DR	DR	DR	DR	I>II	I=II	I<II	Psf 1	Psf X	Psf 2			
					0-1	2-3	1+	2+	3+	4+	0-1	2-3	1+	2+	3+	4+								
3780	FC Wacker Inn	KSV 1919	Vi	19:30	4.30	2.10	1.42	2.40	1.58	2.20	1.44	1.27	2.20	1.90	3.15	3.90	1.15	1.65	2.55	4.55	8.00	16.0		
3781	Hartberg	Floridsdorfer	Vi	19:30	4.30	2.10	1.42	2.40	1.58	2.20	1.44	1.27	2.20	1.90	3.15	3.90	1.15	1.65	2.55	4.55	8.00	21.0		
3782	Liefering	WSG Swarovski	Vi	19:30	5.60	2.55	1.65	3.00	1.85	2.35	1.50	1.28	2.10	1.75	2.45	4.20	1.08	1.45	2.10	3.50	6.20	14.0		
3783	SC Wiener Neu	FC Blau Weiss	Vi	19:30	3.30	1.80	1.27	2.05	1.45	2.07	1.48	1.31	2.45	2.05	3.70	3.55	1.20	1.90	3.40	6.70	12.0	36.0		
3784	A.Lustenau	SV Ried	Vi	21:30	3.80	1.95	1.35	2.25	1.48	2.15	1.45	1.28	2.30	1.90	3.40	3.80	1.16	1.75	3.00	5.80	8.50	25.0		
					Total goluri prima repriză					Total goluri a doua repriză					Mai multe goluri			Pauză sau Final						
3780	FC Wacker Inn	KSV 1919	Vi	19:30	1.50	2.65	1.28	2.40	6.40	10.0	1.78	2.25	1.15	1.90	3.70	7.00	2.95	3.35	2.00	1.40	2.05	3.80		
3781	Hartberg	Floridsdorfer	Vi	19:30	1.50	2.65	1.28	2.40	6.40	10.0	1.78	2.25	1.15	1.90	3.70	7.00	2.85	3.40	2.05	1.27	2.05	3.80		
3782	Liefering	WSG Swarovski	Vi	19:30	1.65	2.30	1.16	2.10	5.25	7.50	2.00	2.10	1.10	1.65	3.10	5.00	2.95	3.35	2.00	1.40	2.15	3.40		
3783	SC Wiener Neu	FC Blau Weiss	Vi	19:30	1.38	3.05	1.40	2.80	7.50	15.0	1.60	2.45	1.18	2.10	4.75	11.0	3.15	3.20	1.95	2.10	1.75	2.15		
3784	A.Lustenau	SV Ried	Vi	21:30	1.45	2.80	1.32	2.60	7.10	12.0	1.70	2.30	1.16	2.00	4.25	8.00	3.15	3.20	1.95	1.85	1.80	2.35		
					Pauză - Final						Marchează													
					1-1	1-X	1-2	X-1	X-X	X-2	2-1	2-X	2-2	GM	OM	GN	ON	GG	NG	GG3	GM-	OM-		
					+	PR1+	PR1+																	
3780	FC Wacker Inn	KSV 1919	Vi	19:30	2.32	17.0	40.0	4.40	5.75	13.0	25.0	17.0	11.0	1.10	1.52	5.00	2.20	1.75	1.95	2.00	1.57	2.65		
3781	Hartberg	Floridsdorfer	Vi	19:30	2.00	17.0	45.0	4.40	5.75	16.0	28.0	17.5	13.0	1.07	1.60	5.50	2.05	1.75	1.95	2.00	1.50	2.75		
3782	Liefering	WSG Swarovski	Vi	19:30	2.32	17.0	40.0	4.40	5.75	13.0	25.0	17.0	11.0	1.07	1.37	5.50	2.60	1.50	2.35	1.70	1.53	2.40		
3783	SC Wiener Neu	FC Blau Weiss	Vi	19:30	4.40	15.0	28.0	5.70	4.65	5.75	28.0	15.0	4.50	1.28	1.32	3.20	2.90	1.75	1.95	2.20	2.20	2.35		
3784	A.Lustenau	SV Ried	Vi	21:30	3.75	15.5	29.0	5.40	4.75	5.90	28.0	16.0	5.00	1.20	1.30	3.60	3.00	1.60	2.20	2.00	1.90	2.45		
					Scor corect (Final)						Scor corect (Prima repriză)													
					1:0	2:0	2:1	3:0	0:0	1:1	2:2	0:1	0:2	1:2	0:3	pr1:Cpr2:0	pr2:1pr0:0	pr0:1pr0:2	pr1:2					
3780	FC Wacker Inn	KSV 1919	Vi	19:30	6.50	6.50	7.50	12.0	11.3	7.00	19.0	13.0	30.0	23.0	100	3.33	6.50	15.0	3.10	6.50	26.0	31.0		
3781	Hartberg	Floridsdorfer	Vi	19:30	6.50	6.00	8.00	10.0	12.3	8.00	21.0	15.0	35.0	25.0	100	3.25	6.33	15.0	3.10	7.50	31.0	31.0		
3782	Liefering	WSG Swarovski	Vi	19:30	6.50	6.50	7.50	12.0	10.8	7.00	19.0	13.0	30.0	23.0	100	3.50	6.50	13.0	3.40	6.50	26.0	26.0		
3783	SC Wiener Neu	FC Blau Weiss	Vi	19:30	7.50	10.0	9.00	25.0	10.2	6.00	17.0	8.50	12.0	10.0	35.0	4.33	13.0	21.0	2.75	4.33	12.0	21.0		
3784	A.Lustenau	SV Ried	Vi	21:30	6.50	9.00	8.50	22.0	8.70	6.00	17.0	9.00	14.0	11.0	35.0	4.00	10.0	17.0	2.90	4.67	13.0	17.0		
					Winner (final)		Winner (pauză)		Handicap			Primul gol		Victorie dublă		Marchează în ambele reprize								
					W1	W2	Wp1	Wp2	±H	H 1	H X	H 2	PG 1	PG 2	VD 11	VD 22	1D	2D	1N	2N	1D	1N	2D	2N
3780	FC Wacker Inn	KSV 1919	Vi	19:30	1.16	3.80	1.14	3.08	-1.0	2.47	3.50	2.23	-	-	3.60	29.4	2.10	5.25	1.57	1.09	9.19	1.60		
3781	Hartberg	Floridsdorfer	Vi	19:30	1.11	4.59	1.09	3.45	-1.0	2.15	3.50	2.35	-	-	3.23	36.3	2.15	6.70	1.55	1.04	12.0	1.51		
3782	Liefering	WSG Swarovski	Vi	19:30	1.17	3.71	1.17	2.96	-1.0	2.15	3.50	2.25	-	-	3.55	27.0	2.00	4.50	1.64	1.12	7.50	1.72		
3783	SC Wiener Neu	FC Blau Weiss	Vi	19:30	1.75	1.79	1.61	1.69	-1.0	5.35	3.80	1.43	-	-	9.00	9.50	3.60	4.00	1.20	1.16	12.0	1.30		
3784	A.Lustenau	SV Ried	Vi	21:30	1.54	2.05	1.48	1.86	-1.0	4.35	3.65	1.55	-	-	7.00	11.5	2.90	3.40	1.30	1.22	8.50	1.45		
					Combinatii Winner																			
					1&	1&	1&	1&	1&	1/1&	1&Pr	1/1&	1&G	Pr2+	Pr1+	2&	2&	2&	2&	2&	2/2&	2&Pr		
					1-2	3+	1-3	4+	2-3	3+	2+	Pr2+	G	&Dr1	&Dr2	1-2	3+	1-3	4+	2-3	3+	2+		
3780	FC Wacker Inn	KSV 1919	Vi	19:30	3.15	2.17	2.08	3.35	2.89	3.14	3.15	4.45	2.55	2.46	2.17	10.3	7.08	6.78	10.9	9.43	14.9	10.3		
3781	Hartberg	Floridsdorfer	Vi	19:30	2.95	2.03	1.94	3.13	2.70	2.70	2.95	3.84	2.45	2.46	2.17	12.2	8.39	8.03	13.0	11.2	17.6	12.2		
3782	Liefering	WSG Swarovski	Vi	19:30	3.61	1.97	2.23	2.96	3.02	2.85	2.89	4.08	2.30	2.18	1.82	11.4	6.24	7.07	9.36	9.57	13.5	9.15		
3783	SC Wiener Neu	FC Blau Weiss	Vi	19:30	4.43	4.11	3.13	7.35	4.47	6.85	6.05	9.86	4.30	2.95	2.63	4.52	4.19	3.19	7.49	4.56	7.01	6.17		
3784	A.Lustenau	SV Ried	Vi	21:30	4.29	3.34	2.82	5.72	4.10	5.38	4.96	7.80	3.65	2.69	2.36	5.72	4.45	3.76	7.63	5.47	7.17	6.61		

Austria Amatori - Regionalliga Centru

Austria Amatori - Regionalliga Centru

Cod	Gazde	Oaspeti	Zi	Ora	1	X	2	1X	X2	12	PR1	PRX	PR2	PR	PR	PR	DR1	DRX	DR2	DR	DR	DR
														1X	X2	12				1X	X2	12
1049	SK Vorwärts S	WAC (A)	Vi	19:55	1.40	4.60	5.60	1.07	2.50	1.12	1.80	2.60	5.80	1.01	1.71	1.31	1.65	3.15	5.33	1.08	1.98	1.26
1050	Atsv Stadl-Pa	SC Kalsdorf	Vi	20:00	1.75	3.75	3.65	1.19	1.85	1.18	2.20	2.35	4.20	1.09	1.45	1.39	2.05	2.75	3.85	1.17	1.60	1.34
1051	SC Weiz	Union Vöcklam	Vi	20:00	2.10	3.60	2.80	1.35	1.60	1.20	2.55	2.30	3.45	1.16	1.32	1.41	2.40	2.75	3.05	1.28	1.44	1.34
1056	SK Sturm Graz	Deutschlandsb	Vi	20:00	2.00	3.80	2.85	1.30	1.65	1.20	2.45	2.30	3.70	1.13	1.35	1.41	2.30	2.65	3.35	1.23	1.48	1.36
1060	SV Allerheili	FC Gleisdorf	Vi	20:00	3.00	3.60	2.00	1.65	1.30	1.20	3.70	2.30	2.45	1.35	1.13	1.41	3.34	2.65	2.30	1.48	1.23	1.36
					TG	TG	TG	TG	TG	TG	TG	TG	TG	TG	TG	TG	TG	TG	TG	TG	TG	TG
					0-1	0-2	0-3	1-2	1-3	2-3	2-4	2-5	3-4	3-5	4-6	2G	2+	3+	4+	5+	6+	7+
1049	SK Vorwärts S	WAC (A)	Vi	19:55	6.85	2.70	1.65	2.60	1.90	1.98	1.43	1.19	2.20	1.43	2.25	4.20	1.06	1.40	2.00	2.90	4.00	9.00
1050	Atsv Stadl-Pa	SC Kalsdorf	Vi	20:00	4.80	2.40	1.52	2.30	1.75	2.25	1.42	1.21	2.25	1.55	2.50	4.05	1.08	1.50	2.20	3.25	5.50	11.0
1051	SC Weiz	Union Vöcklam	Vi	20:00	4.70	2.30	1.48	2.55	1.65	2.20	1.44	1.23	2.25	1.60	2.70	4.30	1.12	1.55	2.30	3.45	6.00	12.0
1056	SK Sturm Graz	Deutschlandsb	Vi	20:00	4.70	2.30	1.48	2.55	1.65	2.20	1.44	1.23	2.25	1.60	2.70	4.30	1.12	1.55	2.30	3.45	6.00	12.0
1060	SV Allerheili	FC Gleisdorf	Vi	20:00	4.70	2.30	1.48	2.55	1.65	2.20	1.44	1.23	2.25	1.60	2.70	4.30	1.12	1.55	2.30	3.45	6.00	12.0
					PR	PR	PR	PR	±H	H 1	H X	H 2	W1	W2	Wp1	Wp2	I>II	I=II	I<II	PsF 1	PsF X	PsF 2
					0-1	2-3	1+	2+														
1049	SK Vorwärts S	WAC (A)	Vi	19:55	-	-	-	-	-1.0	1.95	3.75	2.50	1.10	4.38	1.11	3.57	3.25	3.85	1.85	1.35	2.25	4.50
1050	Atsv Stadl-Pa	SC Kalsdorf	Vi	20:00	-	-	-	-	-1.0	2.95	3.60	1.85	1.28	2.68	1.26	2.41	3.15	3.80	1.90	1.53	1.94	2.90
1051	SC Weiz	Union Vöcklam	Vi	20:00	-	-	-	-	-1.0	3.75	3.70	1.60	1.52	2.02	1.44	1.95	3.05	3.80	1.95	1.70	1.92	2.20
1056	SK Sturm Graz	Deutschlandsb	Vi	20:00	-	-	-	-	-1.0	3.65	3.70	1.65	1.47	2.10	1.38	2.09	3.05	3.80	1.95	1.62	1.98	2.28
1060	SV Allerheili	FC Gleisdorf	Vi	20:00	-	-	-	-	1.0	1.65	3.70	3.64	2.17	1.44	2.09	1.38	3.05	3.80	1.95	2.38	1.92	1.62
					1-1	1-X	1-2	X-1	X-X	X-2	2-1	2-X	2-2	GM	OM	GN	ON	GG	NG	GG3	GM-	OM-
																				+	PR1+	PR1+
1049	SK Vorwärts S	WAC (A)	Vi	19:55	1.90	16.0	43.0	4.30	6.50	17.0	21.0	17.0	7.70	-	-	-	-	-	-	-	-	-
1050	Atsv Stadl-Pa	SC Kalsdorf	Vi	20:00	2.70	16.0	27.0	4.60	5.70	9.00	19.0	16.0	6.00	-	-	-	-	-	-	-	-	-
1051	SC Weiz	Union Vöcklam	Vi	20:00	3.55	15.0	24.0	5.20	5.20	6.25	20.0	15.5	5.20	-	-	-	-	-	-	-	-	-
1056	SK Sturm Graz	Deutschlandsb	Vi	20:00	3.45	15.0	25.0	5.00	5.20	6.50	20.0	15.5	5.45	-	-	-	-	-	-	-	-	-
1060	SV Allerheili	FC Gleisdorf	Vi	20:00	5.45	15.5	20.0	6.50	5.20	5.00	25.0	15.0	3.45	-	-	-	-	-	-	-	-	-

Austria Amatori - Regionalliga Vest

Cod	Gazde	Oaspeti	Zi	Ora	1	X	2	1X	X2	12	PR1	PRX	PR2	PR	PR	PR	DR1	DRX	DR2	DR	DR	DR
														1X	X2	12				1X	X2	12
1065	SV Seekirchen	SC Schwaz	Vi	20:00	2.70	3.40	2.25	1.50	1.35	1.20	3.15	2.45	2.60	1.31	1.20	1.35	2.88	2.75	2.50	1.41	1.31	1.34
					TG	TG	TG	TG	TG	TG	TG	TG	TG	TG	TG	TG	TG	TG	TG	TG	TG	TG
					0-1	0-2	0-3	1-2	1-3	2-3	2-4	2-5	3-4	3-5	4-6	2G	2+	3+	4+	5+	6+	7+
1065	SV Seekirchen	SC Schwaz	Vi	20:00	6.85	2.70	1.65	2.60	1.90	1.98	1.43	1.19	2.20	1.43	2.25	4.20	1.06	1.40	2.00	2.90	4.00	9.00
					PR	PR	PR	PR	±H	H 1	H X	H 2	W1	W2	Wp1	Wp2	I>II	I=II	I<II	PsF 1	PsF X	PsF 2
					0-1	2-3	1+	2+														
1065	SV Seekirchen	SC Schwaz	Vi	20:00	-	-	-	-	1.0	1.50	3.80	4.15	1.91	1.59	1.86	1.54	3.05	3.80	1.95	2.05	1.98	1.78
					1-1	1-X	1-2	X-1	X-X	X-2	2-1	2-X	2-2	GM	OM	GN	ON	GG	NG	GG3	GM-	OM-
																				+	PR1+	PR1+
1065	SV Seekirchen	SC Schwaz	Vi	20:00	5.00	15.0	20.0	6.00	5.10	5.30	22.0	14.5	3.75	-	-	-	-	-	-	-	-	-

Belgia - First Division A

Cod	Gazde	Oaspeti	Zi	Ora	Final							Prima repriză						A doua repriză						
					1	X	2	1X	X2	12	PR1	PRX	PR2	PR	PR	PR	DR1	DRX	DR2	DR	DR	DR		
3648	Royal Antwerp	Anderlecht	Vi	21:30	5.70	4.00	1.75	2.35	1.21	1.33	5.10	2.25	2.12	1.61	1.10	1.50	4.87	2.55	1.90	1.67	1.08	1.37		
					Total goluri																			
					TG	TG	TG	TG	TG	TG	TG	TG	TG	TG	TG	TG	TG	TG	TG	TG	TG	TG		
					0-1	0-2	0-3	1-2	1-3	2-3	2-4	2-5	3-4	3-5	4-6	2G	2+	3+	4+	5+	6+	7+		
3648	Royal Antwerp	Anderlecht	Vi	21:30	3.80	1.95	1.35	2.25	1.48	2.15	1.45	1.28	2.30	1.90	3.40	3.80	1.16	1.85	3.00	5.80	8.50	25.0		
					Total goluri prima repriză							Total goluri a doua repriză						Mai multe goluri			Pauză sau Final			
					PR	PR	PR	PR	PR	PR	DR	DR	DR	DR	DR	DR	I>II	I=II	I<II	PsF 1	PsF X	PsF 2		
					0-1	2-3	1+	2+	3+	4+	0-1	2-3	1+	2+	3+	4+								
3648	Royal Antwerp	Anderlecht	Vi	21:30	1.45	2.80	1.32	2.55	6.00	11.0	1.70	2.30	1.16	2.00	4.25	8.00	2.95	3.35	2.00	3.80	1.95	1.45		
					Pauză - Final							Marchează												
					1-1	1-X	1-2	X-1	X-X	X-2	2-1	2-X	2-2	GM	OM	GN	ON	GG	NG	GG3	GM-	OM-		
																				+	PR1+	PR1+		
3648	Royal Antwerp	Anderlecht	Vi	21:30	10.0	17.0	25.0	10.5	5.50	4.50	35.0	17.0	2.60	1.50	1.12	2.35	4.50	1.80	2.00	2.15	2.65	1.70		
					Scor corect (Final)										Scor corect (Prima repriză)									

Belgia - First Division A

Cod	Gazde	Oaspeti	Zi	Ora	Scor corect (Final)										Scor corect (Prima repriză)																									
					1:0	2:0	2:1	3:0	0:0	1:1	2:2	0:1	0:2	1:2	0:3	pr1:Cpr2:0	pr2:1pr0:0	pr0:1pr0:2	pr1:2	1:0	2:0	2:1	3:0	0:0	1:1	2:2	0:1	0:2	1:2	0:3	pr1:Cpr2:0	pr2:1pr0:0	pr0:1pr0:2	pr1:2						
					W1	W2	Wp1	Wp2	±H	H 1	H X	H 2	PG 1	PG 2	VD 11	VD 22	1D	2D	1N	2N	1D	2D	1N	2N																
3648	Royal Antwerp	Anderlecht	Vi	21:30	12.0	24.0	21.0	80.0	8.60	7.00	19.0	6.00	6.50	7.50	14.0	6.00	26.0	31.0	2.90	3.40	7.50	15.0	Winner (final)	Winner (pauză)	Handicap				Primul gol		Victorie dublă		Marchează în ambele reprize							
3648	Royal Antwerp	Anderlecht	Vi	21:30	3.79	1.22	2.83	1.18	1.0	2.10	3.45	2.75	2.15	1.55	25.0	4.00	5.75	2.30	1.07	1.48	11.0	1.48	Combinajii Winner																	
3648	Royal Antwerp	Anderlecht	Vi	21:30	9.80	7.65	6.45	14.0	9.37	14.5	11.0	20.8	9.00	2.69	2.36	3.15	2.45	2.07	4.19	3.01	3.66	3.64	1& 1-2	1& 3+	1& 1-3	1& 4+	1& 2-3	1/1& 3+	1&Pr 2+	1/1& Pr2+	1&G G	Pr2+ &Dr1+	Pr1+ &Dr2+	2& 1-2	2& 3+	2& 1-3	2& 4+	2& 2-3	2/2& 3+	2&Pr 2+

Bulgaria - Parva Liga

Cod	Gazde	Oaspeti	Zi	Ora	Final							Prima repriză							A doua repriză																							
					1	X	2	1X	X2	12	PR1	PRX	PR2	PR 1X	PR 2X	PR 12	DR1	DRX	DR2	DR 1X	DR 2X	DR 12																				
					TG 0-1	TG 0-2	TG 0-3	TG 1-2	TG 1-3	TG 2-3	TG 2-4	TG 2-5	TG 3-4	TG 3-5	TG 4-6	TG 2G	TG 2+	TG 3+	TG 4+	TG 5+	TG 6+	TG 7+																				
3266	Cherno More	FC Dunav Ruse	Vi	18:15	1.85	3.30	4.20	1.18	1.85	1.28	2.45	2.05	4.65	1.10	1.40	1.60	2.15	2.40	4.15	1.13	1.50	1.40	Total goluri																			
3267	FK Septemvri	Slavia Sofia	Vi	21:00	3.10	3.20	2.25	1.57	1.32	1.30	3.70	2.05	2.85	1.30	1.17	1.60	3.35	2.30	2.55	1.35	1.20	1.45	PR 0-1	PR 2-3	PR 1+	PR 2+	PR 3+	PR 4+	DR 0-1	DR 2-3	DR 1+	DR 2+	DR 3+	DR 4+	I>II	I=II	I<II	PsF 1	PsF X	PsF 2		
3266	Cherno More	FC Dunav Ruse	Vi	18:15	3.00	1.65	1.19	1.90	1.38	2.05	1.54	1.38	2.65	2.25	4.20	3.30	1.28	2.10	3.95	8.20	13.0	42.0	Total goluri prima repriză							Total goluri a doua repriză							Mai multe goluri			Pauză sau Final		
3267	FK Septemvri	Slavia Sofia	Vi	21:00	3.10	1.70	1.23	1.95	1.40	2.05	1.52	1.37	2.55	2.15	4.00	3.40	1.25	2.00	3.75	7.80	12.0	40.0	PR 0-1	PR 2-3	PR 1+	PR 2+	PR 3+	PR 4+	DR 0-1	DR 2-3	DR 1+	DR 2+	DR 3+	DR 4+	I>II	I=II	I<II	PsF 1	PsF X	PsF 2		
3266	Cherno More	FC Dunav Ruse	Vi	18:15	1.32	3.30	1.45	3.15	8.65	20.0	1.53	2.60	1.22	2.30	5.50	17.0	2.95	3.35	2.00	1.60	1.65	3.20	Pauză - Final							Marchează												
3267	FK Septemvri	Slavia Sofia	Vi	21:00	1.34	3.20	1.43	3.05	8.35	18.0	1.55	2.55	1.21	2.20	5.25	17.0	3.15	3.20	1.95	2.55	1.70	1.90	1-1	1-X	1-2	X-1	X-X	X-2	2-1	2-X	2-2	GM	OM	GN	ON	GG	NG	GG3 +	GM- PR1+	OM- PR1+		
3266	Cherno More	FC Dunav Ruse	Vi	18:15	3.12	16.5	33.0	4.80	5.50	7.50	26.0	16.5	6.50	1.21	1.56	3.00	2.05	1.89	1.78	2.43	1.88	2.85	Scor corect (Final)										Scor corect (Prima repriză)									
3267	FK Septemvri	Slavia Sofia	Vi	21:00	5.00	16.0	28.0	5.90	4.75	5.40	29.0	15.5	3.75	1.40	1.27	2.55	3.40	1.78	1.89	2.30	2.65	2.25	1:0	2:0	2:1	3:0	0:0	1:1	2:2	0:1	0:2	1:2	0:3	pr1:Cpr2:0	pr2:1pr0:0	pr0:1pr0:2	pr1:2					
3266	Cherno More	FC Dunav Ruse	Vi	18:15	6.00	7.00	8.00	17.0	6.15	6.50	17.0	10.0	20.0	15.0	50.0	3.50	9.00	17.0	2.50	5.50	21.0	31.0	Winner (final)	Winner (pauză)	Handicap				Primul gol		Victorie dublă		Marchează în ambele reprize									
3267	FK Septemvri	Slavia Sofia	Vi	21:00	9.00	14.0	11.0	35.0	8.67	6.00	17.0	6.50	9.00	8.50	22.0	4.67	15.0	26.0	2.60	4.00	11.0	21.0	W1	W2	Wp1	Wp2	±H	H 1	H X	H 2	PG 1	PG 2	VD 11	VD 22	1D	2D	1N	2N	1D	2D	1N	2N
3266	Cherno More	FC Dunav Ruse	Vi	18:15	1.29	2.93	1.25	2.38	-1.0	3.35	3.50	1.85	-	-	5.50	19.0	2.90	5.50	1.35	1.08	13.0	1.35	Combinajii Winner																			
3267	FK Septemvri	Slavia Sofia	Vi	21:00	2.13	1.55	1.90	1.46	1.0	1.57	3.65	4.35	-	-	12.5	7.25	4.75	3.60	1.10	1.20	14.0	1.25	1& 1-2	1& 3+	1& 1-3	1& 4+	1& 2-3	1/1& 3+	1&Pr 2+	1/1& Pr2+	1&G G	Pr2+ &Dr1+	Pr1+ &Dr2+	2& 1-2	2& 3+	2& 1-3	2& 4+	2& 2-3	2/2& 3+	2&Pr 2+		
3266	Cherno More	FC Dunav Ruse	Vi	18:15	2.98	3.29	2.16	6.19	3.21	5.37	4.94	7.86	3.55	3.43	2.98	6.76	7.47	4.91	14.1	7.30	11.2	11.2	Total goluri																			
3267	FK Septemvri	Slavia Sofia	Vi	21:00	5.12	5.25	3.68	9.85	5.39	8.20	8.01	12.2	5.50	3.30	2.81	3.72	3.81	2.67	7.15	3.91	6.15	5.82																				

Cehia - 1. Liga

Cod	Gazde	Oaspeti	Zi	Ora	Final							Prima repriză							A doua repriză																	
					1	X	2	1X	X2	12	PR1	PRX	PR2	PR 1X	PR 2X	PR 12	DR1	DRX	DR2	DR 1X	DR 2X	DR 12														
					TG 0-1	TG 0-2	TG 0-3	TG 1-2	TG 1-3	TG 2-3	TG 2-4	TG 2-5	TG 3-4	TG 3-5	TG 4-6	TG 2G	TG 2+	TG 3+	TG 4+	TG 5+	TG 6+	TG 7+														
3798	Z.Brno	Banik O.	Vi	19:00	2.40	3.20	2.90	1.35	1.50	1.30	2.95	1.98	3.75	1.17	1.28	1.65	2.65	2.35	3.21	1.23	1.34	1.45	Total goluri													

Cehia - 1. Liga

Cod	Gazde	Oaspeti	Zi	Ora	Total goluri																		
					TG 0-1	TG 0-2	TG 0-3	TG 1-2	TG 1-3	TG 2-3	TG 2-4	TG 2-5	TG 3-4	TG 3-5	TG 4-6	TG 2G	TG 2+	TG 3+	TG 4+	TG 5+	TG 6+	TG 7+	
					PR 0-1	PR 2-3	PR 1+	PR 2+	PR 3+	PR 4+	DR 0-1	DR 2-3	DR 1+	DR 2+	DR 3+	DR 4+	I>II	I=II	I<II	PsF 1	PsF X	PsF 2	
3798	Z.Brno	Banik O.	Vi	19:00	3.00	1.65	1.19	1.90	1.38	2.05	1.54	1.38	2.65	2.25	4.20	3.30	1.28	2.10	3.95	8.20	13.0	42.0	
					Total goluri prima repriză						Total goluri a doua repriză						Mai multe goluri			Pauză sau Final			
3798	Z.Brno	Banik O.	Vi	19:00	1.32	3.30	1.45	3.15	8.65	20.0	1.53	2.60	1.22	2.30	5.50	17.0	3.15	3.20	1.95	2.05	1.65	2.25	
					Pauză - Final						Marchează												
3798	Z.Brno	Banik O.	Vi	19:00	4.05	15.0	28.0	5.40	4.75	5.90	28.0	16.0	5.50	1.30	1.40	2.90	2.50	1.85	1.85	2.40	2.10	2.55	
					Scor corect (Final)									Scor corect (Prima repriză)									
3798	Z.Brno	Banik O.	Vi	19:00	7.00	9.50	8.50	23.0	6.13	6.00	17.0	8.50	13.0	11.0	35.0	4.00	12.0	21.0	2.50	4.50	15.0	26.0	
					Winner (final)			Winner (pauză)			Handicap			Primul gol		Victorie dublă		Marchează în ambele reprize					
3798	Z.Brno	Banik O.	Vi	19:00	1.62	2.01	1.46	1.86	-1.0	4.70	3.70	1.50	-	-	7.82	12.0	3.40	4.80	1.22	1.11	13.6	1.27	
					Combinatii Winner																		
3798	Z.Brno	Banik O.	Vi	19:00	3.78	4.18	2.75	7.87	4.08	6.97	6.27	10.2	4.45	3.43	2.98	4.70	5.20	3.41	9.77	5.07	9.47	7.79	

Cehia - FNL

Cod	Gazde	Oaspeti	Zi	Ora	Final							Prima repriză						A doua repriză					
					1	X	2	1X	X2	12	PR1	PRX	PR2	PR 1X	PR X2	PR 12	DR1	DRX	DR2	DR 1X	DR X2	DR 12	
3219	Hradec K.	Taborsko	Vi	19:00	1.45	4.10	5.75	1.07	2.35	1.15	1.92	2.33	6.00	1.01	1.61	1.40	1.70	2.70	5.50	1.07	1.86	1.35	
3220	MFK Vitkovice	Usti N.Labem	Vi	19:00	1.95	3.40	3.40	1.22	1.65	1.22	2.45	2.12	4.20	1.09	1.35	1.49	2.20	2.50	3.80	1.18	1.49	1.40	
					Total goluri																		
3219	Hradec K.	Taborsko	Vi	19:00	4.00	2.00	1.40	2.30	1.55	2.20	1.44	1.28	2.25	1.90	3.25	3.80	1.15	1.70	2.70	4.80	8.50	23.0	
3220	MFK Vitkovice	Usti N.Labem	Vi	19:00	3.30	1.80	1.27	2.05	1.45	2.07	1.48	1.31	2.45	2.05	3.70	3.55	1.20	1.90	3.40	6.70	12.0	36.0	
					Total goluri prima repriză						Total goluri a doua repriză						Mai multe goluri			Pauză sau Final			
3219	Hradec K.	Taborsko	Vi	19:00	1.49	2.75	1.30	2.50	6.85	11.0	1.73	2.25	1.15	1.95	3.90	7.50	2.85	3.40	2.05	1.35	2.00	3.74	
3220	MFK Vitkovice	Usti N.Labem	Vi	19:00	1.38	3.05	1.40	2.80	7.50	15.0	1.60	2.45	1.18	2.10	4.75	11.0	2.95	3.35	2.00	1.60	1.74	2.76	
					Pauză - Final						Marchează												
3219	Hradec K.	Taborsko	Vi	19:00	2.02	17.0	45.0	4.40	5.75	16.0	28.0	17.5	13.0	1.10	1.60	5.00	2.10	1.85	1.85	2.10	1.57	2.90	
3220	MFK Vitkovice	Usti N.Labem	Vi	19:00	3.22	16.5	33.0	5.00	5.25	7.00	26.0	16.5	6.00	1.18	1.40	3.80	2.50	1.75	1.95	2.20	1.80	2.75	
					Scor corect (Final)									Scor corect (Prima repriză)									
3219	Hradec K.	Taborsko	Vi	19:00	6.50	6.00	8.00	10.0	7.89	8.00	21.0	15.0	35.0	25.0	100	3.15	6.33	15.0	3.00	7.50	31.0	31.0	
3220	MFK Vitkovice	Usti N.Labem	Vi	19:00	6.00	7.00	8.00	18.0	7.68	6.50	17.0	9.50	19.0	15.0	50.0	3.67	9.00	17.0	2.80	5.25	17.0	26.0	
					Winner (final)			Winner (pauză)			Handicap			Primul gol		Victorie dublă		Marchează în ambele reprize					
3219	Hradec K.	Taborsko	Vi	19:00	1.10	4.26	1.10	3.42	-1.0	2.15	3.50	2.35	-	-	3.26	36.4	2.05	6.33	1.60	1.05	10.8	1.57	
3220	MFK Vitkovice	Usti N.Labem	Vi	19:00	1.34	2.43	1.29	2.22	-1.0	3.50	3.50	1.65	-	-	5.39	17.2	2.65	4.33	1.36	1.14	9.56	1.45	
					Combinatii Winner																		

Cehia - FNL

			Combinajii Winner																			
			1& 1-2	1& 3+	1& 1-3	1& 4+	1& 2-3	1/1& 3+	1&Pr 2+	1/1& Pr2+	1&G G	Pr2+ &Dr1	Pr1+ &Dr2	2& 1-2	2& 3+	2& 1-3	2& 4+	2& 2-3	2/2& 3+	2&Pr 2+		
3219	Hradec K.	Taborsko	Vi	19:00	2.83	2.09	1.90	3.32	2.70	2.81	3.07	4.04	2.55	2.57	2.26	11.0	8.11	7.40	12.9	10.5	18.1	11.9
3220	MFK Vitkovice	Usti N.Labem	Vi	19:00	3.38	2.98	2.37	5.15	3.38	4.88	4.35	6.96	3.30	2.82	2.59	6.12	5.39	4.29	9.33	6.12	9.10	7.87

Croatia - 1. HNL

Cod	Gazde	Oaspeti	Zi	Ora	Final					Prima repriză					A doua repriză								
					1	X	2	1X	X2	12	PR1	PRX	PR2	PR	PR	PR	DR1	DRX	DR2	DR	DR	DR	
3191	Lok.Zagreb	NK Rudes	Vi	21:00	1.85	3.30	4.20	1.18	1.85	1.28	2.40	2.10	4.60	1.10	1.43	1.57	2.15	2.50	4.13	1.13	1.51	1.40	
					Total goluri																		
					TG 0-1	TG 0-2	TG 0-3	TG 1-2	TG 1-3	TG 2-3	TG 2-4	TG 2-5	TG 3-4	TG 3-5	TG 4-6	TG 2G	TG 2+	TG 3+	TG 4+	TG 5+	TG 6+	TG 7+	
3191	Lok.Zagreb	NK Rudes	Vi	21:00	3.20	1.75	1.25	2.00	1.42	2.07	1.50	1.35	2.50	2.10	3.85	3.50	1.23	1.95	3.50	7.00	11.0	38.0	
					Total goluri prima repriză					Total goluri a doua repriză					Mai multe goluri			Pauză sau Final					
					PR 0-1	PR 2-3	PR 1+	PR 2+	PR 3+	PR 4+	DR 0-1	DR 2-3	DR 1+	DR 2+	DR 3+	DR 4+	I>II	I=II	I<II	PsF 1	PsF X	PsF 2	
3191	Lok.Zagreb	NK Rudes	Vi	21:00	1.35	3.10	1.41	2.90	8.20	16.0	1.58	2.50	1.20	2.15	4.75	13.0	2.95	3.35	2.00	1.57	1.75	3.40	
					Pauză - Final					Marchează													
					1-1	1-X	1-2	X-1	X-X	X-2	2-1	2-X	2-2	GM	OM	GN	ON	GG	NG	GG3 +	GM- PR1+	OM- PR1+	
3191	Lok.Zagreb	NK Rudes	Vi	21:00	3.12	16.5	33.0	4.80	5.50	7.50	26.0	16.5	7.20	1.18	1.45	3.80	2.35	1.80	1.90	2.20	1.82	2.80	
					Scor corect (Final)									Scor corect (Prima repriză)									
					1:0	2:0	2:1	3:0	0:0	1:1	2:2	0:1	0:2	1:2	0:3	pr1:Cpr2:0	pr2:1pr0:0	pr0:1pr0:2	pr1:2				
3191	Lok.Zagreb	NK Rudes	Vi	21:00	6.00	7.00	8.00	17.0	9.03	6.50	17.0	10.0	20.0	15.0	50.0	3.50	9.00	17.0	2.65	5.50	21.0	26.0	
					Winner (final)		Winner (pauză)		Handicap			Primul gol		Victorie dublă		Marchează în ambele reprize							
					W1	W2	Wp1	Wp2	±H	H 1	H X	H 2	PG 1	PG 2	VD 11	VD 22	1D	2D	1N	2N	1D 2D	1N 2N	
3191	Lok.Zagreb	NK Rudes	Vi	21:00	1.29	2.93	1.26	2.41	-1.0	3.34	3.50	1.85	-	-	5.16	19.0	2.85	5.00	1.32	1.10	11.9	1.36	
					Combinajii Winner																		
					1& 1-2	1& 3+	1& 1-3	1& 4+	1& 2-3	1/1& 3+	1&Pr 2+	1/1& Pr2+	1&G G	Pr2+ &Dr1	Pr1+ &Dr2	2& 1-2	2& 3+	2& 1-3	2& 4+	2& 2-3	2/2& 3+	2&Pr 2+	
3191	Lok.Zagreb	NK Rudes	Vi	21:00	3.14	3.06	2.23	5.49	3.25	4.99	4.55	7.24	3.40	3.11	2.71	7.14	6.96	5.07	12.5	7.39	11.5	10.4	

Coreea de Sud - National League

Cod	Gazde	Oaspeti	Zi	Ora	1	X	2	1X	X2	12	PR1	PRX	PR2	PR	PR	PR	DR1	DRX	DR2	DR	DR	DR
					1	X	2	1X	X2	12	PR1	PRX	PR2	PR 1X	PR 1X2	PR 12	DR1	DRX	DR2	DR 1X	DR 1X2	DR 12
1067	Gyeongju Kore	Changwon City	Vi	12:00	1.60	3.60	4.80	1.10	2.05	1.20	2.15	2.12	5.80	1.01	1.47	1.49	1.85	2.60	5.05	1.10	1.70	1.35
1068	Busan Transpo	Daejeon Korai	Vi	13:00	3.55	3.15	1.95	1.65	1.20	1.25	4.60	1.98	2.55	1.32	1.07	1.57	3.95	2.35	2.25	1.45	1.15	1.45
1069	Cheonan City	Mokpo City FC	Vi	13:00	2.45	3.05	2.65	1.35	1.40	1.30	2.95	2.05	3.45	1.16	1.23	1.53	2.75	2.25	3.15	1.25	1.30	1.45
1070	Gangneung Cit	Gimhae City	Vi	13:00	4.20	3.50	1.70	1.90	1.15	1.20	5.10	2.12	2.25	1.43	1.04	1.49	4.55	2.55	1.95	1.65	1.10	1.35
					TG 0-1	TG 0-2	TG 0-3	TG 1-2	TG 1-3	TG 2-3	TG 2-4	TG 2-5	TG 3-4	TG 3-5	TG 4-6	TG 2G	TG 2+	TG 3+	TG 4+	TG 5+	TG 6+	TG 7+
1067	Gyeongju Kore	Changwon City	Vi	12:00	3.20	1.75	1.25	2.00	1.40	2.05	1.50	1.35	2.50	2.10	3.85	3.50	1.25	1.95	3.50	7.00	11.0	38.0
1068	Busan Transpo	Daejeon Korai	Vi	13:00	2.90	1.60	1.20	1.85	1.35	2.00	1.55	1.40	2.75	2.40	4.40	3.20	1.30	2.20	4.15	8.70	14.0	44.0
1069	Cheonan City	Mokpo City FC	Vi	13:00	3.10	1.70	1.25	1.95	1.40	2.05	1.50	1.35	2.55	2.15	4.00	3.40	1.25	2.00	3.75	7.80	12.0	40.0
1070	Gangneung Cit	Gimhae City	Vi	13:00	3.30	1.80	1.25	2.05	1.45	2.05	1.50	1.30	2.45	2.05	3.70	3.55	1.20	1.90	3.40	6.70	12.0	36.0
					PR 0-1	PR 2-3	PR 1+	PR 2+	±H	H 1	H X	H 2	W1	W2	Wp1	Wp2	I>II	I=II	I<II	PsF 1	PsF X	PsF 2
1067	Gyeongju Kore	Changwon City	Vi	12:00	-	-	-	-	-1.0	2.60	3.50	2.05	1.20	3.50	1.10	3.10	2.95	3.35	2.00	1.48	1.74	3.63
1068	Busan Transpo	Daejeon Korai	Vi	13:00	-	-	-	-	1.0	1.65	3.50	3.70	2.40	1.30	2.30	1.30	2.95	3.35	2.00	3.08	1.58	1.65
1069	Cheonan City	Mokpo City FC	Vi	13:00	-	-	-	-	-1.0	5.00	3.75	1.40	1.60	1.80	1.50	1.80	3.15	3.20	1.95	1.94	1.66	2.22
1070	Gangneung Cit	Gimhae City	Vi	13:00	-	-	-	-	1.0	1.90	3.45	2.90	3.00	1.20	2.70	1.20	2.95	3.35	2.00	3.16	1.74	1.54
					1-1	1-X	1-2	X-1	X-X	X-2	2-1	2-X	2-2	GM	OM	GN	ON	GG	NG	GG3 +	GM- PR1+	OM- PR1+
1067	Gyeongju Kore	Changwon City	Vi	12:00	2.40	17.0	35.0	4.50	5.75	11.0	25.0	17.0	9.50	-	-	-	-	-	-	-	-	-
1068	Busan Transpo	Daejeon Korai	Vi	13:00	5.75	16.5	27.0	6.75	5.25	5.00	32.0	16.5	3.35	-	-	-	-	-	-	-	-	-

Coreea de Sud - National League

				1-1	1-X	1-2	X-1	X-X	X-2	2-1	2-X	2-2	GM	OM	GN	ON	GG	NG	GG3	GM-	OM-	
																			+	PR1+	PR1+	
1069	Cheonan City	Mokpo City FC	Vi	13:00	4.30	15.0	28.0	5.60	4.65	5.80	28.0	15.5	4.60	-	-	-	-	-	-	-	-	-
1070	Gangneung Cit	Gimhae City	Vi	13:00	8.50	17.0	25.0	10.0	5.50	4.50	34.0	17.0	2.60	-	-	-	-	-	-	-	-	-

Danemarca - Superligaen

Cod	Gazde	Oaspeti	Zi	Ora	Final							Prima repriză						A doua repriză					
					1	X	2	1X	X2	12	PR1	PRX	PR2	PR	PR	PR	DR1	DRX	DR2	DR	DR	DR	
					TG	TG	TG	TG	TG	TG	TG	TG	TG	TG	TG	TG	TG	TG	TG	TG	TG		
3839	Sonderjyske	FC Helsingor	Vi	20:00	1.55	3.75	6.00	1.10	2.30	1.25	2.05	2.25	5.50	1.06	1.61	1.50	1.85	2.60	5.35	1.08	1.75	1.38	
					Total goluri																		
					0-1	0-2	0-3	1-2	1-3	2-3	2-4	2-5	3-4	3-5	4-6	2G	2+	3+	4+	5+	6+	7+	
3839	Sonderjyske	FC Helsingor	Vi	20:00	3.80	1.95	1.35	2.25	1.48	2.15	1.45	1.28	2.30	1.90	3.40	3.80	1.16	1.75	3.00	5.80	8.50	25.0	
					Total goluri prima repriză							Total goluri a doua repriză						Mai multe goluri			Pauză sau Final		
					PR	PR	PR	PR	PR	PR	DR	DR	DR	DR	DR	DR	I>II	I=II	I<II	PsF 1	PsF X	PsF 2	
					0-1	2-3	1+	2+	3+	4+	0-1	2-3	1+	2+	3+	4+							
3839	Sonderjyske	FC Helsingor	Vi	20:00	1.45	2.80	1.32	2.60	7.10	12.0	1.70	2.30	1.16	2.00	4.25	8.00	2.95	3.35	2.00	1.40	1.85	4.00	
					Pauză - Final							Marchează											
					1-1	1-X	1-2	X-1	X-X	X-2	2-1	2-X	2-2	GM	OM	GN	ON	GG	NG	GG3	GM-	OM-	
																			+	PR1+	PR1+		
3839	Sonderjyske	FC Helsingor	Vi	20:00	2.35	17.0	40.0	4.40	5.75	13.0	25.0	17.0	11.0	1.12	1.60	4.50	2.10	1.75	1.95	2.00	1.60	2.90	
					Scor corect (Final)												Scor corect (Prima repriză)						
					1:0	2:0	2:1	3:0	0:0	1:1	2:2	0:1	0:2	1:2	0:3	pr1:Cpr2:0	pr2:1pr0:0	pr0:1pr0:2	pr1:2				
3839	Sonderjyske	FC Helsingor	Vi	20:00	6.50	6.50	7.50	12.0	8.00	7.00	19.0	13.0	30.0	23.0	100	3.25	7.00	15.0	2.90	6.50	31.0	31.0	
					Winner (final)		Winner (pauză)		Handicap				Primul gol		Victorie dublă		Marchează în ambele reprize						
					W1	W2	Wp1	Wp2	±H	H 1	H X	H 2	PG 1	PG 2	VD 11	VD 22	1D	2D	1N	2N	1D 2D	1N 2N	
3839	Sonderjyske	FC Helsingor	Vi	20:00	1.14	4.40	1.14	3.06	-1.0	2.45	3.50	2.30	-	-	3.75	30.0	2.15	6.00	1.55	1.05	11.0	1.50	
					Combinatii Winner																		
					1&	1&	1&	1&	1&	1/1&	1&Pr	1/1&	1&G	Pr2+	Pr1+	2&	2&	2&	2&	2&	2/2&	2&Pr	
					1-2	3+	1-3	4+	2-3	3+	2+	Pr2+	G	&Dr1&Dr2	+	+	1-2	3+	1-3	4+	2-3	3+	2+
3839	Sonderjyske	FC Helsingor	Vi	20:00	2.95	2.30	1.95	4.00	2.85	3.35	3.40	4.85	2.55	2.70	2.35	11.4	8.90	7.53	15.3	10.9	15.8	13.2	

Elvetia - Challenge League

Cod	Gazde	Oaspeti	Zi	Ora	Final							Prima repriză						A doua repriză					
					1	X	2	1X	X2	12	PR1	PRX	PR2	PR	PR	PR	DR1	DRX	DR2	DR	DR	DR	
					TG	TG	TG	TG	TG	TG	TG	TG	TG	TG	TG	TG	TG	TG	TG	TG	TG		
3339	Chiasso	Neuchatel Xam	Vi	21:00	4.35	3.50	1.75	1.95	1.15	1.25	4.30	2.30	2.25	1.48	1.11	1.46	4.40	2.55	2.05	1.55	1.10	1.35	
					Total goluri																		
					0-1	0-2	0-3	1-2	1-3	2-3	2-4	2-5	3-4	3-5	4-6	2G	2+	3+	4+	5+	6+	7+	
3339	Chiasso	Neuchatel Xam	Vi	21:00	4.30	2.10	1.40	2.40	1.60	2.20	1.45	1.25	2.20	1.90	3.15	3.90	1.15	1.65	2.55	4.55	8.00	21.0	
					Total goluri prima repriză							Total goluri a doua repriză						Mai multe goluri			Pauză sau Final		
					PR	PR	PR	PR	PR	PR	DR	DR	DR	DR	DR	DR	I>II	I=II	I<II	PsF 1	PsF X	PsF 2	
					0-1	2-3	1+	2+	3+	4+	0-1	2-3	1+	2+	3+	4+							
3339	Chiasso	Neuchatel Xam	Vi	21:00	1.50	2.65	1.30	2.40	6.40	10.0	1.80	2.25	1.15	1.90	3.70	7.00	2.95	3.35	2.00	2.96	1.86	1.55	
					Pauză - Final							Marchează											
					1-1	1-X	1-2	X-1	X-X	X-2	2-1	2-X	2-2	GM	OM	GN	ON	GG	NG	GG3	GM-	OM-	
																			+	PR1+	PR1+		
3339	Chiasso	Neuchatel Xam	Vi	21:00	8.00	17.0	25.0	9.00	5.50	4.60	34.0	17.0	2.70	1.40	1.10	2.50	5.00	1.65	2.10	1.95	2.35	1.65	
					Scor corect (Final)												Scor corect (Prima repriză)						
					1:0	2:0	2:1	3:0	0:0	1:1	2:2	0:1	0:2	1:2	0:3	pr1:Cpr2:0	pr2:1pr0:0	pr0:1pr0:2	pr1:2				
3339	Chiasso	Neuchatel Xam	Vi	21:00	11.0	22.0	17.0	65.0	8.64	6.50	17.0	6.00	7.00	7.50	15.0	5.67	17.0	21.0	3.10	3.67	8.00	15.0	

Elvetia - Challenge League

					Winner (final)		Winner (pauză)		Handicap			Primul gol		Victorie dublă		Marchează în ambele reprize						
					W1	W2	Wp1	Wp2	±H	H 1	H X	H 2	PG 1	PG 2	VD 11	VD 22	1D	2D	1N	2N	1D 2D	1N 2N
3339	Chiasso	Neuchatel Xam	Vi	21:00	3.11	1.25	2.43	1.27	1.0	1.95	3.45	3.05	-	-	19.0	4.60	4.33	2.30	1.14	1.48	8.30	1.58
Combinatii Winner																						
					1& 1-2	1& 3+	1& 1-3	1& 4+	1& 2-3	1/1& 3+	1&Pr 2+	1/1& Pr2+	1&G G	Pr2+ &Dr1+	Pr1+ &Dr2+	2& 1-2	2& 3+	2& 1-3	2& 4+	2& 2-3	2/2& 3+	2&Pr 2+
3339	Chiasso	Neuchatel Xam	Vi	21:00	8.85	6.00	5.90	9.40	8.11	10.8	8.85	15.4	6.50	2.46	2.21	3.56	2.45	2.37	3.78	3.26	3.65	3.56

Estonia - Premium Liiga

Cod	Gazde	Oaspeti	Zi	Ora	Final					Prima repriză					A doua repriză							
					1	X	2	1X	X2	12	PR1	PRX	PR2	PR 1X	PR 1X2	PR 12	DR1	DRX	DR2	DR 1X	DR 1X2	DR 12
3300	Sillamae	Infonet	Vi	19:00	6.00	4.35	1.40	2.50	1.05	1.13	6.00	2.50	1.85	1.70	1.01	1.34	5.80	3.00	1.65	1.98	1.06	1.29
3301	Viljandi JK T	Levadia	Vi	19:30	7.75	5.50	1.25	3.20	1.02	1.08	8.00	2.75	1.60	1.96	-	1.27	7.35	3.50	1.45	2.37	1.03	1.21
Total goluri																						
					TG 0-1	TG 0-2	TG 0-3	TG 1-2	TG 1-3	TG 2-3	TG 2-4	TG 2-5	TG 3-4	TG 3-5	TG 4-6	TG 2G	TG 2+	TG 3+	TG 4+	TG 5+	TG 6+	TG 7+
3300	Sillamae	Infonet	Vi	19:00	4.80	2.40	1.52	2.30	1.75	2.25	1.42	1.21	2.25	1.55	2.50	4.05	1.08	1.50	2.20	3.25	5.50	11.0
3301	Viljandi JK T	Levadia	Vi	19:30	6.85	2.70	1.65	2.60	1.90	1.98	1.43	1.19	2.20	1.43	2.25	4.20	1.06	1.40	2.00	2.90	4.00	9.00
					Total goluri prima repriză					Total goluri a doua repriză					Mai multe goluri			Pauză sau Final				
					PR 0-1	PR 2-3	PR 1+	PR 2+	PR 3+	PR 4+	DR 0-1	DR 2-3	DR 1+	DR 2+	DR 3+	DR 4+	I>II	I=II	I<II	PsF 1	PsF X	PsF 2
3300	Sillamae	Infonet	Vi	19:00	1.55	2.30	1.14	2.15	4.00	10.0	1.95	2.00	1.12	1.68	3.40	5.70	3.25	3.85	1.85	4.91	2.10	1.36
3301	Viljandi JK T	Levadia	Vi	19:30	1.67	2.00	1.12	1.95	3.50	8.00	2.10	1.85	1.10	1.58	3.00	4.80	3.25	3.85	1.85	7.00	2.35	1.20
					Pauză - Final					Marchează												
					1-1	1-X	1-2	X-1	X-X	X-2	2-1	2-X	2-2	GM	OM	GN	ON	GG	NG	GG3 +	GM- PR1+	OM- PR1+
3300	Sillamae	Infonet	Vi	19:00	7.70	17.0	21.0	17.0	6.50	4.30	43.0	16.0	1.90	1.55	1.05	2.15	6.50	1.65	2.10	1.90	2.75	1.45
3301	Viljandi JK T	Levadia	Vi	19:30	9.00	18.0	22.0	19.5	8.50	4.20	43.0	18.0	1.70	1.75	1.03	1.90	7.00	1.85	1.85	2.10	3.00	1.30
					Winner (final)		Winner (pauză)		Handicap			Primul gol		Victorie dublă		Marchează în ambele reprize						
					W1	W2	Wp1	Wp2	±H	H 1	H X	H 2	PG 1	PG 2	VD 11	VD 22	1D	2D	1N	2N	1D 2D	1N 2N
3300	Sillamae	Infonet	Vi	19:00	4.62	1.08	3.60	1.09	1.0	2.50	3.75	2.00	-	-	-	-	-	-	-	-	-	-
3301	Viljandi JK T	Levadia	Vi	19:30	6.34	1.02	5.09	1.02	1.0	3.20	4.00	1.75	-	-	-	-	-	-	-	-	-	-

Finlanda Amatori - 3 Division

Cod	Gazde	Oaspeti	Zi	Ora	1	X	2	1X	X2	12	PR1	PRX	PR2	PR 1X	PR 1X2	PR 12	DR1	DRX	DR2	DR 1X	DR 1X2	DR 12
1858	Spartak Helsi	Hifk 2	Vi	18:00	2.10	4.20	2.50	1.40	1.60	1.15	-	-	-	-	-	-	-	-	-	-	-	-
1859	Kuki	Joensuun Pall	Vi	18:30	1.25	6.00	7.00	1.03	3.25	1.05	-	-	-	-	-	-	-	-	-	-	-	-
1860	P-lirot	Masku	Vi	18:30	1.55	4.50	4.10	1.15	2.15	1.12	-	-	-	-	-	-	-	-	-	-	-	-
1861	Pirkkalan Jal	NOPS	Vi	18:30	5.00	5.00	1.40	2.50	1.10	1.10	-	-	-	-	-	-	-	-	-	-	-	-
1869	FC Kiisto	Sporting Kris	Vi	19:00	1.15	7.00	10.0	-	4.15	1.03	-	-	-	-	-	-	-	-	-	-	-	-
1870	Herto	Rips	Vi	19:15	1.35	5.00	5.75	1.05	2.70	1.10	-	-	-	-	-	-	-	-	-	-	-	-
Total goluri																						
					TG 0-1	TG 0-2	TG 0-3	TG 1-2	TG 1-3	TG 2-3	TG 2-4	TG 2-5	TG 3-4	TG 3-5	TG 4-6	TG 2G	TG 2+	TG 3+	TG 4+	TG 5+	TG 6+	TG 7+
1858	Spartak Helsi	Hifk 2	Vi	18:00	6.85	2.70	1.65	2.60	1.90	1.98	1.43	1.19	2.20	1.43	2.25	4.20	1.06	1.40	2.00	2.90	4.00	9.00
1859	Kuki	Joensuun Pall	Vi	18:30	10.0	3.50	2.25	3.00	2.60	2.50	1.48	1.15	2.05	1.25	1.85	4.40	1.02	1.25	1.50	2.00	2.50	4.00
1860	P-lirot	Masku	Vi	18:30	6.85	2.70	1.65	2.60	1.90	1.98	1.43	1.19	2.20	1.43	2.25	4.20	1.06	1.40	2.00	2.90	4.00	9.00
1861	Pirkkalan Jal	NOPS	Vi	18:30	10.0	3.50	2.25	3.00	2.60	2.50	1.48	1.15	2.05	1.25	1.85	4.40	1.02	1.25	1.50	2.00	2.50	4.00
1869	FC Kiisto	Sporting Kris	Vi	19:00	10.0	3.50	2.25	3.00	2.60	2.50	1.48	1.15	2.05	1.25	1.85	4.40	1.02	1.25	1.50	2.00	2.50	4.00
1870	Herto	Rips	Vi	19:15	10.0	3.50	2.25	3.00	2.60	2.50	1.48	1.15	2.05	1.25	1.85	4.40	1.02	1.25	1.50	2.00	2.50	4.00
					PR 0-1	PR 2-3	PR 1+	PR 2+	±H	H 1	H X	H 2	W1	W2	Wp1	Wp2	I>II	I=II	I<II	PsF 1	PsF X	PsF 2
1858	Spartak Helsi	Hifk 2	Vi	18:00	-	-	-	-	-1.0	4.00	3.55	1.60	1.60	1.90	-	-	-	-	-	-	-	-
1859	Kuki	Joensuun Pall	Vi	18:30	-	-	-	-	-1.0	1.65	3.80	3.25	1.04	5.83	-	-	-	-	-	-	-	-
1860	P-lirot	Masku	Vi	18:30	-	-	-	-	-1.0	2.45	3.50	2.15	1.21	3.19	-	-	-	-	-	-	-	-
1861	Pirkkalan Jal	NOPS	Vi	18:30	-	-	-	-	-1.0	2.50	3.60	2.00	4.00	1.12	-	-	-	-	-	-	-	-
1869	FC Kiisto	Sporting Kris	Vi	19:00	-	-	-	-	-1.0	1.45	4.00	4.15	-	8.57	-	-	-	-	-	-	-	-

Finlanda Amatori - 3 Division

				PR	PR	PR	PR	±H	H 1	H X	H 2	W1	W2	Wp1	Wp2	I>II	I=II	I<II	Psf 1	Psf X	Psf 2
				0-1	2-3	1+	2+														
1870	Herto	Rips	Vi 19:15	-	-	-	-	-1.0	1.90	3.65	2.70	1.08	4.60	-	-	-	-	-	-	-	-

Finlanda - Kakkonen, Grupa A

Cod	Gazde	Oaspeti	Zi	Ora	1	X	2	1X	X2	12	PR1	PRX	PR2	PR	PR	PR	DR1	DRX	DR2	DR	DR	DR
					1	X	2	1X	X2	12	PR1	PRX	PR2	1X	X2	12				1X	X2	12
1072	Järvenpään Pa	Pepo Lappeenr	Vi	18:30	2.50	3.75	2.30	1.50	1.45	1.20	3.30	2.25	2.75	1.30	1.20	1.46	3.10	2.55	2.60	1.40	1.29	1.41
					TG	TG	TG	TG	TG	TG	TG	TG	TG	TG	TG	TG	TG	TG	TG	TG	TG	TG
					0-1	0-2	0-3	1-2	1-3	2-3	2-4	2-5	3-4	3-5	4-6	2G	2+	3+	4+	5+	6+	7+
1072	Järvenpään Pa	Pepo Lappeenr	Vi	18:30	4.60	2.20	1.45	2.50	1.60	2.17	1.44	1.23	2.30	1.63	2.75	4.30	1.13	1.60	2.40	3.55	6.50	13.0
					PR	PR	PR	PR	±H	H 1	H X	H 2	W1	W2	Wp1	Wp2	I>II	I=II	I<II	Psf 1	Psf X	Psf 2
					0-1	2-3	1+	2+														
1072	Järvenpään Pa	Pepo Lappeenr	Vi	18:30	1.50	2.45	1.15	2.25	1.0	1.50	3.65	4.55	1.83	1.69	1.83	1.53	3.15	3.20	1.95	2.00	2.00	1.85
					1-1	1-X	1-2	X-1	X-X	X-2	2-1	2-X	2-2	GM	OM	GN	ON	GG	NG	GG3	GM-	OM-
																			+	PR1+	PR1+	
1072	Järvenpään Pa	Pepo Lappeenr	Vi	18:30	4.80	16.0	28.0	5.90	4.75	5.40	29.0	15.5	3.85	1.25	1.18	3.20	3.80	1.50	2.40	1.85	2.05	1.82

Finlanda - Kakkonen, Grupa B

Cod	Gazde	Oaspeti	Zi	Ora	1	X	2	1X	X2	12	PR1	PRX	PR2	PR	PR	PR	DR1	DRX	DR2	DR	DR	DR
					1	X	2	1X	X2	12	PR1	PRX	PR2	1X	X2	12				1X	X2	12
1077	Salpa	Musa Pori	Vi	18:30	2.60	3.60	2.30	1.50	1.40	1.22	3.40	2.17	2.80	1.28	1.18	1.49	3.25	2.30	2.60	1.35	1.22	1.45
1095	FC Jazz	FC Espoo	Vi	19:00	2.05	3.75	2.90	1.35	1.65	1.20	2.50	2.25	3.75	1.14	1.36	1.46	2.35	2.65	3.38	1.25	1.49	1.39
					TG	TG	TG	TG	TG	TG	TG	TG	TG	TG	TG	TG	TG	TG	TG	TG	TG	TG
					0-1	0-2	0-3	1-2	1-3	2-3	2-4	2-5	3-4	3-5	4-6	2G	2+	3+	4+	5+	6+	7+
1077	Salpa	Musa Pori	Vi	18:30	4.00	2.00	1.38	2.25	1.48	2.10	1.43	1.24	2.35	1.80	3.00	4.00	1.17	1.70	2.60	3.80	7.60	18.0
1095	FC Jazz	FC Espoo	Vi	19:00	4.30	2.10	1.43	2.35	1.52	2.15	1.43	1.24	2.30	1.70	2.80	4.30	1.13	1.65	2.45	3.70	7.20	16.0
					PR	PR	PR	PR	±H	H 1	H X	H 2	W1	W2	Wp1	Wp2	I>II	I=II	I<II	Psf 1	Psf X	Psf 2
					0-1	2-3	1+	2+														
1077	Salpa	Musa Pori	Vi	18:30	1.45	2.60	1.19	2.35	1.0	1.50	3.65	4.55	1.88	1.66	1.83	1.51	3.15	3.20	1.95	2.15	1.85	1.85
1095	FC Jazz	FC Espoo	Vi	19:00	1.50	2.45	1.17	2.25	-1.0	3.75	3.55	1.65	1.50	2.13	1.39	2.08	3.15	3.20	1.95	1.66	1.96	2.31
					1-1	1-X	1-2	X-1	X-X	X-2	2-1	2-X	2-2	GM	OM	GN	ON	GG	NG	GG3	GM-	OM-
																			+	PR1+	PR1+	
1077	Salpa	Musa Pori	Vi	18:30	4.80	16.0	28.0	5.90	4.75	5.40	29.0	15.5	3.85	1.30	1.20	3.00	3.60	1.55	2.30	1.95	2.35	1.90
1095	FC Jazz	FC Espoo	Vi	19:00	3.50	16.0	31.0	5.30	5.00	6.25	28.0	16.5	5.60	1.18	1.30	3.80	3.00	1.50	2.40	1.90	1.78	2.10

Georgia - National League

Cod	Gazde	Oaspeti	Zi	Ora	1	X	2	1X	X2	12	PR1	PRX	PR2	PR	PR	PR	DR1	DRX	DR2	DR	DR	DR
					1	X	2	1X	X2	12	PR1	PRX	PR2	1X	X2	12				1X	X2	12
1101	FC Samtredia	Chikhura Sach	Vi	17:00	2.15	3.00	3.20	1.25	1.55	1.30	2.65	2.25	3.45	1.16	1.30	1.43	2.45	2.65	3.05	1.27	1.42	1.36
					TG	TG	TG	TG	TG	TG	TG	TG	TG	TG	TG	TG	TG	TG	TG	TG	TG	TG
					0-1	0-2	0-3	1-2	1-3	2-3	2-4	2-5	3-4	3-5	4-6	2G	2+	3+	4+	5+	6+	7+
1101	FC Samtredia	Chikhura Sach	Vi	17:00	4.30	2.10	1.42	2.40	1.58	2.20	1.44	1.27	2.20	1.90	3.15	3.90	1.15	1.65	2.55	4.55	8.00	21.0
					PR	PR	PR	PR	±H	H 1	H X	H 2	W1	W2	Wp1	Wp2	I>II	I=II	I<II	Psf 1	Psf X	Psf 2
					0-1	2-3	1+	2+														
1101	FC Samtredia	Chikhura Sach	Vi	17:00	1.50	2.65	1.28	2.40	-1.0	4.15	3.55	1.55	1.43	2.13	1.47	1.92	3.15	3.20	1.95	1.75	1.80	2.50
					1-1	1-X	1-2	X-1	X-X	X-2	2-1	2-X	2-2	GM	OM	GN	ON	GG	NG	GG3	GM-	OM-
																			+	PR1+	PR1+	
1101	FC Samtredia	Chikhura Sach	Vi	17:00	3.60	15.5	30.0	5.30	4.80	6.00	28.0	16.0	5.25	1.18	1.28	3.80	3.10	1.50	2.40	1.85	1.80	2.10

Germania - Regionalliga Bavaria

Cod	Gazde	Oaspeti	Zi	Ora	1	X	2	1X	X2	12	PR1	PRX	PR2	PR	PR	PR	DR1	DRX	DR2	DR	DR	DR
					1	X	2	1X	X2	12	PR1	PRX	PR2	1X	X2	12				1X	X2	12
1102	FC Ingolstadt	FC Memmingen	Vi	20:00	2.70	3.50	2.20	1.50	1.35	1.20	3.35	2.33	2.65	1.30	1.17	1.40	3.06	2.60	2.50	1.41	1.27	1.38
					TG	TG	TG	TG	TG	TG	TG	TG	TG	TG	TG	TG	TG	TG	TG	TG	TG	TG
					0-1	0-2	0-3	1-2	1-3	2-3	2-4	2-5	3-4	3-5	4-6	2G	2+	3+	4+	5+	6+	7+
1102	FC Ingolstadt	FC Memmingen	Vi	20:00	4.80	2.40	1.52	2.30	1.75	2.25	1.42	1.21	2.25	1.55	2.50	4.05	1.08	1.50	2.20	3.25	5.50	11.0
					PR	PR	PR	PR	±H	H 1	H X	H 2	W1	W2	Wp1	Wp2	I>II	I=II	I<II	Psf 1	Psf X	Psf 2
					0-1	2-3	1+	2+														
1102	FC Ingolstadt	FC Memmingen	Vi	20:00	1.55	2.30	1.14	2.15	1.0	1.50	3.60	4.25	1.93	1.57	1.91	1.51	3.15	3.20	1.95	2.15	1.95	1.80

Germania - Regionalliga Bavaria

				1-1	1-X	1-2	X-1	X-X	X-2	2-1	2-X	2-2	GM	OM	GN	ON	GG	NG	GG3	GM-	OM-	
																			+	PR1+	PR1+	
1102	FC Ingolstadt	FC Memmingen	Vi	20:00	5.10	16.0	28.0	6.00	4.75	5.40	30.0	15.5	3.65	1.22	1.18	3.40	3.80	1.40	2.70	1.75	1.95	1.75

Germania - Regionalliga Nord

Cod	Gazde	Oaspeti	Zi	Ora	1	X	2	1X	X2	12	PR1	PRX	PR2	PR	PR	PR	DR1	DRX	DR2	DR	DR	DR
														1X	X2	12				1X	X2	12
1103	VfB Lübeck	VfB Oldenburg	Vi	19:00	1.75	3.60	4.00	1.18	1.90	1.22	2.30	2.20	4.60	1.08	1.43	1.48	2.05	2.45	4.39	1.11	1.57	1.39
					TG	TG	TG	TG	TG	TG	TG	TG	TG	TG	TG	TG	TG	TG	TG	TG	TG	TG
					0-1	0-2	0-3	1-2	1-3	2-3	2-4	2-5	3-4	3-5	4-6	2G	2+	3+	4+	5+	6+	7+
1103	VfB Lübeck	VfB Oldenburg	Vi	19:00	3.20	1.95	1.37	1.95	1.47	1.94	1.38	1.25	2.36	1.85	3.00	3.70	1.18	1.75	2.65	3.90	9.00	20.0
					PR	PR	PR	PR	±H	H 1	H X	H 2	W1	W2	Wp1	Wp2	> I	I=II	I<II	PsF 1	PsF X	PsF 2
					0-1	2-3	1+	2+														
1103	VfB Lübeck	VfB Oldenburg	Vi	19:00	1.42	2.70	1.20	2.40	-1.0	2.95	3.60	1.90	1.26	2.89	1.25	2.51	3.15	3.80	1.90	1.57	1.80	3.33
					1-1	1-X	1-2	X-1	X-X	X-2	2-1	2-X	2-2	GM	OM	GN	ON	GG	NG	GG3	GM-	OM-
																				+	PR1+	PR1+
1103	VfB Lübeck	VfB Oldenburg	Vi	19:00	2.70	16.0	27.0	4.60	5.70	9.00	19.0	16.0	6.00	1.12	1.55	4.50	2.15	1.70	2.00	2.00	1.73	2.85

Germania - Regionalliga Sud-Vest

Cod	Gazde	Oaspeti	Zi	Ora	1	X	2	1X	X2	12	PR1	PRX	PR2	PR	PR	PR	DR1	DRX	DR2	DR	DR	DR
														1X	X2	12				1X	X2	12
1106	SSV Ulm 1846	1. FC Saarbrü	Vi	20:30	3.45	3.75	1.85	1.80	1.25	1.20	4.20	2.20	2.35	1.41	1.11	1.48	3.90	2.65	2.15	1.58	1.19	1.39
					TG	TG	TG	TG	TG	TG	TG	TG	TG	TG	TG	TG	TG	TG	TG	TG	TG	TG
					0-1	0-2	0-3	1-2	1-3	2-3	2-4	2-5	3-4	3-5	4-6	2G	2+	3+	4+	5+	6+	7+
1106	SSV Ulm 1846	1. FC Saarbrü	Vi	20:30	3.20	1.95	1.37	1.95	1.47	1.94	1.38	1.25	2.36	1.85	3.00	3.70	1.18	1.75	2.65	3.90	9.00	20.0
					PR	PR	PR	PR	±H	H 1	H X	H 2	W1	W2	Wp1	Wp2	> I	I=II	I<II	PsF 1	PsF X	PsF 2
					0-1	2-3	1+	2+														
1106	SSV Ulm 1846	1. FC Saarbrü	Vi	20:30	1.42	2.70	1.20	2.40	1.0	1.80	3.65	3.20	2.53	1.36	2.29	1.28	3.15	3.80	1.90	2.84	1.84	1.55
					1-1	1-X	1-2	X-1	X-X	X-2	2-1	2-X	2-2	GM	OM	GN	ON	GG	NG	GG3	GM-	OM-
																				+	PR1+	PR1+
1106	SSV Ulm 1846	1. FC Saarbrü	Vi	20:30	5.70	15.5	19.0	7.50	5.60	4.80	26.0	15.5	3.10	1.40	1.18	2.50	3.80	1.60	2.20	2.00	2.65	1.75

Germania - Regionalliga Vest

Cod	Gazde	Oaspeti	Zi	Ora	1	X	2	1X	X2	12	PR1	PRX	PR2	PR	PR	PR	DR1	DRX	DR2	DR	DR	DR
														1X	X2	12				1X	X2	12
1107	TSV Alemannia	Borussia Mönc	Vi	20:30	2.40	3.20	2.70	1.35	1.45	1.25	2.85	2.20	3.25	1.20	1.27	1.48	2.70	2.35	3.05	1.25	1.32	1.43
					TG	TG	TG	TG	TG	TG	TG	TG	TG	TG	TG	TG	TG	TG	TG	TG	TG	TG
					0-1	0-2	0-3	1-2	1-3	2-3	2-4	2-5	3-4	3-5	4-6	2G	2+	3+	4+	5+	6+	7+
1107	TSV Alemannia	Borussia Mönc	Vi	20:30	4.30	2.10	1.43	2.35	1.52	2.15	1.43	1.24	2.30	1.70	2.80	4.30	1.13	1.65	2.45	3.70	7.20	16.0
					PR	PR	PR	PR	±H	H 1	H X	H 2	W1	W2	Wp1	Wp2	> I	I=II	I<II	PsF 1	PsF X	PsF 2
					0-1	2-3	1+	2+														
1107	TSV Alemannia	Borussia Mönc	Vi	20:30	1.50	2.45	1.17	2.25	-1.0	4.65	3.85	1.45	1.65	1.86	1.55	1.77	3.05	3.80	1.95	1.88	1.76	2.16
					1-1	1-X	1-2	X-1	X-X	X-2	2-1	2-X	2-2	GM	OM	GN	ON	GG	NG	GG3	GM-	OM-
																				+	PR1+	PR1+
1107	TSV Alemannia	Borussia Mönc	Vi	20:30	4.25	14.0	21.0	5.40	5.00	5.50	20.0	15.0	4.65	1.20	1.25	3.60	3.20	1.50	2.40	1.90	1.90	2.10

Germania Amatori - Hessenliga

Cod	Gazde	Oaspeti	Zi	Ora	1	X	2	1X	X2	12	PR1	PRX	PR2	PR	PR	PR	DR1	DRX	DR2	DR	DR	DR
														1X	X2	12				1X	X2	12
1109	SV Steinbach	TSV Lehnerz	Vi	19:30	3.33	4.50	1.70	1.91	1.23	1.12	-	-	-	-	-	-	-	-	-	-	-	-
1114	KSV Baunatal	OSC Vellmar	Vi	20:00	1.55	4.35	4.24	1.14	2.15	1.13	-	-	-	-	-	-	-	-	-	-	-	-
1117	SC Viktoria G	VfB Ginsheim	Vi	20:15	2.20	3.90	2.50	1.41	1.52	1.17	-	-	-	-	-	-	-	-	-	-	-	-
1118	Hessen Dreiei	FC Ederbergla	Vi	20:30	1.30	5.20	6.69	1.04	2.92	1.09	-	-	-	-	-	-	-	-	-	-	-	-
1119	SV Rot-Weiss	SG Rot-Weiss	Vi	21:00	2.57	4.50	2.00	1.64	1.38	1.12	-	-	-	-	-	-	-	-	-	-	-	-
					TG	TG	TG	TG	TG	TG	TG	TG	TG	TG	TG	TG	TG	TG	TG	TG	TG	TG
					0-1	0-2	0-3	1-2	1-3	2-3	2-4	2-5	3-4	3-5	4-6	2G	2+	3+	4+	5+	6+	7+
1109	SV Steinbach	TSV Lehnerz	Vi	19:30	10.0	3.50	2.25	3.00	2.60	2.50	1.48	1.15	2.05	1.25	1.85	4.40	1.02	1.25	1.50	2.00	2.50	4.00
1114	KSV Baunatal	OSC Vellmar	Vi	20:00	6.85	2.70	1.65	2.60	1.90	1.98	1.43	1.19	2.20	1.43	2.25	4.20	1.06	1.40	2.00	2.90	4.00	9.00
1117	SC Viktoria G	VfB Ginsheim	Vi	20:15	6.85	2.70	1.65	2.60	1.90	1.98	1.43	1.19	2.20	1.43	2.25	4.20	1.06	1.40	2.00	2.90	4.00	9.00
1118	Hessen Dreiei	FC Ederbergla	Vi	20:30	9.50	3.20	2.10	2.95	2.45	2.40	1.47	1.15	2.07	1.33	1.90	4.35	1.02	1.30	1.55	2.20	3.00	5.00
1119	SV Rot-Weiss	SG Rot-Weiss	Vi	21:00	9.50	3.20	2.10	2.95	2.45	2.40	1.47	1.15	2.07	1.33	1.90	4.35	1.02	1.30	1.55	2.20	3.00	5.00

Germania Amatori - Hessenliga

				PR	PR	PR	PR	±H	H 1	H X	H 2	W1	W2	Wp1	Wp2	>II	I=II	I<II	Psf 1	Psf X	Psf 2
				0-1	2-3	1+	2+														
1109	SV Steinbach	TSV Lehnerz	Vi	19:30	-	-	-	1.0	1.91	3.45	2.91	2.59	1.32	-	-	-	-	-	-	-	-
1114	KSV Baunatal	OSC Vellmar	Vi	20:00	-	-	-	-1.0	2.47	3.50	2.15	1.19	3.27	-	-	-	-	-	-	-	-
1117	SC Viktoria G	VfB Ginsheim	Vi	20:15	-	-	-	-1.0	4.25	3.60	1.52	1.64	1.86	-	-	-	-	-	-	-	-
1118	Hessen Dreieck	FC Ederbergla	Vi	20:30	-	-	-	-1.0	1.78	3.75	2.93	1.05	5.40	-	-	-	-	-	-	-	-
1119	SV Rot-Weiss	SG Rot-Weiss	Vi	21:00	-	-	-	1.0	1.64	3.55	3.80	2.00	1.56	-	-	-	-	-	-	-	-

Germania Amatori - Oberliga Rheinland-Pfalz/Saar

Cod	Gazde	Oaspeti	Zi	Ora	1	X	2	1X	X2	12	PR1	PRX	PR2	PR	PR	PR	DR1	DRX	DR2	DR	DR	DR
					0-1	0-2	0-3	1-2	1-3	2-3	2-4	2-5	3-4	3-5	4-6	2G	2+	3+	4+	5+	6+	7+
1122	SC Idar Obers	FC Homburg	Vi	20:30	5.83	4.00	1.45	2.37	1.06	1.16	-	-	-	-	-	-	-	-	-	-	-	-
1122	SC Idar Obers	FC Homburg	Vi	20:30	6.85	2.70	1.65	2.60	1.90	1.98	1.43	1.19	2.20	1.43	2.25	4.20	1.06	1.40	2.00	2.50	3.00	6.00
1122	SC Idar Obers	FC Homburg	Vi	20:30	-	-	-	-	1.0	2.37	3.65	2.11	4.37	1.09	-	-	-	-	-	-	-	-

Germania Amatori - Bremen-Liga

Cod	Gazde	Oaspeti	Zi	Ora	1	X	2	1X	X2	12	PR1	PRX	PR2	PR	PR	PR	DR1	DRX	DR2	DR	DR	DR
					0-1	0-2	0-3	1-2	1-3	2-3	2-4	2-5	3-4	3-5	4-6	2G	2+	3+	4+	5+	6+	7+
1123	Brinkumer SV	TSV Grolland	Vi	20:00	1.16	7.00	9.42	-	4.02	1.03	-	-	-	-	-	-	-	-	-	-	-	-
1123	Brinkumer SV	TSV Grolland	Vi	20:00	10.0	3.50	2.25	3.00	2.60	2.50	1.48	1.15	2.05	1.25	1.85	4.40	1.02	1.25	1.50	2.00	2.50	4.00
1123	Brinkumer SV	TSV Grolland	Vi	20:00	-	-	-	-	-1.0	-	-	-	-	8.07	-	-	-	-	-	-	-	-

Insulele Feroe - Premier League

Cod	Gazde	Oaspeti	Zi	Ora	1	X	2	1X	X2	12	PR1	PRX	PR2	PR	PR	PR	DR1	DRX	DR2	DR	DR	DR
					0-1	0-2	0-3	1-2	1-3	2-3	2-4	2-5	3-4	3-5	4-6	2G	2+	3+	4+	5+	6+	7+
3302	B36 Torshavn	07 Vestur	Vi	20:00	1.20	6.00	9.00	-	3.60	1.06	1.45	3.10	8.50	-	2.19	1.21	1.35	4.00	8.30	-	2.70	1.16
3302	B36 Torshavn	07 Vestur	Vi	20:00	10.0	3.50	2.25	3.00	2.60	2.50	1.48	1.15	2.05	1.25	1.85	4.40	1.02	1.25	1.50	2.00	2.50	4.00
3302	B36 Torshavn	07 Vestur	Vi	20:00	-	-	-	-	-1.0	1.55	3.90	3.60	-	7.50	-	5.76	2.85	3.40	2.05	1.15	2.70	5.75
3302	B36 Torshavn	07 Vestur	Vi	20:00	1.50	21.0	50.0	4.20	8.50	21.5	29.0	20.0	18.0	-	-	-	-	-	-	-	-	-

Iran - Pro League

Cod	Gazde	Oaspeti	Zi	Ora	Final							Prima repriză					A doua repriză					
					1	X	2	1X	X2	12	PR1	PRX	PR2	PR	PR	PR	DR1	DRX	DR2	DR	DR	DR
3303	Gostaresh F.	Pars Jonoubi	Vi	18:30	2.10	2.70	3.80	1.20	1.55	1.35	2.80	1.83	4.75	1.06	1.26	1.69	2.50	2.15	4.05	1.15	1.40	1.55
3304	Foolad Sepaha	Saipa K.	Vi	19:00	1.80	2.90	4.75	1.10	1.80	1.30	2.50	1.85	5.80	1.01	1.34	1.67	2.10	2.35	4.50	1.10	1.55	1.45
Total goluri																						
					TG	TG	TG	TG	TG	TG	TG	TG	TG	TG	TG	TG	TG	TG	TG	TG	TG	TG
					0-1	0-2	0-3	1-2	1-3	2-3	2-4	2-5	3-4	3-5	4-6	2G	2+	3+	4+	5+	6+	7+
3303	Gostaresh F.	Pars Jonoubi	Vi	18:30	2.30	1.40	1.15	1.55	1.30	2.00	1.65	1.50	3.15	2.95	5.75	3.00	1.40	2.70	5.35	12.5	18.0	52.0
3304	Foolad Sepaha	Saipa K.	Vi	19:00	2.30	1.40	1.15	1.55	1.30	2.00	1.65	1.50	3.15	2.95	5.75	3.00	1.40	2.70	5.35	12.5	18.0	52.0
					Total goluri prima repriză							Total goluri a doua repriză					Mai multe goluri			Pauză sau Final		
					PR	PR	PR	PR	PR	PR	DR	DR	DR	DR	DR	DR	>II	I=II	I<II	Psf 1	Psf X	Psf 2
					0-1	2-3	1+	2+	3+	4+	0-1	2-3	1+	2+	3+	4+						
3303	Gostaresh F.	Pars Jonoubi	Vi	18:30	1.20	4.30	1.65	4.10	11.8	35.0	1.35	3.10	1.40	2.85	8.00	26.0	3.30	3.15	1.95	1.81	1.44	3.43
3304	Foolad Sepaha	Saipa K.	Vi	19:00	1.20	4.30	1.65	4.10	11.8	35.0	1.35	3.10	1.40	2.85	8.00	26.0	3.25	3.15	2.00	1.64	1.46	4.17
Pauză - Final												Marchează										

Iran - Pro League

				Pauză - Final									Marchează										
				1-1	1-X	1-2	X-1	X-X	X-2	2-1	2-X	2-2	GM	OM	GN	ON	GG	NG	GG3	GM+	OM+		
3303	Gostaresh F.	Pars Jonoubi	Vi	18:30	3.55	13.0	31.0	5.50	4.50	6.00	27.0	14.0	5.50	1.30	1.65	2.90	2.00	2.25	1.55	3.10	2.25	2.90	
3304	Foolad Sepaha	Saipa K.	Vi	19:00	2.90	14.5	33.0	4.90	5.00	8.50	26.0	14.0	7.00	1.28	1.85	2.65	1.75	2.37	1.50	3.56	2.05	3.50	
				Scor corect (Final)									Scor corect (Prima repriză)										
				1:0	2:0	2:1	3:0	0:0	1:1	2:2	0:1	0:2	1:2	0:3	pr1:Cpr2:0	pr2:1pr0:0	pr0:1pr0:2	pr1:2					
3303	Gostaresh F.	Pars Jonoubi	Vi	18:30	6.00	8.50	8.25	20.0	4.47	6.00	17.0	9.00	16.0	13.0	50.0	3.67	11.0	31.0	2.15	5.25	26.0	41.0	
3304	Foolad Sepaha	Saipa K.	Vi	19:00	5.50	7.00	8.00	17.0	4.64	6.00	18.0	11.0	22.0	19.0	80.0	3.33	9.50	26.0	2.15	6.00	31.0	51.0	
				Winner (final)		Winner (pauză)		Handicap			Primul gol		Victorie dublă		Marchează în ambele reprize								
				W1	W2	Wp1	Wp2	±H	H 1	H X	H 2	PG 1	PG 2	VD 11	VD 22	1D	2D	1N	2N	1D 2D	1N 2N		
3303	Gostaresh F.	Pars Jonoubi	Vi	18:30	1.32	2.39	1.27	2.15	-1.0	4.10	3.45	1.55	-	-	7.00	19.0	3.75	6.33	1.18	1.05	19.8	1.16	
3304	Foolad Sepaha	Saipa K.	Vi	19:00	1.18	3.11	1.15	2.66	-1.0	3.25	3.40	1.90	-	-	5.25	26.1	3.33	8.50	1.23	1.01	23.6	1.16	
				Combinatii Winner																			
				1& 1-2	1& 3+	1& 1-3	1& 4+	1& 2-3	1/1& 3+	1&Pr 2+	1/1& Pr2+	1&G G	Pr2+ &Dr1+	Pr1+ &Dr2+	2& 1-2	2& 3+	2& 1-3	2& 4+	2& 2-3	2& 3+	2&Pr 2+		
3303	Gostaresh F.	Pars Jonoubi	Vi	18:30	2.76	4.80	2.31	9.52	3.56	7.86	7.30	11.6	4.70	5.13	4.20	4.99	8.60	4.19	17.2	6.44	12.2	13.2	
3304	Foolad Sepaha	Saipa K.	Vi	19:00	2.36	4.12	1.98	8.16	3.05	6.42	6.25	9.51	3.62	5.13	4.20	6.24	10.9	5.23	21.5	8.05	15.5	16.5	

Irlanda - Premier Division

Cod	Gazde	Oaspeti	Zi	Ora	Final					Prima repriză					A doua repriză									
					1	X	2	1X	X2	12	PR1	PRX	PR2	PR 1X	PR X2	PR 12	DR1	DRX	DR2	DR 1X	DR X2	DR 12		
3256	Bray	Finn Harps	Vi	21:45	1.85	3.55	3.78	1.22	1.83	1.24	2.35	2.15	4.30	1.11	1.44	1.55	2.15	2.50	3.80	1.18	1.51	1.40		
3257	Cork	Galway FC	Vi	21:45	1.25	5.50	9.51	1.02	3.48	1.10	1.60	2.70	8.00	-	2.06	1.35	1.40	3.20	8.09	-	2.44	1.19		
3258	Drogheda	St.Patricks	Vi	21:45	5.60	3.80	1.55	2.26	1.10	1.21	5.50	2.25	2.05	1.59	1.05	1.50	5.00	2.70	1.80	1.76	1.06	1.35		
3259	Shamrock	Bohemians D.	Vi	22:00	1.50	3.80	6.36	1.08	2.38	1.21	2.05	2.15	6.50	1.02	1.59	1.53	1.75	2.70	5.80	1.04	1.81	1.35		
					Total goluri																			
					TG 0-1	TG 0-2	TG 0-3	TG 1-2	TG 1-3	TG 2-3	TG 2-4	TG 2-5	TG 3-4	TG 3-5	TG 4-6	TG 2G	TG 2+	TG 3+	TG 4+	TG 5+	TG 6+	TG 7+		
3256	Bray	Finn Harps	Vi	21:45	3.60	1.90	1.32	2.15	1.48	2.10	1.46	1.28	2.35	2.00	3.50	3.70	1.16	1.80	3.10	5.75	10.0	30.0		
3257	Cork	Galway FC	Vi	21:45	6.00	2.55	1.70	3.10	1.95	2.40	1.52	1.30	2.10	1.70	2.35	4.20	1.07	1.45	2.00	3.20	5.50	12.0		
3258	Drogheda	St.Patricks	Vi	21:45	3.80	1.95	1.35	2.25	1.48	2.15	1.45	1.28	2.30	1.90	3.40	3.80	1.16	1.75	3.00	5.80	8.50	25.0		
3259	Shamrock	Bohemians D.	Vi	22:00	3.20	1.75	1.25	2.00	1.42	2.07	1.50	1.35	2.50	2.10	3.85	3.50	1.23	1.95	3.50	7.00	11.0	38.0		
					Total goluri prima repriză					Total goluri a doua repriză					Mai multe goluri			Pauză sau Final						
					PR 0-1	PR 2-3	PR 1+	PR 2+	PR 3+	PR 4+	DR 0-1	DR 2-3	DR 1+	DR 2+	DR 3+	DR 4+	>	=	<	PsF 1	PsF X	PsF 2		
3256	Bray	Finn Harps	Vi	21:45	1.44	2.90	1.36	2.55	7.00	13.0	1.65	2.35	1.16	2.05	4.35	9.00	2.95	3.35	2.00	1.55	1.85	3.00		
3257	Cork	Galway FC	Vi	21:45	1.70	2.25	1.14	2.00	4.20	6.50	2.10	2.05	1.09	1.60	3.00	4.50	2.85	3.40	2.05	1.18	2.45	6.00		
3258	Drogheda	St.Patricks	Vi	21:45	1.45	2.80	1.32	2.60	7.10	12.0	1.70	2.30	1.16	2.00	4.25	8.00	2.95	3.35	2.00	3.80	1.95	1.40		
3259	Shamrock	Bohemians D.	Vi	22:00	1.35	3.10	1.41	2.90	7.50	14.0	1.58	2.50	1.20	2.15	4.75	13.0	2.95	3.35	2.00	1.40	1.90	4.50		
					Pauză - Final									Marchează										
					1-1	1-X	1-2	X-1	X-X	X-2	2-1	2-X	2-2	GM	OM	GN	ON	GG	NG	GG3	GM+	OM+		
3256	Bray	Finn Harps	Vi	21:45	3.12	16.5	33.0	4.80	5.50	7.50	26.0	16.5	6.50	1.18	1.40	3.80	2.50	1.70	2.00	2.05	1.75	2.65		
3257	Cork	Galway FC	Vi	21:45	1.72	19.0	50.0	4.20	8.00	19.5	29.0	19.0	18.0	1.05	1.70	6.00	1.90	1.85	1.85	2.05	1.30	3.00		
3258	Drogheda	St.Patricks	Vi	21:45	11.0	17.0	25.0	13.0	5.75	4.40	40.0	17.0	2.32	1.55	1.12	2.15	4.50	1.80	1.90	2.05	2.90	1.60		
3259	Shamrock	Bohemians D.	Vi	22:00	2.12	17.0	40.0	4.40	5.75	15.0	27.0	17.5	13.0	1.12	1.75	4.50	1.85	2.10	1.65	2.40	1.66	3.25		
					Scor corect (Final)									Scor corect (Prima repriză)										
					1:0	2:0	2:1	3:0	0:0	1:1	2:2	0:1	0:2	1:2	0:3	pr1:Cpr2:0	pr2:1pr0:0	pr0:1pr0:2	pr1:2					
3256	Bray	Finn Harps	Vi	21:45	6.00	7.00	8.00	17.0	9.31	6.50	17.0	10.0	20.0	15.0	50.0	3.67	8.50	15.0	2.85	5.50	17.0	26.0		
3257	Cork	Galway FC	Vi	21:45	7.00	6.00	9.00	8.50	10.4	11.0	35.0	17.0	50.0	35.0	100	3.15	5.00	13.0	3.75	9.50	51.0	41.0		
3258	Drogheda	St.Patricks	Vi	21:45	13.0	30.0	23.0	100	8.00	7.00	19.0	6.50	6.50	7.50	12.0	6.50	31.0	31.0	2.90	3.25	7.00	15.0		
3259	Shamrock	Bohemians D.	Vi	22:00	6.50	6.50	8.00	11.0	8.85	7.00	21.0	13.0	35.0	25.0	100	3.15	7.00	17.0	2.65	7.00	31.0	41.0		
					Winner (final)		Winner (pauză)		Handicap			Primul gol		Victorie dublă		Marchează în ambele reprize								

Irlanda - Premier Division

				Winner (final)		Winner (pauză)		Handicap			Primul gol		Victorie dublă		Marchează în ambele reprize							
				W1	W2	Wp1	Wp2	±H	H 1	H X	H 2	PG 1	PG 2	VD 11	VD 22	1D	2D	1N	2N	1D 2D	1N 2N	
				1& 1-2	1& 3+	1& 1-3	1& 4+	1& 2-3	1/1& 3+	1&Pr 2+	1/1& Pr2+	1&G G	Pr2+ &Dr1+	Pr1+ &Dr2+	2& 1-2	2& 3+	2& 1-3	2& 4+	2& 2-3	2/2& 3+	2&Pr 2+	
3256	Bray	Finn Harps	Vi	21:45	1.33	2.72	1.27	2.32	-1.0	3.34	3.50	1.83	-	-	5.05	17.8	2.55	4.33	1.39	1.14	9.20	1.48
3257	Cork	Galway FC	Vi	21:45	1.02	7.78	1.02	5.09	-1.0	1.65	3.80	3.48	-	-	2.24	64.7	1.60	7.00	2.06	1.03	9.33	1.98
3258	Drogheda	St.Patricks	Vi	21:45	4.13	1.14	3.06	1.14	1.0	2.26	3.50	2.47	-	-	30.0	3.69	6.00	2.20	1.06	1.52	11.0	1.51
3259	Shamrock	Bohemians D.	Vi	22:00	1.11	4.69	1.10	3.48	-1.0	2.35	3.50	2.35	-	-	3.59	38.7	2.30	7.50	1.48	1.02	14.4	1.41
Combinatii Winner																						
3256	Bray	Finn Harps	Vi	21:45	3.37	2.82	2.32	4.86	3.29	4.60	4.15	6.61	3.10	2.74	2.49	6.89	5.77	4.74	9.93	6.73	9.59	8.49
3257	Cork	Galway FC	Vi	21:45	3.35	1.51	2.07	2.12	2.55	1.95	2.12	2.75	2.20	1.95	1.63	25.0	11.3	15.7	16.1	19.3	20.7	16.1
3258	Drogheda	St.Patricks	Vi	21:45	10.7	8.31	7.02	14.2	10.2	15.8	12.3	22.9	9.50	2.69	2.36	2.96	2.30	1.94	3.94	2.82	3.33	3.42
3259	Shamrock	Bohemians D.	Vi	22:00	2.54	2.48	1.81	4.45	2.63	3.39	3.69	4.92	2.80	3.11	2.71	10.8	10.5	7.65	18.9	11.2	20.8	15.6

Irlanda - First Division

Cod	Gazde	Oaspeti	Zi	Ora	Final					Prima repriză					A doua repriză							
					1	X	2	1X	X2	12	PR1	PRX	PR2	PR	PR	PR	DR1	DRX	DR2	DR	DR	DR
					0-1	0-2	0-3	1-2	1-3	2-3	2-4	2-5	TG 3-4	TG 3-5	TG 4-6	TG 2G	TG 2+	TG 3+	TG 4+	TG 5+	TG 6+	TG 7+
3262	University Co	Cabinteely FC	Vi	21:45	1.70	3.50	4.45	1.14	1.96	1.23	2.20	2.20	4.80	1.07	1.48	1.48	1.95	2.65	4.50	1.12	1.63	1.36
3263	Waterford	Athlone	Vi	21:45	1.15	7.00	12.0	-	4.36	1.05	1.47	2.90	12.0	-	2.27	1.26	1.35	3.65	10.6	-	2.82	1.19
3264	Wexford	Cobh	Vi	22:00	3.71	3.30	1.90	1.75	1.21	1.26	4.50	2.15	2.45	1.38	1.09	1.55	4.10	2.50	2.20	1.49	1.13	1.40
Total goluri																						
3262	University Co	Cabinteely FC	Vi	21:45	3.80	1.95	1.35	2.25	1.48	2.15	1.45	1.28	2.30	1.90	3.40	3.80	1.16	1.75	3.00	5.80	8.50	25.0
3263	Waterford	Athlone	Vi	21:45	6.00	3.00	1.70	3.10	1.95	2.40	1.52	1.30	2.10	1.70	2.35	4.20	1.07	1.35	1.90	2.80	4.75	8.00
3264	Wexford	Cobh	Vi	22:00	3.20	1.75	1.25	2.00	1.42	2.07	1.50	1.35	2.50	2.10	3.85	3.50	1.23	1.95	3.50	7.00	11.0	30.0
					Total goluri prima repriză					Total goluri a doua repriză					Mai multe goluri			Pauză sau Final				
					PR 0-1	PR 2-3	PR 1+	PR 2+	PR 3+	PR 4+	DR 0-1	DR 2-3	DR 1+	DR 2+	DR 3+	DR 4+	>II	I=II	I<II	PsF 1	PsF X	PsF 2
3262	University Co	Cabinteely FC	Vi	21:45	1.45	2.80	1.32	2.55	6.50	12.0	1.70	2.30	1.16	2.00	4.25	8.00	2.95	3.35	2.00	1.51	1.95	3.50
3263	Waterford	Athlone	Vi	21:45	1.80	2.25	1.14	1.90	4.00	5.50	2.20	2.05	1.09	1.55	2.80	4.10	2.85	3.40	2.05	1.12	2.70	7.00
3264	Wexford	Cobh	Vi	22:00	1.35	3.10	1.41	2.90	7.20	16.0	1.58	2.50	1.20	2.15	4.75	13.0	2.95	3.35	2.00	3.08	1.80	1.60
					Pauză - Final					Marchează												
					1-1	1-X	1-2	X-1	X-X	X-2	2-1	2-X	2-2	GM	OM	GN	ON	GG	NG	GG3 +	GM- PR1+	OM- PR1+
3262	University Co	Cabinteely FC	Vi	21:45	2.62	17.0	34.0	4.50	5.50	10.0	25.0	17.0	8.50	1.10	1.50	5.00	2.25	1.70	2.00	2.05	1.68	2.90
3263	Waterford	Athlone	Vi	21:45	1.55	23.0	55.0	4.10	9.00	23.0	30.0	21.0	26.0	1.03	1.80	6.00	1.80	2.00	1.70	2.15	1.26	3.67
3264	Wexford	Cobh	Vi	22:00	6.00	16.5	26.0	7.00	5.25	5.00	33.0	16.5	3.22	1.40	1.22	2.50	3.40	1.80	1.90	2.20	2.80	1.88
					Scor corect (Final)					Scor corect (Prima repriză)												
					1:0	2:0	2:1	3:0	0:0	1:1	2:2	0:1	0:2	1:2	0:3	pr1:0	pr2:0	pr2:1	pr0:0	pr0:1	pr0:2	pr1:2
3262	University Co	Cabinteely FC	Vi	21:45	6.00	7.00	7.50	14.0	8.80	6.50	17.0	11.0	23.0	17.0	65.0	3.50	7.50	15.0	2.90	6.00	21.0	26.0
3263	Waterford	Athlone	Vi	21:45	7.50	6.50	9.00	7.50	9.48	15.0	50.0	23.0	80.0	50.0	100	3.00	4.33	15.0	3.75	13.0	71.0	71.0
3264	Wexford	Cobh	Vi	22:00	9.50	19.0	15.0	50.0	9.24	6.50	17.0	6.00	7.00	8.00	18.0	5.25	17.0	26.0	2.65	3.60	9.00	17.0
					Winner (final)	Winner (pauză)	Handicap			Primul gol		Victorie dublă		Marchează în ambele reprize								
					W1	W2	Wp1	Wp2	±H	H 1	H X	H 2	PG 1	PG 2	VD 11	VD 22	1D	2D	1N	2N	1D 2D	1N 2N
3262	University Co	Cabinteely FC	Vi	21:45	1.21	3.18	1.20	2.62	-1.0	2.91	3.45	1.96	-	-	4.29	21.9	2.35	5.50	1.46	1.08	10.8	1.47
3263	Waterford	Athlone	Vi	21:45	-	10.3	-	7.86	-1.0	1.45	4.00	4.35	-	-	1.95	100	1.54	11.0	2.17	1.01	14.1	2.26
3264	Wexford	Cobh	Vi	22:00	2.59	1.32	2.34	1.27	1.0	1.75	3.50	3.50	-	-	18.5	5.39	4.75	2.85	1.11	1.32	11.3	1.37
Combinatii Winner																						
3262	University Co	Cabinteely FC	Vi	21:45	3.24	2.52	2.13	4.32	3.10	3.76	3.75	5.45	2.75	2.69	2.36	8.49	6.60	5.58	11.3	8.11	12.2	9.81
3263	Waterford	Athlone	Vi	21:45	3.25	1.46	1.90	1.95	2.55	1.69	1.85	2.08	2.20	1.95	1.63	31.5	14.2	19.8	20.3	24.4	29.8	20.3
3264	Wexford	Cobh	Vi	22:00	6.29	6.13	4.46	11.0	6.51	9.59	9.12	13.9	6.80	3.11	2.71	3.22	3.14	2.29	5.64	3.33	5.15	4.67

Islanda - 1 Deild

Cod	Gazde	Oaspeti	Zi	Ora	Final					Prima repriză					A doua repriză									
					1	X	2	1X	X2	12	PR1	PRX	PR2	PR	PR	PR	DR1	DRX	DR2	DR	DR	DR		
3254	IR Reykjavik	Haukar H.	Vi	22:15	2.83	3.55	2.10	1.58	1.32	1.21	3.45	2.40	2.55	1.32	1.16	1.45	3.10	2.70	2.40	1.41	1.18	1.35		
					Total goluri																			
					TG	TG	TG	TG	TG	TG	TG	TG	TG	TG	TG	TG	TG	TG	TG	TG	TG	TG	TG	
					0-1	0-2	0-3	1-2	1-3	2-3	2-4	2-5	3-4	3-5	4-6	2G	2+	3+	4+	5+	6+	7+		
3254	IR Reykjavik	Haukar H.	Vi	22:15	5.20	2.40	1.58	2.75	1.70	2.30	1.50	1.27	2.15	1.75	2.60	4.10	1.10	1.50	2.25	3.75	6.50	13.0		
					Total goluri prima repriză					Total goluri a doua repriză					Mai multe goluri			Pauză sau Final						
					PR	PR	PR	PR	PR	PR	DR	DR	DR	DR	DR	DR	I>II	I=II	I<II	PsF 1	PsF X	PsF 2		
					0-1	2-3	1+	2+	3+	4+	0-1	2-3	1+	2+	3+	4+								
3254	IR Reykjavik	Haukar H.	Vi	22:15	1.60	2.40	1.18	2.20	5.00	8.50	1.95	2.10	1.11	1.73	3.25	5.50	3.15	3.20	1.95	2.15	2.25	1.70		
					Pauză - Final					Marchează														
					1-1	1-X	1-2	X-1	X-X	X-2	2-1	2-X	2-2	GM	OM	GN	ON	GG	NG	GG3	GM-	OM-		
																				+	PR1+	PR1+		
3254	IR Reykjavik	Haukar H.	Vi	22:15	5.50	16.0	28.0	6.00	4.80	5.30	31.0	16.0	3.55	1.22	1.12	3.40	4.50	1.45	2.55	1.70	1.95	1.73		
					Scor corect (Final)										Scor corect (Prima repriză)									
					1:0	2:0	2:1	3:0	0:0	1:1	2:2	0:1	0:2	1:2	0:3	pr1:0	pr2:0	pr2:1	pr0:0	pr0:1	pr0:2	pr1:2		
3254	IR Reykjavik	Haukar H.	Vi	22:15	9.50	15.0	13.0	50.0	11.0	6.00	17.0	6.50	8.00	8.50	19.0	5.00	13.0	15.0	3.40	4.33	9.50	13.0		
					Winner (final)		Winner (pauză)		Handicap			Primul gol		Victorie dublă		Marchează în ambele reprize								
					W1	W2	Wp1	Wp2	±H	H 1	H X	H 2	PG 1	PG 2	VD	VD	1D	2D	1N	2N	1D	1N		
															11	22					2D	2N		
3254	IR Reykjavik	Haukar H.	Vi	22:15	2.03	1.51	1.97	1.46	1.0	1.58	3.55	3.95	-	-	12.3	6.12	3.00	2.40	1.29	1.44	6.00	1.74		
					Combinatii Winner																			
					1&	1&	1&	1&	1&	1/1&	1&Pr	1/1&	1&G	Pr2+	Pr1+	2&	2&	2&	2&	2&	2/2&	2&Pr		
					1-2	3+	1-3	4+	2-3	3+	2+	Pr2+	G	&Dr1	&Dr2	1-2	3+	1-3	4+	2-3	3+	2+		
														+	+									
3254	IR Reykjavik	Haukar H.	Vi	22:15	6.60	3.60	4.08	5.40	5.52	6.76	5.28	9.68	4.00	2.18	1.82	4.89	2.67	3.03	4.00	4.09	4.36	3.92		

Islanda - 2 deild

Cod	Gazde	Oaspeti	Zi	Ora	1	X	2	1X	X2	12	PR1	PRX	PR2	PR	PR	PR	DR1	DRX	DR2	DR	DR	DR	
1125	IF Volsungur	Hottur	Vi	22:15	2.00	4.00	2.75	1.35	1.65	1.15	2.40	2.45	3.45	1.16	1.37	1.35	2.30	2.75	3.20	1.25	1.48	1.34	
1126	UMF Njardvik	UMF Tindastol	Vi	22:15	1.30	5.00	7.05	1.03	2.92	1.10	1.65	2.85	6.50	-	1.89	1.25	1.50	3.50	6.30	1.05	2.25	1.21	
					TG	TG	TG	TG	TG	TG	TG	TG	TG	TG	TG	TG	TG	TG	TG	TG	TG	TG	TG
					0-1	0-2	0-3	1-2	1-3	2-3	2-4	2-5	3-4	3-5	4-6	2G	2+	3+	4+	5+	6+	7+	
1125	IF Volsungur	Hottur	Vi	22:15	6.00	2.70	1.70	3.10	1.95	2.40	1.52	1.30	2.10	1.70	2.35	4.20	1.07	1.40	2.00	3.20	5.50	12.0	
1126	UMF Njardvik	UMF Tindastol	Vi	22:15	7.00	3.20	1.95	3.65	2.20	2.55	1.60	1.32	2.05	1.65	2.30	4.50	1.04	1.30	1.75	2.50	4.50	9.00	
					PR	PR	PR	PR	±H	H 1	H X	H 2	W1	W2	Wp1	Wp2	I>II	I=II	I<II	PsF 1	PsF X	PsF 2	
					0-1	2-3	1+	2+															
1125	IF Volsungur	Hottur	Vi	22:15	-	-	-	-	-1.0	3.80	3.55	1.65	1.50	2.06	1.42	2.04	3.15	3.20	1.95	1.60	2.18	2.09	
1126	UMF Njardvik	UMF Tindastol	Vi	22:15	-	-	-	-	-1.0	1.78	3.75	2.93	1.04	5.64	1.07	4.22	2.85	3.40	2.05	1.21	2.39	4.37	
					1-1	1-X	1-2	X-1	X-X	X-2	2-1	2-X	2-2	GM	OM	GN	ON	GG	NG	GG3	GM-	OM-	
																				+	PR1+	PR1+	
1125	IF Volsungur	Hottur	Vi	22:15	3.45	16.0	32.0	5.00	5.00	6.50	28.0	16.5	5.70	-	-	-	-	-	-	-	-	-	
1126	UMF Njardvik	UMF Tindastol	Vi	22:15	1.82	19.0	50.0	4.30	7.50	19.0	28.0	19.0	15.0	-	-	-	-	-	-	-	-	-	

Islanda - 3 Deild

Cod	Gazde	Oaspeti	Zi	Ora	1	X	2	1X	X2	12	PR1	PRX	PR2	PR	PR	PR	DR1	DRX	DR2	DR	DR	DR	
1879	Throttur Vogu	Kari	Vi	23:00	2.90	4.20	1.90	1.70	1.30	1.15	-	-	-	-	-	-	-	-	-	-	-	-	
					TG	TG	TG	TG	TG	TG	TG	TG	TG	TG	TG	TG	TG	TG	TG	TG	TG	TG	TG
					0-1	0-2	0-3	1-2	1-3	2-3	2-4	2-5	3-4	3-5	4-6	2G	2+	3+	4+	5+	6+	7+	
1879	Throttur Vogu	Kari	Vi	23:00	6.85	2.70	1.65	2.60	1.90	1.98	1.43	1.19	2.20	1.43	2.25	4.20	1.06	1.40	2.00	2.90	4.00	9.00	
					PR	PR	PR	PR	±H	H 1	H X	H 2	W1	W2	Wp1	Wp2	I>II	I=II	I<II	PsF 1	PsF X	PsF 2	
					0-1	2-3	1+	2+															
1879	Throttur Vogu	Kari	Vi	23:00	-	-	-	-	1.0	1.70	3.50	3.50	2.21	1.45	-	-	-	-	-	-	-	-	

Lituania - A Lyga

Cod	Gazde	Oaspeti	Zi	Ora	Final							Prima repriză							A doua repriză						
					1	X	2	1X	X2	12	PR1	PRX	PR2	PR	PR	PR	DR1	DRX	DR2	DR	DR	DR			
					1	X	2	1X	X2	12	PR1	PRX	PR2	PR	PR	PR	DR1	DRX	DR2	DR	DR	DR			
3310	FC Stumbras	Lietava Jonav	Vi	18:00	2.15	3.05	3.25	1.25	1.60	1.30	2.75	2.00	4.00	1.12	1.30	1.59	2.45	2.35	3.44	1.19	1.39	1.43			
Total goluri																									
					TG	TG	TG	TG	TG	TG	TG	TG	TG	TG	TG	TG	TG	TG	TG	TG	TG	TG			
					0-1	0-2	0-3	1-2	1-3	2-3	2-4	2-5	3-4	3-5	4-6	2G	2+	3+	4+	5+	6+	7+			
3310	FC Stumbras	Lietava Jonav	Vi	18:00	3.00	1.65	1.19	1.90	1.38	2.05	1.54	1.35	2.65	2.25	4.20	3.30	1.24	2.10	3.95	8.20	13.0	42.0			
Total goluri prima repriză											Total goluri a doua repriză					Mai multe goluri			Pauză sau Final						
					PR	PR	PR	PR	PR	DR	DR	DR	DR	DR	DR	I>II	I=II	I<II	PsF 1	PsF X	PsF 2				
					0-1	2-3	1+	2+	3+	4+	0-1	2-3	1+	2+	3+	4+									
3310	FC Stumbras	Lietava Jonav	Vi	18:00	1.32	3.30	1.45	3.15	8.65	20.0	1.53	2.60	1.22	2.30	5.50	17.0	3.15	3.20	1.95	1.80	1.65	2.45			
Pauză - Final											Marchează														
					1-1	1-X	1-2	X-1	X-X	X-2	2-1	2-X	2-2	GM	OM	GN	ON	GG	NG	GG3	GM-	OM-			
																				+	PR1+	PR1+			
3310	FC Stumbras	Lietava Jonav	Vi	18:00	3.60	15.5	30.0	5.30	4.80	6.00	24.0	16.0	6.50	1.25	1.42	3.25	2.50	1.85	1.85	2.35	2.05	2.45			
Scor corect (Final)											Scor corect (Prima repriză)														
					1:0	2:0	2:1	3:0	0:0	1:1	2:2	0:1	0:2	1:2	0:3	pr1:Cpr	pr2:0	pr2:1	pr0:0	pr0:1	pr0:2	pr1:2			
3310	FC Stumbras	Lietava Jonav	Vi	18:00	6.50	8.50	8.50	19.0	6.21	6.00	17.0	9.00	15.0	13.0	50.0	3.80	10.0	21.0	2.50	4.75	17.0	26.0			
					Winner (final)		Winner (pauză)		Handicap			Primul gol		Victorie dublă		Marchează în ambele reprize									
					W1	W2	Wp1	Wp2	±H	H 1	H X	H 2	PG 1	PG 2	VD	VD	1D	2D	1N	2N	1D	1N			
															11	22					2D	2N			
3310	FC Stumbras	Lietava Jonav	Vi	18:00	1.45	2.18	1.38	2.00	-1.0	4.15	3.55	1.60	-	-	6.74	13.8	3.15	4.80	1.26	1.11	12.6	1.31			
Combinatii Winner																									
					1&	1&	1&	1&	1&	1/1&	1&Pr	1/1&	1&G	Pr2+	Pr1+	2&	2&	2&	2&	2&	2/2&	2&Pr			
					1-2	3+	1-3	4+	2-3	3+	2+	Pr2+	G	&Dr1	&Dr2	1-2	3+	1-3	4+	2-3	3+	2+			
														+	+										
3310	FC Stumbras	Lietava Jonav	Vi	18:00	3.46	3.83	2.51	7.20	3.74	6.20	5.74	8.30	4.15	3.43	2.98	5.23	5.78	3.80	10.9	5.65	11.2	8.68			

Norvegia - 3rd Division, Grupa 3

Cod	Gazde	Oaspeti	Zi	Ora	1	X	2	1X	X2	12	PR1	PRX	PR2	PR	PR	PR	DR1	DRX	DR2	DR	DR	DR
					1	X	2	1X	X2	12	PR1	PRX	PR2	PR	PR	PR	DR1	DRX	DR2	DR	DR	DR
1143	Viking FK II	Bryne 2	Vi	17:00	1.35	5.25	5.56	1.07	2.70	1.09	-	-	-	-	-	-	-	-	-	-	-	-
Total goluri																						
					TG	TG	TG	TG	TG	TG	TG	TG	TG	TG	TG	TG	TG	TG	TG	TG	TG	TG
					0-1	0-2	0-3	1-2	1-3	2-3	2-4	2-5	3-4	3-5	4-6	2G	2+	3+	4+	5+	6+	7+
1143	Viking FK II	Bryne 2	Vi	17:00	10.0	3.50	2.25	3.00	2.60	2.50	1.48	1.15	2.05	1.25	1.85	4.40	1.02	1.25	1.50	2.00	2.50	4.00
					PR	PR	PR	PR	±H	H 1	H X	H 2	W1	W2	Wp1	Wp2	I>II	I=II	I<II	PsF 1	PsF X	PsF 2
					0-1	2-3	1+	2+														
1143	Viking FK II	Bryne 2	Vi	17:00	-	-	-	-	-1.0	1.87	3.80	2.70	1.09	4.50	-	-	-	-	-	-	-	-

Norvegia - 3rd Division, Grupa 5

Cod	Gazde	Oaspeti	Zi	Ora	1	X	2	1X	X2	12	PR1	PRX	PR2	PR	PR	PR	DR1	DRX	DR2	DR	DR	DR
					1	X	2	1X	X2	12	PR1	PRX	PR2	PR	PR	PR	DR1	DRX	DR2	DR	DR	DR
1144	Rosenborg 2	Junkeren	Vi	16:00	1.80	4.50	3.00	1.29	1.80	1.12	-	-	-	-	-	-	-	-	-	-	-	-
Total goluri																						
					TG	TG	TG	TG	TG	TG	TG	TG	TG	TG	TG	TG	TG	TG	TG	TG	TG	TG
					0-1	0-2	0-3	1-2	1-3	2-3	2-4	2-5	3-4	3-5	4-6	2G	2+	3+	4+	5+	6+	7+
1144	Rosenborg 2	Junkeren	Vi	16:00	10.0	3.50	2.25	3.00	2.60	2.50	1.48	1.15	2.05	1.25	1.85	4.40	1.02	1.25	1.50	2.00	2.50	4.00
					PR	PR	PR	PR	±H	H 1	H X	H 2	W1	W2	Wp1	Wp2	I>II	I=II	I<II	PsF 1	PsF X	PsF 2
					0-1	2-3	1+	2+														
1144	Rosenborg 2	Junkeren	Vi	16:00	-	-	-	-	-1.0	3.05	3.65	1.80	1.40	2.33	-	-	-	-	-	-	-	-

Polonia - Ekstraklasa

Cod	Gazde	Oaspeti	Zi	Ora	Final							Prima repriză							A doua repriză						
					1	X	2	1X	X2	12	PR1	PRX	PR2	PR	PR	PR	DR1	DRX	DR2	DR	DR	DR			
3886	Termalica B.-	Zaglebie L.	Vi	19:00	2.71	3.20	2.60	1.47	1.40	1.30	3.45	1.98	3.15	1.25	1.20	1.65	3.10	2.35	2.80	1.30	1.24	1.45			
3887	Slask W.	Lechia G.	Vi	21:30	2.90	3.20	2.35	1.55	1.35	1.30	3.45	2.10	2.85	1.30	1.20	1.57	3.20	2.40	2.65	1.35	1.25	1.40			
Total goluri																									

Polonia - Ekstraklasa

			Total goluri																			
			TG 0-1	TG 0-2	TG 0-3	TG 1-2	TG 1-3	TG 2-3	TG 2-4	TG 2-5	TG 3-4	TG 3-5	TG 4-6	TG 2G	TG 2+	TG 3+	TG 4+	TG 5+	TG 6+	TG 7+		
3886	Termalica B.-	Zaglebie L.	Vi	19:00	3.20	1.75	1.25	2.00	1.42	2.07	1.50	1.35	2.50	2.10	3.85	3.50	1.23	1.95	3.50	7.00	11.0	38.0
3887	Slask W.	Lechia G.	Vi	21:30	3.30	1.80	1.25	2.05	1.45	2.05	1.50	1.30	2.45	2.05	3.70	3.55	1.20	1.90	3.40	6.70	12.0	36.0
			Total goluri prima repriză							Total goluri a doua repriză							Mai multe goluri			Pauză sau Final		
			PR 0-1	PR 2-3	PR 1+	PR 2+	PR 3+	PR 4+	DR 0-1	DR 2-3	DR 1+	DR 2+	DR 3+	DR 4+	I>II	I=II	I<II	PsF 1	PsF X	PsF 2		
3886	Termalica B.-	Zaglebie L.	Vi	19:00	1.32	3.30	1.45	3.15	8.65	20.0	1.53	2.60	1.22	2.30	5.50	17.0	3.15	3.20	1.95	2.25	1.65	2.15
3887	Slask W.	Lechia G.	Vi	21:30	1.40	3.05	1.40	2.80	7.50	15.0	1.60	2.45	1.20	2.10	4.75	11.0	3.15	3.20	1.95	2.36	1.73	1.89
			Pauză - Final							Marchează												
			1-1	1-X	1-2	X-1	X-X	X-2	2-1	2-X	2-2	GM	OM	GN	ON	GG	NG	GG3	GM-PR1+	OM-PR1+		
3886	Termalica B.-	Zaglebie L.	Vi	19:00	4.55	15.0	28.0	5.75	4.65	5.60	28.0	15.0	4.35	1.35	1.32	2.70	2.80	1.85	1.85	2.20	2.45	2.30
3887	Slask W.	Lechia G.	Vi	21:30	4.75	16.0	28.0	5.90	4.75	5.40	28.0	15.0	4.05	1.30	1.25	2.90	3.20	1.70	2.00	2.20	2.45	2.20
			Scor corect (Final)							Scor corect (Prima repriză)												
			1:0	2:0	2:1	3:0	0:0	1:1	2:2	0:1	0:2	1:2	0:3	pr1:Cpr2:0	pr2:1pr0:0	pr0:1pr0:2	pr1:2					
3886	Termalica B.-	Zaglebie L.	Vi	19:00	8.50	12.0	10.0	35.0	6.23	6.00	17.0	7.00	10.0	9.00	25.0	4.33	13.0	21.0	2.50	4.33	13.0	21.0
3887	Slask W.	Lechia G.	Vi	21:30	8.50	13.0	11.0	35.0	9.59	6.00	17.0	7.00	9.50	8.50	23.0	4.50	13.0	21.0	2.75	4.00	11.0	17.0
			Winner (final)		Winner (pauză)		Handicap			Primul gol		Victorie dublă		Marchează în ambele reprize								
			W1	W2	Wp1	Wp2	±H	H 1	H X	H 2	PG 1	PG 2	VD 11	VD 22	1D	2D	1N	2N	1D 2D	1N 2N		
3886	Termalica B.-	Zaglebie L.	Vi	19:00	1.86	1.79	1.71	1.56	1.0	1.47	3.80	5.12	1.85	1.75	10.7	8.82	3.67	3.70	1.19	1.19	11.3	1.32
3887	Slask W.	Lechia G.	Vi	21:30	1.99	1.62	1.81	1.49	1.0	1.55	3.70	4.70	1.85	1.75	11.0	7.55	4.00	3.45	1.16	1.22	11.5	1.32
			Combinatii Winner																			
			1& 1-2	1& 3+	1& 1-3	1& 4+	1& 2-3	1/1& 3+	1&Pr 2+	1/1& Pr2+	1&G	Pr2+ &Dr1+	Pr1+ &Dr2+	2& 1-2	2& 3+	2& 1-3	2& 4+	2& 2-3	2& 3+	2&Pr 2+		
3886	Termalica B.-	Zaglebie L.	Vi	19:00	4.36	4.82	3.17	9.07	4.71	7.83	7.23	11.5	5.20	3.43	2.98	4.19	4.63	3.04	8.70	4.52	7.49	6.94
3887	Slask W.	Lechia G.	Vi	21:30	5.04	4.65	3.56	8.36	5.04	7.40	6.88	10.6	4.90	3.00	2.63	4.08	3.85	2.89	6.77	4.08	6.31	5.58

Polonia - I Liga

				Final					Prima repriză					A doua repriză									
Cod	Gazde	Oaspeti	Zi Ora	1	X	2	1X	X2	12	PR1	PRX	PR2	PR 1X	PR 1X2	PR 12	DR1	DRX	DR2	DR 1X	DR 1X2	DR 12		
3899	Stal Mielec	Ruch Chorzow	Vi	21:45	1.65	3.45	4.95	1.11	2.03	1.24	2.20	2.15	5.40	1.04	1.48	1.53	1.90	2.55	4.87	1.08	1.67	1.36	
				Total goluri																			
				TG 0-1	TG 0-2	TG 0-3	TG 1-2	TG 1-3	TG 2-3	TG 2-4	TG 2-5	TG 3-4	TG 3-5	TG 4-6	TG 2G	TG 2+	TG 3+	TG 4+	TG 5+	TG 6+	TG 7+		
3899	Stal Mielec	Ruch Chorzow	Vi	21:45	3.20	1.75	1.25	2.00	1.42	2.07	1.50	1.35	2.50	2.10	3.85	3.50	1.23	1.95	3.50	7.00	11.0	38.0	
				Total goluri prima repriză							Total goluri a doua repriză							Mai multe goluri			Pauză sau Final		
				PR 0-1	PR 2-3	PR 1+	PR 2+	PR 3+	PR 4+	DR 0-1	DR 2-3	DR 1+	DR 2+	DR 3+	DR 4+	I>II	I=II	I<II	PsF 1	PsF X	PsF 2		
3899	Stal Mielec	Ruch Chorzow	Vi	21:45	1.35	3.10	1.41	2.90	8.20	16.0	1.58	2.50	1.20	2.15	4.75	13.0	2.95	3.35	2.00	1.51	1.71	3.62	
				Pauză - Final							Marchează												
				1-1	1-X	1-2	X-1	X-X	X-2	2-1	2-X	2-2	GM	OM	GN	ON	GG	NG	GG3	GM-PR1+	OM-PR1+		
3899	Stal Mielec	Ruch Chorzow	Vi	21:45	2.52	17.0	35.0	4.50	5.50	10.5	25.0	17.0	9.00	1.15	1.65	4.00	2.00	1.95	1.75	2.30	1.73	2.85	
				Scor corect (Final)							Scor corect (Prima repriză)												
				1:0	2:0	2:1	3:0	0:0	1:1	2:2	0:1	0:2	1:2	0:3	pr1:Cpr2:0	pr2:1pr0:0	pr0:1pr0:2	pr1:2					
3899	Stal Mielec	Ruch Chorzow	Vi	21:45	6.00	6.50	7.50	14.0	9.26	7.00	19.0	12.0	24.0	21.0	80.0	3.33	7.50	17.0	2.65	6.33	26.0	31.0	
			Winner (final)		Winner (pauză)		Handicap			Primul gol		Victorie dublă		Marchează în ambele reprize									
			W1	W2	Wp1	Wp2	±H	H 1	H X	H 2	PG 1	PG 2	VD 11	VD 22	1D	2D	1N	2N	1D 2D	1N 2N			
3899	Stal Mielec	Ruch Chorzow	Vi	21:45	1.17	3.52	1.15	2.83	-1.0	2.77	3.45	2.03	-	-	4.18	26.3	2.50	6.00	1.41	1.06	12.5	1.40	
			Combinatii Winner																				

Polonia - I Liga

				Combinajii Winner																	
				1& 1-2	1& 3+	1& 1-3	1& 4+	1& 2-3	1/1& 3+	1&Pr 2+	1/1& Pr2+	1&G G	Pr2+ &Dr1	Pr1+ &Dr2	2& 1-2	2& 3+	2& 1-3	2& 4+	2& 2-3	2/2& 3+	2&Pr 2+
3899	Stal Mielec	Ruch Chorzow	Vi 21:45	2.80	2.73	1.99	4.89	2.89	4.03	4.06	5.85	3.00	3.11	2.71	8.39	8.18	5.96	14.7	8.68	14.4	12.2

Polonia - II Liga

Cod	Gazde	Oaspeti	Zi	Ora	1	X	2	1X	X2	12	PR1	PRX	PR2	PR 1X	PR X2	PR 12	DR1	DRX	DR2	DR 1X	DR X2	DR 12
1145	Radomiak Rado	Garbarnia Kra	Vi	19:30	1.65	3.60	4.55	1.13	2.05	1.20	2.17	2.17	5.20	1.04	1.46	1.46	1.90	2.55	4.87	1.08	1.67	1.36
					TG 0-1	TG 0-2	TG 0-3	TG 1-2	TG 1-3	TG 2-3	TG 2-4	TG 2-5	TG 3-4	TG 3-5	TG 4-6	TG 2G	TG 2+	TG 3+	TG 4+	TG 5+	TG 6+	TG 7+
1145	Radomiak Rado	Garbarnia Kra	Vi	19:30	3.45	1.85	1.30	2.10	1.47	2.10	1.47	1.30	2.40	2.00	3.60	3.60	1.18	1.85	3.20	6.60	11.0	34.0
					PR 0-1	PR 2-3	PR 1+	PR 2+	±H	H 1	H X	H 2	W1	W2	Wp1	Wp2	>II	I=II	<II	PsF 1	PsF X	PsF 2
1145	Radomiak Rado	Garbarnia Kra	Vi	19:30	1.40	3.00	1.38	2.70	-1.0	2.77	3.45	2.05	1.19	3.29	1.17	2.80	2.95	3.35	2.00	1.48	1.85	3.35
					1-1	1-X	1-2	X-1	X-X	X-2	2-1	2-X	2-2	GM	OM	GN	ON	GG	NG	GG3	GM-	OM-
1145	Radomiak Rado	Garbarnia Kra	Vi	19:30	2.52	17.0	35.0	4.50	5.50	10.5	25.0	17.0	9.00	1.12	1.50	4.80	2.25	1.85	1.85	2.10	1.68	2.45

Rusia - PFL Centru

Cod	Gazde	Oaspeti	Zi	Ora	1	X	2	1X	X2	12	PR1	PRX	PR2	PR 1X	PR X2	PR 12	DR1	DRX	DR2	DR 1X	DR X2	DR 12
1146	Ararat Moscow	FK Kaluga	Vi	19:00	1.20	6.50	8.00	1.01	3.60	1.04	1.53	2.85	9.50	-	2.08	1.25	1.45	3.50	9.00	1.03	2.45	1.20
					TG 0-1	TG 0-2	TG 0-3	TG 1-2	TG 1-3	TG 2-3	TG 2-4	TG 2-5	TG 3-4	TG 3-5	TG 4-6	TG 2G	TG 2+	TG 3+	TG 4+	TG 5+	TG 6+	TG 7+
1146	Ararat Moscow	FK Kaluga	Vi	19:00	6.85	2.70	1.65	2.60	1.90	1.98	1.43	1.19	2.20	1.43	2.25	4.20	1.06	1.45	2.00	2.90	4.00	9.00
					PR 0-1	PR 2-3	PR 1+	PR 2+	±H	H 1	H X	H 2	W1	W2	Wp1	Wp2	>II	I=II	<II	PsF 1	PsF X	PsF 2
1146	Ararat Moscow	FK Kaluga	Vi	19:00	1.75	1.90	1.12	1.85	-1.0	1.60	3.90	3.60	1.02	6.77	-	6.17	2.85	3.40	2.05	1.12	2.65	5.80
					1-1	1-X	1-2	X-1	X-X	X-2	2-1	2-X	2-2	GM	OM	GN	ON	GG	NG	GG3	GM-	OM-
1146	Ararat Moscow	FK Kaluga	Vi	19:00	1.60	21.0	50.0	5.00	10.0	24.0	25.0	20.0	18.0	1.03	1.90	5.70	1.80	2.10	1.65	2.35	1.28	3.25

Rusia - PFL Sud

Cod	Gazde	Oaspeti	Zi	Ora	Final						Prima repriză						A doua repriză					
					1	X	2	1X	X2	12	PR1	PRX	PR2	PR 1X	PR X2	PR 12	DR1	DRX	DR2	DR 1X	DR X2	DR 12
1151	Anzhi Makhach	Afips FC	Vi	17:00	2.40	3.35	2.60	1.40	1.47	1.25	2.90	2.10	3.45	1.18	1.26	1.53	2.70	2.25	3.23	1.22	1.32	1.47
1152	FK Angusht Na	FC Chayka Pes	Vi	17:30	3.45	3.50	1.90	1.75	1.23	1.23	4.65	2.00	2.50	1.36	1.08	1.59	4.10	2.35	2.20	1.49	1.13	1.43
1153	Kuban-2 Krasn	SKA Rostov	Vi	17:30	2.65	3.20	2.45	1.45	1.39	1.27	3.45	2.05	2.95	1.25	1.18	1.56	3.16	2.25	2.75	1.31	1.23	1.47
1154	Druzhba Maiko	Torpedo Armav	Vi	18:00	5.60	3.95	1.50	2.30	1.09	1.18	6.50	2.20	2.00	1.59	1.01	1.48	5.96	2.60	1.75	1.81	1.04	1.35
1155	Spartak Vladi	FK Biolog Nov	Vi	18:00	1.75	3.45	4.21	1.16	1.90	1.24	2.33	2.05	5.10	1.05	1.42	1.56	2.05	2.45	4.39	1.11	1.57	1.39
1156	Spartak Nalch	Dinamo Stavro	Vi	18:30	1.25	5.50	9.00	1.02	3.45	1.08	1.68	2.40	10.0	-	1.89	1.40	1.50	2.85	9.00	1.03	2.30	1.28
1157	Chernomorets	Legion-Dynamo	Vi	19:00	1.40	4.00	7.40	1.04	2.60	1.18	1.87	2.25	7.50	-	1.69	1.46	1.65	2.80	6.23	1.03	1.93	1.30
					Total goluri																	
					TG 0-1	TG 0-2	TG 0-3	TG 1-2	TG 1-3	TG 2-3	TG 2-4	TG 2-5	TG 3-4	TG 3-5	TG 4-6	TG 2G	TG 2+	TG 3+	TG 4+	TG 5+	TG 6+	TG 7+
1151	Anzhi Makhach	Afips FC	Vi	17:00	3.45	1.85	1.30	2.10	1.47	2.10	1.47	1.30	2.40	2.00	3.60	3.60	1.18	1.85	3.20	6.60	11.0	34.0
1152	FK Angusht Na	FC Chayka Pes	Vi	17:30	3.00	1.65	1.19	1.90	1.38	2.05	1.54	1.38	2.65	2.25	4.20	3.30	1.28	2.10	3.95	8.20	13.0	42.0
1153	Kuban-2 Krasn	SKA Rostov	Vi	17:30	3.10	1.70	1.23	1.95	1.40	2.05	1.52	1.37	2.55	2.15	4.00	3.40	1.25	2.00	3.75	7.80	12.0	40.0
1154	Druzhba Maiko	Torpedo Armav	Vi	18:00	3.45	1.85	1.30	2.10	1.47	2.10	1.47	1.30	2.40	2.00	3.60	3.60	1.18	1.85	3.20	6.60	11.0	34.0
1155	Spartak Vladi	FK Biolog Nov	Vi	18:00	3.10	1.70	1.23	1.95	1.40	2.05	1.52	1.37	2.55	2.15	4.00	3.40	1.25	2.00	3.75	7.80	12.0	40.0
1156	Spartak Nalch	Dinamo Stavro	Vi	18:30	3.60	1.90	1.32	2.15	1.48	2.10	1.46	1.28	2.35	2.00	3.50	3.70	1.16	1.80	3.10	5.75	10.0	30.0
1157	Chernomorets	Legion-Dynamo	Vi	19:00	3.45	1.85	1.30	2.10	1.47	2.10	1.47	1.30	2.40	2.00	3.60	3.60	1.18	1.85	3.20	6.60	11.0	34.0
					Total goluri prima repriză						Total goluri a doua repriză						Mai multe goluri			Pauză sau Final		
					PR 0-1	PR 2-3	PR 1+	PR 2+	PR 3+	PR 4+	DR 0-1	DR 2-3	DR 1+	DR 2+	DR 3+	DR 4+	>II	I=II	<II	PsF 1	PsF X	PsF 2
1151	Anzhi Makhach	Afips FC	Vi	17:00	1.50	2.75	1.38	2.25	6.00	12.0	1.70	2.10	1.17	1.90	3.55	8.00	3.15	3.20	1.95	1.95	1.80	2.10
1152	FK Angusht Na	FC Chayka Pes	Vi	17:30	1.40	2.85	1.38	2.50	6.50	14.0	1.60	2.25	1.22	2.05	4.50	10.0	2.95	3.35	2.00	2.65	1.70	1.62
1153	Kuban-2 Krasn	SKA Rostov	Vi	17:30	1.45	2.65	1.43	2.55	6.50	12.0	1.65	2.25	1.18	2.05	4.00	10.0	3.15	3.20	1.95	2.15	1.70	1.95
1154	Druzhba Maiko	Torpedo Armav	Vi	18:00	1.40	3.00	1.38	2.70	7.80	14.0	1.63	2.40	1.17	2.10	4.50	10.0	2.95	3.35	2.00	3.91	1.87	1.44

Rusia - PFL Sud

				Total goluri prima repriză					Total goluri a doua repriză					Mai multe goluri			Pauză sau Final					
				PR 0-1	PR 2-3	PR 1+	PR 2+	PR 3+	PR 4+	DR 0-1	DR 2-3	DR 1+	DR 2+	DR 3+	DR 4+	I>II	I=II	I<II	Psf 1	Psf X	Psf 2	
1155	Spartak Vladi	FK Biolog Nov	Vi 18:00	1.45	2.75	1.43	2.55	7.50	18.0	1.55	2.55	1.21	2.20	5.25	17.0	2.95	3.35	2.00	1.58	1.68	3.24	
1156	Spartak Nalch	Dinamo Stavro	Vi 18:30	1.44	2.90	1.36	2.65	7.50	13.0	1.65	2.35	1.16	2.05	4.35	9.00	2.85	3.40	2.05	1.17	2.15	6.80	
1157	Chernomorets	Legion-Dynamo	Vi 19:00	1.40	3.00	1.38	2.70	7.80	14.0	1.63	2.40	1.17	2.10	4.50	10.0	2.85	3.40	2.05	1.30	1.95	5.15	
				Pauză - Final					Marchează													
				1-1	1-X	1-2	X-1	X-X	X-2	2-1	2-X	2-2	GM	OM	GN	ON	GG	NG	GG3	GM+	OM-PR1+	OM-PR1+
1151	Anzhi Makhach	Afips FC	Vi 17:00	4.25	15.0	28.0	5.50	4.75	5.85	28.0	16.0	4.65	1.27	1.30	3.15	2.95	1.70	2.00	2.10	1.98	2.05	
1152	FK Angusht Na	FC Chayka Pes	Vi 17:30	6.00	16.5	26.0	7.00	4.85	4.80	33.0	16.5	3.25	1.50	1.20	2.25	3.60	1.90	1.80	2.35	2.55	1.90	
1153	Kuban-2 Krasn	SKA Rostov	Vi 17:30	4.60	15.5	28.0	5.80	4.65	5.60	28.0	15.0	4.30	1.32	1.30	2.85	2.90	1.75	1.95	2.25	2.25	2.15	
1154	Druzhba Maiko	Torpedo Armav	Vi 18:00	13.0	17.5	27.0	15.0	5.75	4.40	40.0	17.0	2.12	1.70	1.12	1.90	4.80	1.90	1.80	2.15	2.65	1.55	
1155	Spartak Vladi	FK Biolog Nov	Vi 18:00	2.72	17.0	34.0	4.60	5.50	9.00	25.0	17.0	8.00	1.18	1.60	3.80	2.05	1.90	1.80	2.35	1.80	2.65	
1156	Spartak Nalch	Dinamo Stavro	Vi 18:30	1.75	19.0	50.0	4.20	8.00	19.5	29.0	19.0	16.0	1.07	2.15	5.30	1.55	2.40	1.50	2.60	1.47	4.50	
1157	Chernomorets	Legion-Dynamo	Vi 19:00	2.05	17.0	50.0	4.30	7.50	20.0	28.0	18.0	13.5	1.08	1.90	5.00	1.75	2.05	1.65	2.35	1.55	3.15	
				Winner (final)		Winner (pauză)		Handicap			Primul gol		Victorie dublă		Marchează în ambele reprize							
				W1	W2	Wp1	Wp2	±H	H 1	H X	H 2	PG 1	PG 2	VD 11	VD 22	1D	2D	1N	2N	1D 2D	1N 2N	
1151	Anzhi Makhach	Afips FC	Vi 17:00	1.68	1.82	1.52	1.81	-1.0	4.85	3.70	1.47	-	-	-	-	-	-	-	-	-	-	
1152	FK Angusht Na	FC Chayka Pes	Vi 17:30	2.46	1.36	2.33	1.25	1.0	1.75	3.50	3.50	-	-	-	-	-	-	-	-	-	-	
1153	Kuban-2 Krasn	SKA Rostov	Vi 17:30	1.82	1.68	1.77	1.51	1.0	1.45	3.75	5.00	-	-	-	-	-	-	-	-	-	-	
1154	Druzhba Maiko	Torpedo Armav	Vi 18:00	4.18	1.12	3.55	1.09	1.0	2.25	3.50	2.35	-	-	-	-	-	-	-	-	-	-	
1155	Spartak Vladi	FK Biolog Nov	Vi 18:00	1.24	2.99	1.19	2.61	-1.0	3.06	3.45	1.85	-	-	-	-	-	-	-	-	-	-	
1156	Spartak Nalch	Dinamo Stavro	Vi 18:30	1.02	7.36	-	5.83	-1.0	1.70	3.80	3.45	-	-	-	-	-	-	-	-	-	-	
1157	Chernomorets	Legion-Dynamo	Vi 19:00	1.05	5.55	1.04	4.17	-1.0	2.02	3.60	2.52	-	-	-	-	-	-	-	-	-	-	

Rusia - Tineret

Cod	Gazde	Oaspeti	Zi	Ora	1	X	2	1X	X2	12	PR1	PRX	PR2	PR 1X	PR 1X2	PR 12	DR1	DRX	DR2	DR 1X	DR 1X2	DR 12
1158	CSKA Moscova	SKA Energia K	Vi	12:00	1.30	5.00	7.05	1.03	2.90	1.10	1.70	2.60	7.50	-	1.82	1.31	1.50	3.25	6.70	1.02	2.18	1.22
1159	Ural Ekaterin	FK Ufa (T)	Vi	12:00	2.35	3.25	2.65	1.36	1.46	1.24	2.85	2.17	3.35	1.17	1.25	1.46	2.65	2.30	3.21	1.23	1.34	1.45
1160	Rubin Kazan	Arsenal Tula	Vi	18:00	1.50	4.20	4.85	1.11	2.25	1.15	1.93	2.45	5.30	1.03	1.61	1.35	1.75	2.60	5.96	1.04	1.81	1.35
1305	Akhmat Grozny	Dinamo Moscow	Vi	18:00	3.10	3.35	2.05	1.60	1.27	1.23	3.60	2.30	2.50	1.34	1.14	1.41	3.66	2.35	2.35	1.43	1.17	1.43
				TG 0-1	TG 0-2	TG 0-3	TG 1-2	TG 1-3	TG 2-3	TG 2-4	TG 2-5	TG 3-4	TG 3-5	TG 4-6	TG 2G	TG 2+	TG 3+	TG 4+	TG 5+	TG 6+	TG 7+	
1158	CSKA Moscova	SKA Energia K	Vi	12:00	4.80	2.40	1.52	2.30	1.75	2.25	1.42	1.21	2.25	1.55	2.50	4.05	1.08	1.50	2.20	3.25	5.50	11.0
1159	Ural Ekaterin	FK Ufa (T)	Vi	12:00	4.00	2.00	1.38	2.25	1.48	2.10	1.43	1.24	2.35	1.80	3.00	4.00	1.17	1.70	2.60	3.80	7.60	18.0
1160	Rubin Kazan	Arsenal Tula	Vi	18:00	4.80	2.40	1.52	2.30	1.75	2.25	1.42	1.21	2.25	1.55	2.50	4.05	1.08	1.50	2.20	3.25	5.50	11.0
1305	Akhmat Grozny	Dinamo Moscow	Vi	18:00	4.50	2.20	1.43	2.45	1.55	2.15	1.44	1.24	2.30	1.65	2.80	4.30	1.13	1.60	2.45	4.15	8.00	15.0
				PR 0-1	PR 2-3	PR 1+	PR 2+	±H	H 1	H X	H 2	W1	W2	Wp1	Wp2	I>II	I=II	I<II	Psf 1	Psf X	Psf 2	
1158	CSKA Moscova	SKA Energia K	Vi	12:00	1.55	2.30	1.14	2.15	-1.0	1.78	3.75	2.93	1.04	5.64	1.05	4.62	2.85	3.40	2.05	1.24	2.22	4.80
1159	Ural Ekaterin	FK Ufa (T)	Vi	12:00	1.50	2.35	1.19	2.25	-1.0	4.68	3.70	1.46	1.63	1.83	1.54	1.81	3.15	3.20	1.95	1.89	1.79	2.15
1160	Rubin Kazan	Arsenal Tula	Vi	18:00	1.65	2.15	1.14	2.00	-1.0	2.35	3.50	2.25	1.14	3.70	1.14	3.14	2.95	3.35	2.00	1.37	2.25	3.15
1305	Akhmat Grozny	Dinamo Moscow	Vi	18:00	1.65	2.15	1.16	2.00	1.0	1.60	3.55	3.80	2.17	1.44	2.03	1.41	3.15	3.20	1.95	2.45	1.95	1.65
				1-1	1-X	1-2	X-1	X-X	X-2	2-1	2-X	2-2	GM	OM	GN	ON	GG	NG	GG3	GM+	OM-PR1+	OM-PR1+
1158	CSKA Moscova	SKA Energia K	Vi	12:00	1.95	19.0	50.0	4.30	7.50	19.0	28.0	19.0	12.0	1.05	1.65	6.00	2.00	1.80	1.90	2.00	1.35	2.65
1159	Ural Ekaterin	FK Ufa (T)	Vi	12:00	4.05	15.0	28.0	5.40	4.75	5.90	28.0	16.0	4.75	1.20	1.25	3.60	3.25	1.55	2.30	1.90	1.90	2.10
1160	Rubin Kazan	Arsenal Tula	Vi	18:00	2.20	17.0	40.0	4.40	5.75	15.0	27.0	17.5	11.0	1.07	1.40	6.00	2.50	1.55	2.30	1.75	1.47	2.25
1305	Akhmat Grozny	Dinamo Moscow	Vi	18:00	5.60	16.5	28.0	6.25	5.00	5.30	31.0	16.0	3.50	1.25	1.15	4.00	4.75	1.50	2.40	1.80	1.95	1.75

Slovenia - Superliga

				Final					Prima repriză					A doua repriză							
Cod	Gazde	Oaspeti	Zi Ora	1	X	2	1X	X2	12	PR1	PRX	PR2	PR 1X	PR 1X2	PR 12	DR1	DRX	DR2	DR 1X	DR 1X2	DR 12
2861	Podbrezova	Sp.Trnava	Vi 19:30	2.50	3.30	2.65	1.42	1.47	1.29	3.10	1.98	3.45	1.20	1.26	1.65	2.80	2.25	3.10	1.24	1.30	1.47
				Total goluri																	
				TG 0-1	TG 0-2	TG 0-3	TG 1-2	TG 1-3	TG 2-3	TG 2-4	TG 2-5	TG 3-4	TG 3-5	TG 4-6	TG 2G	TG 2+	TG 3+	TG 4+	TG 5+	TG 6+	TG 7+
2861	Podbrezova	Sp.Trnava	Vi 19:30	3.00	1.65	1.19	1.90	1.38	2.05	1.54	1.38	2.65	2.25	4.20	3.30	1.28	2.10	3.95	8.20	13.0	42.0

Slovacia - Superliga

				Total goluri prima repriză						Total goluri a doua repriză						Mai multe goluri			Pauză sau Final					
				PR 0-1	PR 2-3	PR 1+	PR 2+	PR 3+	PR 4+	DR 0-1	DR 2-3	DR 1+	DR 2+	DR 3+	DR 4+	I>II	I=II	I<II	Psf 1	Psf X	Psf 2			
2861	Podbrezova	Sp.Trnava	Vi 19:30	1.32	3.30	1.45	3.15	8.65	20.0	1.53	2.60	1.22	2.30	5.50	17.0	3.15	3.20	1.95	2.05	1.65	2.15			
				Pauză - Final						Marchează														
				1-1	1-X	1-2	X-1	X-X	X-2	2-1	2-X	2-2	GM	OM	GN	ON	GG	NG	GG3	GM-	OM-			
																+			PR1+ PR1+					
2861	Podbrezova	Sp.Trnava	Vi 19:30	4.55	15.0	28.0	5.60	4.65	5.75	28.0	15.0	4.85	1.30	1.32	3.20	3.00	1.85	1.85	2.40	2.15	2.20			
				Scor corect (Final)						Scor corect (Prima repriză)														
				1:0	2:0	2:1	3:0	0:0	1:1	2:2	0:1	0:2	1:2	0:3	pr1:Cpr2:0	pr2:1pr0:0	pr0:1pr0:2	pr1:2						
2861	Podbrezova	Sp.Trnava	Vi 19:30	7.00	10.0	9.00	25.0	6.37	6.00	17.0	8.50	12.0	10.0	35.0	4.33	13.0	21.0	2.50	4.33	13.0	26.0			
				Winner (final)		Winner (pauză)		Handicap			Primul gol		Victorie dublă		Marchează în ambele reprize									
				W1	W2	Wp1	Wp2	±H	H 1	H X	H 2	PG 1	PG 2	VD 11	VD 22	1D	2D	1N	2N	1D	1N			
2861	Podbrezova	Sp.Trnava	Vi 19:30	1.74	1.85	1.53	1.71	-1.0	5.12	3.80	1.47	-	-	9.00	10.7	3.60	4.65	1.20	1.12	14.0	1.26			
				Combinatii Winner																				
				1& 1-2	1& 3+	1& 1-3	1& 4+	1& 2-3	1/1& 3+	1&Pr 2+	1/1& Pr2+	1&G	Pr2+ &Dr1	Pr1+ &Dr2	2& 1-2	2& 3+	2& 1-3	2& 4+	2& 2-3	2/2& 3+	2&Pr 2+			
2861	Podbrezova	Sp.Trnava	Vi 19:30	4.03	4.45	2.92	8.37	4.34	7.15	6.67	11.4	4.50	3.43	2.98	4.27	4.70	3.10	8.87	4.60	7.55	7.07			

Slovacia - 2. Liga

Cod	Gazde	Oaspeti	Zi	Ora	1	X	2	1X	X2	12	PR1	PRX	PR2	PR 1X	PR 2X	PR 12	DR1	DRX	DR2	DR 1X	DR 2X	DR 12
1162	Lokomotiva Ko	MFK Lokomotiv	Vi	18:00	1.55	3.85	4.85	1.10	2.15	1.15	2.05	2.25	5.50	1.02	1.53	1.43	1.80	2.60	5.45	1.05	1.75	1.35
					TG 0-1	TG 0-2	TG 0-3	TG 1-2	TG 1-3	TG 2-3	TG 2-4	TG 2-5	TG 3-4	TG 3-5	TG 4-6	TG 2G	TG 2+	TG 3+	TG 4+	TG 5+	TG 6+	TG 7+
1162	Lokomotiva Ko	MFK Lokomotiv	Vi	18:00	3.60	1.90	1.30	2.15	1.50	2.10	1.45	1.30	2.35	2.00	3.50	3.70	1.15	1.80	3.10	5.75	10.0	30.0
					PR 0-1	PR 2-3	PR 1+	PR 2+	±H	H 1	H X	H 2	W1	W2	Wp1	Wp2	I>II	I=II	I<II	Psf 1	Psf X	Psf 2
1162	Lokomotiva Ko	MFK Lokomotiv	Vi	18:00	1.45	2.90	1.35	2.65	-1.0	2.45	3.50	2.15	1.15	3.59	1.14	3.06	2.95	3.35	2.00	1.43	1.89	3.37
					1-1	1-X	1-2	X-1	X-X	X-2	2-1	2-X	2-2	GM	OM	GN	ON	GG	NG	GG3	GM-	OM-
																	+			PR1+ PR1+		
1162	Lokomotiva Ko	MFK Lokomotiv	Vi	18:00	2.30	17.0	40.0	4.40	5.75	13.0	25.0	17.0	11.0	1.07	1.55	5.70	2.15	1.75	1.95	2.10	1.60	2.85

Slovenia - PrvaLiga

Cod	Gazde	Oaspeti	Zi	Ora	Final						Prima repriză						A doua repriză								
					1	X	2	1X	X2	12	PR1	PRX	PR2	PR 1X	PR 2X	PR 12	DR1	DRX	DR2	DR 1X	DR 2X	DR 12			
2867	Krsko Posavlj	Triglav	Vi	21:00	1.85	3.35	4.15	1.19	1.85	1.28	2.45	2.05	4.65	1.10	1.42	1.61	2.15	2.40	4.13	1.13	1.51	1.41			
					Total goluri																				
					TG 0-1	TG 0-2	TG 0-3	TG 1-2	TG 1-3	TG 2-3	TG 2-4	TG 2-5	TG 3-4	TG 3-5	TG 4-6	TG 2G	TG 2+	TG 3+	TG 4+	TG 5+	TG 6+	TG 7+			
2867	Krsko Posavlj	Triglav	Vi	21:00	3.10	1.70	1.23	1.95	1.40	2.05	1.52	1.37	2.55	2.15	4.00	3.40	1.25	2.00	3.75	7.80	12.0	40.0			
					Total goluri prima repriză						Total goluri a doua repriză						Mai multe goluri			Pauză sau Final					
					PR 0-1	PR 2-3	PR 1+	PR 2+	PR 3+	PR 4+	DR 0-1	DR 2-3	DR 1+	DR 2+	DR 3+	DR 4+	I>II	I=II	I<II	Psf 1	Psf X	Psf 2			
2867	Krsko Posavlj	Triglav	Vi	21:00	1.34	3.20	1.43	3.05	8.35	18.0	1.55	2.55	1.21	2.20	5.25	17.0	2.95	3.35	2.00	1.60	1.65	3.35			
					Pauză - Final						Marchează														
					1-1	1-X	1-2	X-1	X-X	X-2	2-1	2-X	2-2	GM	OM	GN	ON	GG	NG	GG3	GM-	OM-			
																	+			PR1+ PR1+					
2867	Krsko Posavlj	Triglav	Vi	21:00	3.15	16.5	33.0	5.00	5.80	9.00	26.0	16.5	6.50	1.20	1.52	4.00	2.45	1.90	1.80	2.30	1.88	2.65			
					Scor corect (Final)						Scor corect (Prima repriză)														
					1:0	2:0	2:1	3:0	0:0	1:1	2:2	0:1	0:2	1:2	0:3	pr1:Cpr2:0	pr2:1pr0:0	pr0:1pr0:2	pr1:2						
2867	Krsko Posavlj	Triglav	Vi	21:00	6.00	7.00	8.00	17.0	7.63	6.50	17.0	10.0	20.0	15.0	50.0	3.50	9.00	17.0	2.60	5.50	21.0	31.0			

Slovenia - PrvaLiga

	Winner (final)	Winner (pauză)	Handicap			Primul gol		Victorie dublă		Marchează în ambele reprize											
			W1	W2	Wp1	Wp2	±H	H 1	H X	H 2	PG 1	PG 2	VD 11	VD 22	1D	2D	1N	2N	1D 2D	1N 2N	
2867 Krsko Posavlj	Triglav	Vi	21:00	1.30	2.91	1.25	2.38	-1.0	3.35	3.50	1.85	-	-	5.30	19.2	2.75	5.50	1.34	1.08	12.6	1.35
Combinajii Winner																					
	1& 1-2	1& 3+	1& 1-3	1& 4+	1& 2-3	1/1& 3+	1&Pr 2+	1/1& Pr2+	1&G G	Pr2+ &Dr1+	Pr1+ &Dr2+	2& 1-2	2& 3+	2& 1-3	2& 4+	2& 2-3	2/2& 3+	2&Pr 2+			
2867 Krsko Posavlj	Triglav	Vi	21:00	3.06	3.14	2.19	5.88	3.21	4.95	4.78	7.60	3.50	3.30	2.81	6.86	7.00	4.92	13.2	7.21	10.7	10.7

Suedia - Division 2, Norra Svealand

Cod	Gazde	Oaspeti	Zi	Ora	1	X	2	1X	X2	12	PR1	PRX	PR2	PR 1X	PR 2X	PR 12	DR1	DRX	DR2	DR 1X	DR 2X	DR 12
1163	Karlslunds IF	BK Forward	Vi	20:00	2.20	3.75	2.55	1.40	1.50	1.20	2.65	2.25	3.45	1.16	1.30	1.43	2.50	2.80	3.35	1.20	1.40	1.30
					TG 0-1	TG 0-2	TG 0-3	TG 1-2	TG 1-3	TG 2-3	TG 2-4	TG 2-5	TG 3-4	TG 3-5	TG 4-6	TG 2G	TG 2+	TG 3+	TG 4+	TG 5+	TG 6+	TG 7+
1163	Karlslunds IF	BK Forward	Vi	20:00	4.60	2.20	1.45	2.50	1.60	2.15	1.45	1.25	2.30	1.65	2.75	4.30	1.15	1.60	2.40	3.55	6.50	13.0
					PR 0-1	PR 2-3	PR 1+	PR 2+	±H	H 1	H X	H 2	W1	W2	Wp1	Wp2	>	I=	I<	Psf 1	Psf X	Psf 2
1163	Karlslunds IF	BK Forward	Vi	20:00	-	-	-	-	-1.0	4.05	3.75	1.50	1.61	1.87	1.47	1.92	3.05	3.80	1.95	1.79	1.94	2.07
					1-1	1-X	1-2	X-1	X-X	X-2	2-1	2-X	2-2	GM	OM	GN	ON	GG	NG	GG3	GM-	OM-
1163	Karlslunds IF	BK Forward	Vi	20:00	3.65	14.5	23.0	5.30	5.10	6.00	20.0	15.0	5.05	-	-	-	-	-	-	-	-	-

Suedia - Division 2, Ostra Gotaland

Cod	Gazde	Oaspeti	Zi	Ora	1	X	2	1X	X2	12	PR1	PRX	PR2	PR 1X	PR 2X	PR 12	DR1	DRX	DR2	DR 1X	DR 2X	DR 12
1164	Asarums IF FK	IFK Hässlehol	Vi	20:00	1.55	4.10	4.50	1.12	2.15	1.15	1.95	2.50	5.00	1.05	1.59	1.34	1.80	2.80	5.45	1.06	1.76	1.30
1165	Torns IF	IFK Malmö FK	Vi	20:00	1.20	6.00	9.00	-	3.60	1.06	1.52	2.95	9.00	-	2.10	1.23	1.35	3.65	9.18	-	2.61	1.17
					TG 0-1	TG 0-2	TG 0-3	TG 1-2	TG 1-3	TG 2-3	TG 2-4	TG 2-5	TG 3-4	TG 3-5	TG 4-6	TG 2G	TG 2+	TG 3+	TG 4+	TG 5+	TG 6+	TG 7+
1164	Asarums IF FK	IFK Hässlehol	Vi	20:00	5.50	2.55	1.57	2.80	1.80	2.30	1.45	1.20	2.15	1.55	2.40	5.00	1.07	1.45	2.10	3.30	5.00	10.0
1165	Torns IF	IFK Malmö FK	Vi	20:00	8.00	3.00	1.80	2.75	2.10	2.15	1.45	1.17	2.10	1.40	2.05	4.30	1.03	1.35	1.80	2.65	3.50	7.00
					PR 0-1	PR 2-3	PR 1+	PR 2+	±H	H 1	H X	H 2	W1	W2	Wp1	Wp2	>	I=	I<	Psf 1	Psf X	Psf 2
1164	Asarums IF FK	IFK Hässlehol	Vi	20:00	-	-	-	-	-1.0	2.47	3.50	2.15	1.17	3.40	1.17	3.00	2.95	3.35	2.00	1.38	2.13	3.02
1165	Torns IF	IFK Malmö FK	Vi	20:00	-	-	-	-	-1.0	1.57	3.90	3.60	-	7.50	-	5.95	2.85	3.40	2.05	1.20	2.58	6.00
					1-1	1-X	1-2	X-1	X-X	X-2	2-1	2-X	2-2	GM	OM	GN	ON	GG	NG	GG3	GM-	OM-
1164	Asarums IF FK	IFK Hässlehol	Vi	20:00	2.32	17.0	40.0	4.40	5.75	13.0	25.0	17.0	11.0	-	-	-	-	-	-	-	-	-
1165	Torns IF	IFK Malmö FK	Vi	20:00	1.52	21.0	50.0	4.20	8.50	21.5	29.0	20.0	18.0	-	-	-	-	-	-	-	-	-

Suedia Amatori - U19 Allsvenskan Sodra

Cod	Gazde	Oaspeti	Zi	Ora	1	X	2	1X	X2	12	PR1	PRX	PR2	PR 1X	PR 2X	PR 12	DR1	DRX	DR2	DR 1X	DR 2X	DR 12
1166	IF Elfsborg U	Osters IF U19	Vi	17:00	1.15	6.50	11.4	-	4.14	1.04	-	-	-	-	-	-	-	-	-	-	-	-
					TG 0-1	TG 0-2	TG 0-3	TG 1-2	TG 1-3	TG 2-3	TG 2-4	TG 2-5	TG 3-4	TG 3-5	TG 4-6	TG 2G	TG 2+	TG 3+	TG 4+	TG 5+	TG 6+	TG 7+
1166	IF Elfsborg U	Osters IF U19	Vi	17:00	-	4.00	-	-	-	-	-	-	-	-	-	-	1.20	-	-	-	-	-
					PR 0-1	PR 2-3	PR 1+	PR 2+	±H	H 1	H X	H 2	W1	W2	Wp1	Wp2	>	I=	I<	Psf 1	Psf X	Psf 2
1166	IF Elfsborg U	Osters IF U19	Vi	17:00	-	-	-	-	-1.0	1.48	4.00	4.14	-	9.65	-	-	-	-	-	-	-	-

Suedia Amatori - U19 Allsvenskan, Norra

Cod	Gazde	Oaspeti	Zi	Ora	1	X	2	1X	X2	12	PR1	PRX	PR2	PR 1X	PR 2X	PR 12	DR1	DRX	DR2	DR 1X	DR 2X	DR 12
1466	Orebro U19	Djursholm U19	Vi	20:00	1.65	4.30	3.67	1.19	2.00	1.14	-	-	-	-	-	-	-	-	-	-	-	-
					TG 0-1	TG 0-2	TG 0-3	TG 1-2	TG 1-3	TG 2-3	TG 2-4	TG 2-5	TG 3-4	TG 3-5	TG 4-6	TG 2G	TG 2+	TG 3+	TG 4+	TG 5+	TG 6+	TG 7+
1466	Orebro U19	Djursholm U19	Vi	20:00	8.00	3.00	1.80	2.75	2.10	2.15	1.45	1.17	2.10	1.40	2.05	4.30	1.03	1.35	1.80	2.65	3.50	7.00

Suedia Amatori - U19 Allsvenskan, Norra

				PR 0-1	PR 2-3	PR 1+	PR 2+	±H	H 1	H X	H 2	W1	W2	Wp1	Wp2	I>II	I=II	I<II	Psf 1	Psf X	Psf 2
1466	Orebro U19	Djursholm U19	Vi 20:00	-	-	-	-	-1.0	2.77	3.45	2.00	1.27	2.82	-	-	-	-	-	-	-	-

Ucraina - U21 Championship

Cod	Gazde	Oaspeti	Zi	Ora	1	X	2	1X	X2	12	PR1	PRX	PR2	PR 1X	PR X2	PR 12	DR1	DRX	DR2	DR 1X	DR X2	DR 12
1168	Din Kiev U21	Karpaty-D Lvi	Vi	17:00	1.30	5.50	6.25	1.05	2.90	1.10	1.60	2.60	8.75	-	2.00	1.35	1.50	3.25	6.70	-	2.20	1.20
1169	Stal-D U21	Shakhtar D U2	Vi	17:00	8.00	6.50	1.20	3.60	1.01	1.04	13.2	3.00	1.40	2.45	-	1.25	9.18	3.65	1.35	2.61	-	1.17
1170	Vorskla-D P.U	Zirka-D Kirov	Vi	17:00	1.30	5.50	6.25	1.05	2.90	1.10	1.60	2.60	8.75	-	2.00	1.35	1.50	3.25	6.70	-	2.20	1.20
					PR 0-1	PR 2-3	PR 1+	PR 2+	±H	H 1	H X	H 2	W1	W2	Wp1	Wp2	I>II	I=II	I<II	Psf 1	Psf X	Psf 2
1168	Din Kiev U21	Karpaty-D Lvi	Vi	17:00	-	-	-	-	-1.0	1.75	3.90	2.90	1.06	5.11	-	-	3.25	3.85	1.85	-	-	-
1169	Stal-D U21	Shakhtar D U2	Vi	17:00	-	-	-	-	1.0	3.60	4.05	1.55	6.77	1.02	-	-	3.25	3.85	1.85	-	-	-
1170	Vorskla-D P.U	Zirka-D Kirov	Vi	17:00	-	-	-	-	-1.0	1.75	3.90	2.90	1.06	5.11	-	-	3.25	3.85	1.85	-	-	-
					1-1	1-X	1-2	X-1	X-X	X-2	2-1	2-X	2-2	GM	OM	GN	ON	GG	NG	GG3 +	GM- PR1+	OM- PR1+
1168	Din Kiev U21	Karpaty-D Lvi	Vi	17:00	1.80	18.0	43.0	4.30	8.00	19.0	21.0	18.0	8.50	-	-	-	-	-	-	-	-	-
1169	Stal-D U21	Shakhtar D U2	Vi	17:00	12.0	18.0	22.0	21.5	9.00	4.20	43.0	19.0	1.52	-	-	-	-	-	-	-	-	-
1170	Vorskla-D P.U	Zirka-D Kirov	Vi	17:00	1.80	18.0	43.0	4.30	8.00	19.0	21.0	18.0	8.50	-	-	-	-	-	-	-	-	-

Argentina - Primera B Nacional

Cod	Gazde	Oaspeti	Zi	Ora	Final				Prima repriză						A doua repriză								
					1	X	2	1X	X2	12	PR1	PRX	PR2	PR 1X	PR X2	PR 12	DR1	DRX	DR2	DR 1X	DR X2	DR 12	
3298	Villa Dalmine	Flandria	Vi	21:00	2.35	3.10	2.85	1.35	1.50	1.30	3.00	1.92	3.90	1.13	1.24	1.65	2.80	2.05	3.60	1.20	1.30	1.60	
1171	San Martin De	Nueva Chicago	Vi	23:59	2.20	3.10	3.10	1.30	1.55	1.30	2.85	1.93	4.10	1.11	1.27	1.64	2.60	2.10	3.80	1.20	1.35	1.60	
Total goluri																							
					TG 0-1	TG 0-2	TG 0-3	TG 1-2	TG 1-3	TG 2-3	TG 2-4	TG 2-5	TG 3-4	TG 3-5	TG 4-6	TG 2G	TG 2+	TG 3+	TG 4+	TG 5+	TG 6+	TG 7+	
3298	Villa Dalmine	Flandria	Vi	21:00	2.70	1.50	1.15	1.60	1.28	1.90	1.42	1.39	2.95	2.60	5.00	3.10	1.34	2.40	4.70	10.0	16.0	48.0	
1171	San Martin De	Nueva Chicago	Vi	23:59	2.80	1.55	1.17	1.68	1.29	1.93	1.44	1.38	2.85	2.45	4.70	3.10	1.33	2.30	4.40	9.20	15.0	46.0	
Total goluri prima repriză					Total goluri a doua repriză					Mai multe goluri			Pauză sau Final										
					PR 0-1	PR 2-3	PR 1+	PR 2+	PR 3+	PR 4+	DR 0-1	DR 2-3	DR 1+	DR 2+	DR 3+	DR 4+	I>II	I=II	I<II	Psf 1	Psf X	Psf 2	
3298	Villa Dalmine	Flandria	Vi	21:00	1.12	3.80	1.42	3.60	10.5	29.0	1.43	2.85	1.33	2.60	6.50	21.0	3.30	3.15	1.95	1.95	1.65	2.50	
1171	San Martin De	Nueva Chicago	Vi	23:59	1.14	3.55	1.40	3.40	9.80	26.0	1.45	2.75	1.31	2.50	6.25	21.0	3.30	3.15	1.95	1.80	1.65	2.50	
Pauză - Final											Marchează												
					1-1	1-X	1-2	X-1	X-X	X-2	2-1	2-X	2-2	GM	OM	GN	ON	GG	NG	GG3 +	GM- PR1+	OM- PR1+	
3298	Villa Dalmine	Flandria	Vi	21:00	4.05	12.0	28.0	5.50	4.30	5.90	28.0	13.0	4.90	1.35	1.45	2.70	2.35	2.10	1.65	3.00	2.25	2.70	
1171	San Martin De	Nueva Chicago	Vi	23:59	4.05	12.5	30.0	5.50	4.30	6.00	28.0	13.0	6.10	1.30	1.45	3.00	2.35	2.00	1.70	2.70	2.10	2.80	
Scor corect (Final)											Scor corect (Prima repriză)												
					1:0	2:0	2:1	3:0	0:0	1:1	2:2	0:1	0:2	1:2	0:3	pr:1	Cpr:2	0:0	pr:2	1pr:0	0:0	pr:0	1pr:2
3298	Villa Dalmine	Flandria	Vi	21:00	6.50	9.50	8.50	23.0	6.08	5.75	17.0	8.25	13.0	11.0	40.0	4.00	13.0	26.0	2.30	4.67	17.0	31.0	
1171	San Martin De	Nueva Chicago	Vi	23:59	6.00	9.00	8.50	20.0	5.63	6.00	17.0	8.50	15.0	12.0	50.0	3.85	11.0	21.0	2.40	4.75	17.0	31.0	
Winner (final)			Winner (pauză)			Handicap			Primul gol		Victorie dublă		Marchează în ambele reprize										
			W1	W2	Wp1	Wp2	±H	H 1	H X	H 2	PG 1	PG 2	VD 11	VD 22	1D	2D	1N	2N	1D 2D	1N 2N			
3298	Villa Dalmine	Flandria	Vi	21:00	1.59	1.93	1.44	1.87	-1.0	4.85	3.60	1.45	-	-	8.50	14.0	3.80	5.20	1.18	1.10	16.5	1.20	
1171	San Martin De	Nueva Chicago	Vi	23:59	1.49	2.10	1.37	1.98	-1.0	4.40	3.50	1.55	-	-	7.40	15.6	3.60	4.75	1.20	1.10	14.0	1.25	
Combinajii Winner																							
					1& 1-2	1& 3+	1& 1-3	1& 4+	1& 2-3	1/1& 3+	1&Pr 2+	1/1& Pr2+	1&G G	Pr2+ &Dr1	Pr1+ &Dr2	2& 1-2	2& 3+	2& 1-3	2& 4+	2& 2-3	2/2& 3+	2&Pr 2+	
3298	Villa Dalmine	Flandria	Vi	21:00	3.19	4.78	2.55	9.36	3.78	7.97	7.17	11.7	5.00	4.28	3.30	3.86	5.80	3.09	11.4	4.59	9.64	8.69	
1171	San Martin De	Nueva Chicago	Vi	23:59	3.13	4.29	2.41	8.20	3.60	7.64	6.34	11.0	4.60	3.98	3.13	4.41	6.04	3.39	11.6	5.07	11.5	8.93	

Bolivia - Liga Profesional Boliviano

					Final				Prima repriză						A doua repriză					
--	--	--	--	--	-------	--	--	--	---------------	--	--	--	--	--	----------------	--	--	--	--	--

Bolivia - Liga Profesional Boliviano

Cod Gazde	Oaspeti	Zi	Ora	Final								Prima repriză						A doua repriză					
				1	X	2	1X	X2	12	PR1	PRX	PR2	PR	PR	PR	DR1	DRX	DR2	DR	DR	DR		
				1	X	2	1X	X2	12	PR1	PRX	PR2	PR	PR	PR	DR1	DRX	DR2	DR	DR	DR		
3299	O.Petrolero	Real Potosi	Vi 22:30	1.40	4.40	6.30	1.05	2.60	1.15	1.85	2.45	6.50	1.01	1.72	1.38	1.65	2.80	6.20	1.03	1.93	1.30		
Total goluri																							
				TG	TG	TG	TG	TG	TG	TG	TG	TG	TG	TG	TG	TG	TG	TG	TG	TG	TG		
				0-1	0-2	0-3	1-2	1-3	2-3	2-4	2-5	3-4	3-5	4-6	2G	2+	3+	4+	5+	6+	7+		
3299	O.Petrolero	Real Potosi	Vi 22:30	4.60	2.20	1.47	2.50	1.63	2.25	1.46	1.27	2.20	1.80	2.95	4.00	1.12	1.60	2.45	4.25	7.50	20.0		
Total goluri prima repriză												Total goluri a doua repriză				Mai multe goluri			Pauză sau Final				
				PR	PR	PR	PR	PR	PR	DR	DR	DR	DR	DR	DR	I>II	I=II	I<II	PsF 1	PsF X	PsF 2		
				0-1	2-3	1+	2+	3+	4+	0-1	2-3	1+	2+	3+	4+								
3299	O.Petrolero	Real Potosi	Vi 22:30	1.55	2.60	1.24	2.30	6.00	9.50	1.83	2.20	1.13	1.80	3.50	6.50	2.85	3.40	2.05	1.35	2.15	4.20		
Pauză - Final												Marchează											
				1-1	1-X	1-2	X-1	X-X	X-2	2-1	2-X	2-2	GM	OM	GN	ON	GG	NG	GG3	GM-	OM-		
																			+	PR1+	PR1+		
3299	O.Petrolero	Real Potosi	Vi 22:30	1.95	17.0	50.0	4.30	6.00	17.0	28.0	18.0	13.5	1.07	1.65	6.00	2.00	1.75	1.95	2.00	1.50	2.90		
Scor corect (Final)												Scor corect (Prima repriză)											
				1:0	2:0	2:1	3:0	0:0	1:1	2:2	0:1	0:2	1:2	0:3	pr1:Cpr	pr2:0	pr2:1	pr0:0	pr0:1	pr0:2	pr1:2		
3299	O.Petrolero	Real Potosi	Vi 22:30	6.50	6.00	8.50	10.0	8.58	8.50	24.0	15.0	37.0	25.0	100	3.25	6.00	15.0	3.25	7.50	31.0	31.0		
				Winner (final)		Winner (pauză)		Handicap				Primul gol		Victorie dublă		Marchează în ambele reprize							
				W1	W2	Wp1	Wp2	±H	H 1	H X	H 2	PG 1	PG 2	VD	VD	1D	2D	1N	2N	1D	1N		
														11	22					2D	2N		
3299	O.Petrolero	Real Potosi	Vi 22:30	1.08	4.87	1.08	3.85	-1.0	2.00	3.60	2.60	-	-	3.00	40.5	1.90	6.30	1.70	1.05	10.0	1.65		
Combinatii Winner																							
				1&	1&	1&	1&	1&	1/1&	1&Pr	1/1&	1&G	Pr2+	Pr1+	2&	2&	2&	2&	2&	2/2&	2&Pr		
				1-2	3+	1-3	4+	2-3	3+	2+	Pr2+	G	&Dr1	&Dr2	1-2	3+	1-3	4+	2-3	3+	2+		
													+	+									
3299	O.Petrolero	Real Potosi	Vi 22:30	2.97	1.90	1.93	2.91	2.67	2.52	2.73	3.53	2.15	2.32	1.99	13.4	8.54	8.70	13.1	12.0	17.7	12.3		

Brazilia - Brasileiro Serie B

Cod Gazde	Oaspeti	Zi	Ora	Final								Prima repriză						A doua repriză					
				1	X	2	1X	X2	12	PR1	PRX	PR2	PR	PR	PR	DR1	DRX	DR2	DR	DR	DR		
				1	X	2	1X	X2	12	PR1	PRX	PR2	PR	PR	PR	DR1	DRX	DR2	DR	DR	DR		
3790	Juventude RS	America MG	Vi 23:59	2.50	3.00	2.80	1.38	1.47	1.32	3.10	1.93	3.70	1.17	1.26	1.69	2.80	2.35	3.10	1.24	1.30	1.45		
3791	Paysandu	Ceara	Vi 23:59	2.25	3.00	3.30	1.29	1.57	1.34	2.85	1.95	4.00	1.15	1.30	1.68	2.55	2.30	3.37	1.20	1.36	1.45		
Total goluri																							
				TG	TG	TG	TG	TG	TG	TG	TG	TG	TG	TG	TG	TG	TG	TG	TG	TG	TG		
				0-1	0-2	0-3	1-2	1-3	2-3	2-4	2-5	3-4	3-5	4-6	2G	2+	3+	4+	5+	6+	7+		
3790	Juventude RS	America MG	Vi 23:59	2.65	1.50	1.15	1.75	1.33	2.00	1.60	1.44	2.95	2.55	5.00	3.10	1.35	2.40	4.70	10.0	16.0	48.0		
3791	Paysandu	Ceara	Vi 23:59	2.80	1.55	1.17	1.80	1.35	2.00	1.58	1.42	2.85	2.45	4.70	3.10	1.32	2.30	4.40	10.0	18.0	46.0		
Total goluri prima repriză												Total goluri a doua repriză				Mai multe goluri			Pauză sau Final				
				PR	PR	PR	PR	PR	PR	DR	DR	DR	DR	DR	DR	I>II	I=II	I<II	PsF 1	PsF X	PsF 2		
				0-1	2-3	1+	2+	3+	4+	0-1	2-3	1+	2+	3+	4+								
3790	Juventude RS	America MG	Vi 23:59	1.26	3.80	1.58	3.65	9.50	29.0	1.43	2.85	1.33	2.60	6.50	23.0	3.15	3.20	1.95	2.10	1.60	2.25		
3791	Paysandu	Ceara	Vi 23:59	1.29	3.55	1.54	3.35	9.00	26.0	1.45	2.75	1.31	2.50	6.25	21.0	3.15	3.20	1.95	1.90	1.60	2.90		
Pauză - Final												Marchează											
				1-1	1-X	1-2	X-1	X-X	X-2	2-1	2-X	2-2	GM	OM	GN	ON	GG	NG	GG3	GM-	OM-		
																			+	PR1+	PR1+		
3790	Juventude RS	America MG	Vi 23:59	4.35	15.0	28.0	5.60	4.65	5.75	28.0	15.0	5.00	1.35	1.40	2.70	2.50	2.00	1.70	2.55	2.25	2.55		
3791	Paysandu	Ceara	Vi 23:59	3.75	15.5	29.0	5.40	4.75	5.90	28.0	16.0	5.50	1.25	1.45	3.20	2.35	1.95	1.75	2.50	2.35	2.80		
Scor corect (Final)												Scor corect (Prima repriză)											
				1:0	2:0	2:1	3:0	0:0	1:1	2:2	0:1	0:2	1:2	0:3	pr1:Cpr	pr2:0	pr2:1	pr0:0	pr0:1	pr0:2	pr1:2		
3790	Juventude RS	America MG	Vi 23:59	7.00	10.0	9.00	25.0	5.52	6.00	17.0	8.50	12.0	10.0	35.0	4.00	13.0	26.0	2.40	4.33	15.0	26.0		
3791	Paysandu	Ceara	Vi 23:59	6.50	9.00	8.50	22.0	7.44	6.00	17.0	9.00	14.0	11.0	35.0	3.85	12.0	21.0	2.45	4.67	17.0	26.0		
				Winner (final)		Winner (pauză)		Handicap				Primul gol		Victorie dublă		Marchează în ambele reprize							

Brazilia - Brasileiro Serie B

				Winner (final)		Winner (pauză)		Handicap			Primul gol		Victorie dublă		Marchează în ambele reprize							
				W1	W2	Wp1	Wp2	±H	H 1	H X	H 2	PG 1	PG 2	VD 11	VD 22	1D	2D	1N	2N	1D 2D	1N 2N	
				1& 1-2	1& 3+	1& 1-3	1& 4+	1& 2-3	1/1& 3+	1&Pr 2+	1/1& Pr2+	1&G	Pr2+ &Dr1+	Pr1+ &Dr2+	2& 1-2	2& 3+	2& 1-3	2& 4+	2& 2-3	2/2& 3+	2&Pr 2+	
3790	Juventude RS	America MG	Vi	23:59	1.67	1.86	1.49	1.78	-1.0	5.12	3.80	1.47	-	-	9.00	12.0	3.85	4.33	1.17	1.14	13.9	1.25
3791	Paysandu	Ceara	Vi	23:59	1.50	2.20	1.39	1.95	-1.0	4.37	3.65	1.57	-	-	7.30	13.5	3.75	5.20	1.18	1.09	16.3	1.20
Combinajii Winner																						
3790	Juventude RS	America MG	Vi	23:59	3.81	4.87	2.86	9.32	4.24	8.20	7.10	11.7	5.15	3.92	3.44	4.26	5.44	3.19	10.4	4.73	9.43	7.92
3791	Paysandu	Ceara	Vi	23:59	3.53	4.19	2.57	7.91	3.81	6.76	6.10	9.60	4.50	3.69	3.24	5.17	6.15	3.78	11.6	5.59	9.92	8.95

Brazilia - Copa Paulista, Grupa 2

Cod	Gazde	Oaspeti	Zi	Ora	1	X	2	1X	X2	12	PR1	PRX	PR2	PR 1X	PR X2	PR 12	DR1	DRX	DR2	DR 1X	DR X2	DR 12
1173	Atibaia SP	Desportivo Br	Vi	21:00	3.10	3.20	2.25	1.55	1.32	1.30	4.00	1.95	2.85	1.30	1.15	1.68	3.40	2.30	2.55	1.36	1.20	1.45
					TG 0-1	TG 0-2	TG 0-3	TG 1-2	TG 1-3	TG 2-3	TG 2-4	TG 2-5	TG 3-4	TG 3-5	TG 4-6	TG 2G	TG 2+	TG 3+	TG 4+	TG 5+	TG 6+	TG 7+
1173	Atibaia SP	Desportivo Br	Vi	21:00	2.80	1.60	1.27	1.70	1.35	1.92	1.36	1.28	2.60	2.15	3.45	3.20	1.24	2.20	3.10	4.45	11.0	35.0
					PR 0-1	PR 2-3	PR 1+	PR 2+	±H	H 1	H X	H 2	W1	W2	Wp1	Wp2	I>II	I=II	I<II	PsF 1	PsF X	PsF 2
1173	Atibaia SP	Desportivo Br	Vi	21:00	1.35	3.30	1.25	2.65	1.0	1.55	3.65	4.35	2.13	1.55	1.95	1.39	3.15	3.20	1.95	2.70	1.65	1.90
					1-1	1-X	1-2	X-1	X-X	X-2	2-1	2-X	2-2	GM	OM	GN	ON	GG	NG	GG3	GM-PR1+	OM-PR1+
1173	Atibaia SP	Desportivo Br	Vi	21:00	5.00	16.0	28.0	5.90	4.75	5.40	29.0	15.5	3.75	1.50	1.30	2.25	3.00	1.95	1.75	2.70	2.80	2.35

Brazilia - U20 Gaucho

Cod	Gazde	Oaspeti	Zi	Ora	1	X	2	1X	X2	12	PR1	PRX	PR2	PR 1X	PR X2	PR 12	DR1	DRX	DR2	DR 1X	DR X2	DR 12
1757	Internacional	Aimore RS U20	Vi	17:00	1.50	3.75	6.00	1.07	2.30	1.20	-	-	-	-	-	-	-	-	-	-	-	-
					TG 0-1	TG 0-2	TG 0-3	TG 1-2	TG 1-3	TG 2-3	TG 2-4	TG 2-5	TG 3-4	TG 3-5	TG 4-6	TG 2G	TG 2+	TG 3+	TG 4+	TG 5+	TG 6+	TG 7+
1757	Internacional	Aimore RS U20	Vi	17:00	4.70	2.30	1.48	2.55	1.65	2.20	1.44	1.23	2.25	1.60	2.70	4.30	1.12	1.55	2.30	3.45	6.00	12.0
					PR 0-1	PR 2-3	PR 1+	PR 2+	±H	H 1	H X	H 2	W1	W2	Wp1	Wp2	I>II	I=II	I<II	PsF 1	PsF X	PsF 2
1757	Internacional	Aimore RS U20	Vi	17:00	-	-	-	-	-1.0	2.35	3.50	2.30	1.10	4.40	-	-	-	-	-	-	-	-

Brazilia - Paulista, Segunda Divisao

Cod	Gazde	Oaspeti	Zi	Ora	1	X	2	1X	X2	12	PR1	PRX	PR2	PR 1X	PR X2	PR 12	DR1	DRX	DR2	DR 1X	DR X2	DR 12
1755	Ec Sao Bernar	Vocem SP	Vi	21:00	2.30	3.20	2.75	1.35	1.50	1.25	-	-	-	-	-	-	-	-	-	-	-	-
1756	Osasco Fc SP	AA Itarare SP	Vi	23:59	1.90	3.45	3.40	1.23	1.70	1.22	-	-	-	-	-	-	-	-	-	-	-	-
					TG 0-1	TG 0-2	TG 0-3	TG 1-2	TG 1-3	TG 2-3	TG 2-4	TG 2-5	TG 3-4	TG 3-5	TG 4-6	TG 2G	TG 2+	TG 3+	TG 4+	TG 5+	TG 6+	TG 7+
1755	Ec Sao Bernar	Vocem SP	Vi	21:00	3.00	1.70	1.32	1.80	1.41	1.92	1.37	1.27	2.50	2.00	3.15	3.40	1.22	2.00	2.80	4.10	9.00	25.0
1756	Osasco Fc SP	AA Itarare SP	Vi	23:59	3.19	1.85	1.35	1.90	1.45	1.94	1.37	1.26	2.40	1.90	3.00	3.60	1.20	1.85	2.70	3.90	8.00	22.0
					PR 0-1	PR 2-3	PR 1+	PR 2+	±H	H 1	H X	H 2	W1	W2	Wp1	Wp2	I>II	I=II	I<II	PsF 1	PsF X	PsF 2
1755	Ec Sao Bernar	Vocem SP	Vi	21:00	-	-	-	-	-1.0	4.55	3.65	1.50	1.58	1.89	-	-	-	-	-	-	-	-
1756	Osasco Fc SP	AA Itarare SP	Vi	23:59	-	-	-	-	-1.0	3.50	3.50	1.70	1.35	2.41	-	-	-	-	-	-	-	-

Brazilia - U20 Paulista Divizia 1, Grupa 3

Cod	Gazde	Oaspeti	Zi	Ora	1	X	2	1X	X2	12	PR1	PRX	PR2	PR 1X	PR X2	PR 12	DR1	DRX	DR2	DR 1X	DR X2	DR 12
1176	Gremio Osasco	Guarani SP U2	Vi	21:00	1.90	3.60	3.25	1.25	1.70	1.20	2.40	2.25	4.00	1.11	1.37	1.43	2.20	2.60	3.68	1.19	1.52	1.38
1177	Paulista SP U	SC Atibaia SP	Vi	21:00	1.80	3.40	3.80	1.18	1.80	1.22	2.30	2.20	4.50	1.07	1.41	1.45	2.10	2.40	4.33	1.12	1.54	1.41
1178	SAO Jose Dos	Red Bull Bras	Vi	21:00	5.15	4.00	1.50	2.25	1.10	1.15	5.30	2.45	1.95	1.61	1.03	1.35	5.04	2.80	1.80	1.80	1.10	1.33
					TG 0-1	TG 0-2	TG 0-3	TG 1-2	TG 1-3	TG 2-3	TG 2-4	TG 2-5	TG 3-4	TG 3-5	TG 4-6	TG 2G	TG 2+	TG 3+	TG 4+	TG 5+	TG 6+	TG 7+
1176	Gremio Osasco	Guarani SP U2	Vi	21:00	4.30	2.10	1.43	2.35	1.52	2.15	1.43	1.24	2.30	1.70	2.80	4.30	1.13	1.65	2.45	3.70	7.20	16.0
1177	Paulista SP U	SC Atibaia SP	Vi	21:00	3.20	1.95	1.37	1.95	1.47	1.94	1.38	1.25	2.36	1.85	3.00	3.70	1.18	1.75	2.65	3.90	9.00	20.0

Brazilia - U20 Paulista Divizia 1, Grupa 3

				TG	TG	TG	TG	TG	TG	TG	TG	TG	TG	TG	TG	TG	TG	TG	TG	TG		
				0-1	0-2	0-3	1-2	1-3	2-3	2-4	2-5	3-4	3-5	4-6	2G	2+	3+	4+	5+	6+	7+	
1178	SAO Jose Dos	Red Bull Bras	Vi	21:00	4.80	2.40	1.52	2.30	1.75	2.25	1.42	1.21	2.25	1.55	2.50	4.05	1.08	1.50	2.20	3.25	5.50	11.0
					PR	PR	PR	PR	±H	H 1	H X	H 2	W1	W2	Wp1	Wp2	>II	I=II	I<II	PsF 1	PsF X	PsF 2
					0-1	2-3	1+	2+														
1176	Gremio Osasco	Guarani SP U2	Vi	21:00	1.50	2.45	1.17	2.25	-1.0	3.50	3.50	1.70	1.37	2.35	1.33	2.22	2.95	3.35	2.00	1.59	1.88	2.56
1177	Paulista SP U	SC Atibaia SP	Vi	21:00	1.42	2.70	1.20	2.40	-1.0	3.18	3.50	1.80	1.27	2.68	1.25	2.45	2.95	3.35	2.00	1.54	1.76	2.92
1178	SAO Jose Dos	Red Bull Bras	Vi	21:00	1.55	2.30	1.14	2.15	1.0	2.25	3.50	2.35	3.86	1.13	3.14	1.14	2.95	3.35	2.00	3.27	2.07	1.40
					1-1	1-X	1-2	X-1	X-X	X-2	2-1	2-X	2-2	GM	OM	GN	ON	GG	NG	GG3	GM-	OM-
																			+	PR1+	PR1+	
1176	Gremio Osasco	Guarani SP U2	Vi	21:00	3.20	16.5	33.0	5.00	5.25	7.00	26.0	16.5	6.00	1.15	1.35	4.00	2.70	1.50	2.40	1.90	1.73	2.20
1177	Paulista SP U	SC Atibaia SP	Vi	21:00	2.92	16.5	33.0	4.80	5.50	8.50	26.0	16.5	7.00	1.18	1.55	3.80	2.15	1.65	2.10	2.00	1.75	2.85
1178	SAO Jose Dos	Red Bull Bras	Vi	21:00	13.0	17.5	27.0	15.0	5.75	4.40	40.0	17.0	2.15	1.45	1.07	2.35	6.00	1.55	2.30	1.80	2.50	1.47

Canada - Canadian Soccer League

Cod	Gazde	Oaspeti	Zi	Ora	1	X	2	1X	X2	12	PR1	PRX	PR2	PR	PR	PR	DR1	DRX	DR2	DR	DR	DR	
					0-1	2-3	1+	2+	±H	H 1	H X	H 2	W1	W2	Wp1	Wp2	>II	I=II	I<II	PsF 1	PsF X	PsF 2	
1180	Scarborough S	Serbian WE	Vi	23:59	2.25	3.50	2.60	1.35	1.50	1.20	-	-	-	-	-	-	-	-	-	-	-	-	-
1180	Scarborough S	Serbian WE	Vi	23:59	-	-	-	-	-1.0	4.35	3.65	1.50	1.61	1.86	-	-	-	-	-	-	-	-	-

Chile - Primera Division, Torneo Transicion

Cod	Gazde	Oaspeti	Zi	Ora	Final							Prima repriză						A doua repriză							
					1	X	2	1X	X2	12	PR1	PRX	PR2	PR	PR	PR	DR1	DRX	DR2	DR	DR	DR			
3203	San Luis De Q	Huachipato	Vi	23:59	2.25	3.30	2.85	1.35	1.55	1.25	2.75	2.17	3.45	1.18	1.30	1.54	2.60	2.35	3.20	1.23	1.40	1.45			
					Total goluri																				
					TG	TG	TG	TG	TG	TG	TG	TG	TG	TG	TG	TG	TG	TG	TG	TG	TG	TG			
					0-1	0-2	0-3	1-2	1-3	2-3	2-4	2-5	3-4	3-5	4-6	2G	2+	3+	4+	5+	6+	7+			
3203	San Luis De Q	Huachipato	Vi	23:59	4.00	2.00	1.40	2.30	1.55	2.20	1.44	1.28	2.25	1.90	3.25	3.80	1.15	1.70	2.70	4.80	8.50	23.0			
					Total goluri prima repriză							Total goluri a doua repriză						Mai multe goluri			Pauză sau Final				
					PR	PR	PR	PR	PR	PR	DR	DR	DR	DR	DR	DR	>II	I=II	I<II	PsF 1	PsF X	PsF 2			
					0-1	2-3	1+	2+	3+	4+	0-1	2-3	1+	2+	3+	4+									
3203	San Luis De Q	Huachipato	Vi	23:59	1.49	2.75	1.30	2.50	6.85	11.0	1.73	2.25	1.15	1.95	3.90	7.50	3.15	3.20	1.95	1.85	1.81	2.27			
					Pauză - Final							Marchează													
					1-1	1-X	1-2	X-1	X-X	X-2	2-1	2-X	2-2	GM	OM	GN	ON	GG	NG	GG3	GM-	OM-			
																			+	PR1+	PR1+				
3203	San Luis De Q	Huachipato	Vi	23:59	3.75	15.5	29.0	5.40	4.75	5.90	28.0	16.0	5.00	1.21	1.28	3.00	2.95	1.55	2.25	1.90	1.88	2.30			
					Scor corect (Final)											Scor corect (Prima repriză)									
					1:0	2:0	2:1	3:0	0:0	1:1	2:2	0:1	0:2	1:2	0:3	pr1:0	pr2:0	pr2:1	pr0:0	pr0:1	pr0:2	pr1:2			
3203	San Luis De Q	Huachipato	Vi	23:59	6.50	9.00	8.50	22.0	8.85	6.00	17.0	9.00	14.0	11.0	35.0	4.00	10.0	17.0	3.00	4.67	13.0	17.0			
					Winner (final)		Winner (pauză)		Handicap				Primul gol		Victorie dublă		Marchează în ambele reprize								
					W1	W2	Wp1	Wp2	±H	H 1	H X	H 2	PG 1	PG 2	VD	VD	1D	2D	1N	2N	1D	1N			
															11	22									
3203	San Luis De Q	Huachipato	Vi	23:59	1.57	1.99	1.48	1.86	-1.0	4.30	3.65	1.55	-	-	7.01	11.6	2.80	3.33	1.33	1.23	7.77	1.53			
					Combinajii Winner																				
					1&	1&	1&	1&	1&	1/1&	1&Pr	1/1&	1&G	Pr2+	Pr1+	2&	2&	2&	2&	2&	2/2&	2&Pr			
					1-2	3+	1-3	4+	2-3	3+	2+	Pr2+	G	&Dr1	&Dr2	1-2	3+	1-3	4+	2-3	3+	2+			
														+	+										
3203	San Luis De Q	Huachipato	Vi	23:59	4.39	3.24	2.96	5.15	4.19	5.23	4.77	7.50	3.55	2.57	2.26	5.56	4.11	3.74	6.52	5.31	6.97	6.04			

Mexic - Primera Division Clausura

Cod	Gazde	Oaspeti	Zi	Ora	Final							Prima repriză						A doua repriză					
					1	X	2	1X	X2	12	PR1	PRX	PR2	PR	PR	PR	DR1	DRX	DR2	DR	DR	DR	
3289	Puebla	Monarcas M.	Vi	23:59	2.25	3.20	3.03	1.32	1.56	1.29	2.85	2.05	3.70	1.17	1.29	1.59	2.55	2.35	3.37	1.20	1.36	1.45	
3290	Atlas G.	UNAM	Vi	23:59	2.25	3.25	2.99	1.33	1.56	1.28	2.85	2.05	3.70	1.17	1.29	1.59	2.55	2.35	3.37	1.20	1.36	1.45	
					Total goluri																		

Mexic - Primera Division Clausura

			Total goluri																			
			TG	TG	TG	TG	TG	TG	TG	TG	TG	TG	TG	TG	TG	TG	TG	TG	TG	TG		
			0-1	0-2	0-3	1-2	1-3	2-3	2-4	2-5	3-4	3-5	4-6	2G	2+	3+	4+	5+	6+	7+		
3289	Puebla	Monarcas M.	Vi	23:59	3.10	1.70	1.23	1.95	1.40	2.05	1.52	1.37	2.55	2.15	4.00	3.40	1.25	2.00	3.75	7.80	12.0	40.0
3290	Atlas G.	UNAM	Vi	23:59	3.10	1.70	1.23	1.95	1.40	2.05	1.52	1.37	2.55	2.15	4.00	3.40	1.25	2.00	3.75	7.80	12.0	40.0
			Total goluri prima repriză					Total goluri a doua repriză					Mai multe goluri			Pauză sau Final						
			PR	PR	PR	PR	PR	DR	DR	DR	DR	DR	DR	I>II	I=II	I<II	PsF	PsF	X	PsF	2	
			0-1	2-3	1+	2+	3+	4+	0-1	2-3	1+	2+	3+	4+								
3289	Puebla	Monarcas M.	Vi	23:59	1.34	3.20	1.43	3.05	8.35	18.0	1.55	2.55	1.21	2.20	5.25	17.0	3.15	3.20	1.95	1.89	1.70	2.39
3290	Atlas G.	UNAM	Vi	23:59	1.34	3.20	1.43	3.05	8.35	18.0	1.55	2.55	1.21	2.20	5.25	17.0	3.15	3.20	1.95	1.89	1.71	2.36
			Pauză - Final					Marchează														
			1-1	1-X	1-2	X-1	X-X	X-2	2-1	2-X	2-2	GM	OM	GN	ON	GG	NG	GG3	GM-	OM-		
																	+	PR1+	PR1+			
3289	Puebla	Monarcas M.	Vi	23:59	3.75	15.5	29.0	5.40	4.75	5.90	28.0	16.0	5.50	1.25	1.40	3.20	2.50	1.80	1.90	2.30	2.25	2.65
3290	Atlas G.	UNAM	Vi	23:59	3.75	15.5	29.0	5.40	4.75	5.90	28.0	16.0	5.50	1.25	1.35	3.20	2.70	1.80	1.90	2.25	2.25	2.65
			Scor corect (Final)					Scor corect (Prima repriză)														
			1:0	2:0	2:1	3:0	0:0	1:1	2:2	0:1	0:2	1:2	0:3	pr1:	Cpr2:0	pr2:1	pr0:0	pr0:1	pr0:2	pr1:2		
3289	Puebla	Monarcas M.	Vi	23:59	6.50	9.00	8.50	22.0	8.67	6.00	17.0	9.00	14.0	11.0	35.0	4.00	11.0	21.0	2.60	4.67	15.0	26.0
3290	Atlas G.	UNAM	Vi	23:59	6.50	9.00	8.50	22.0	8.67	6.00	17.0	9.00	14.0	11.0	35.0	4.00	11.0	21.0	2.60	4.67	15.0	26.0
			Winner (final)		Winner (pauză)		Handicap			Primul gol		Victorie dublă		Marchează în ambele reprize								
			W1	W2	Wp1	Wp2	±H	H 1	H X	H 2	PG 1	PG 2	VD 11	VD 22	1D	2D	1N	2N	1D	1N	2D	2N
3289	Puebla	Monarcas M.	Vi	23:59	1.55	2.08	1.46	1.90	-1.0	4.37	3.65	1.56	-	-	7.27	12.5	3.55	4.75	1.21	1.11	14.1	1.26
3290	Atlas G.	UNAM	Vi	23:59	1.56	2.07	1.46	1.90	-1.0	4.37	3.65	1.56	-	-	7.27	12.5	3.55	4.75	1.21	1.11	14.1	1.26
			Combinatii Winner																			
			1&	1&	1&	1&	1&	1/1&	1&Pr	1/1&	1&G	Pr2+	Pr1+	2&	2&	2&	2&	2&	2/2&	2&Pr		
			1-2	3+	1-3	4+	2-3	3+	2+	Pr2+	G	&Dr1	&Dr2	1-2	3+	1-3	4+	2-3	3+	2+		
3289	Puebla	Monarcas M.	Vi	23:59	3.72	3.81	2.67	7.15	3.91	6.15	5.82	9.15	4.10	3.30	2.81	5.01	5.14	3.59	9.63	5.26	9.02	7.83
3290	Atlas G.	UNAM	Vi	23:59	3.72	3.81	2.67	7.15	3.91	6.15	5.82	9.15	4.10	3.30	2.81	4.94	5.07	3.55	9.50	5.19	9.02	7.73

Mexic - Liga de Ascenso, Clausura

				Final					Prima repriză					A doua repriză									
Cod	Gazde	Oaspeti	Zi Ora	1	X	2	1X	X2	12	PR1	PRX	PR2	PR	PR	PR	DR1	DRX	DR2	DR	DR	DR		
													1X	X2	12				1X	X2	12		
1182	Mineros De Za	Dorados	Vi	23:59	1.90	3.35	3.65	1.20	1.75	1.25	2.45	2.08	4.50	1.09	1.38	1.54	2.20	2.35	4.10	1.15	1.50	1.45	
1183	Correcaminos	Alebrijes	Vi	23:59	2.30	3.20	2.85	1.35	1.50	1.25	2.75	2.20	3.40	1.18	1.30	1.48	2.60	2.55	3.30	1.20	1.35	1.35	
1184	San Luis	Juarez FC	Vi	23:59	2.45	3.00	2.80	1.35	1.45	1.30	3.00	1.95	3.70	1.15	1.24	1.62	2.75	2.25	3.15	1.25	1.30	1.45	
1185	Cafetaleros	Cimarrones De	Vi	23:59	2.10	3.20	3.20	1.25	1.60	1.25	2.70	2.05	3.90	1.13	1.31	1.56	2.40	2.35	3.55	1.20	1.40	1.45	
1188	Murcielagos	Venados	Vi	23:59	2.00	3.30	3.40	1.25	1.65	1.25	2.60	2.05	4.10	1.11	1.33	1.56	2.30	2.35	3.80	1.15	1.45	1.45	
				Total goluri																			
				TG	TG	TG	TG	TG	TG	TG	TG	TG	TG	TG	TG	TG	TG	TG	TG	TG	TG	TG	
				0-1	0-2	0-3	1-2	1-3	2-3	2-4	2-5	3-4	3-5	4-6	2G	2+	3+	4+	5+	6+	7+		
1182	Mineros De Za	Dorados	Vi	23:59	3.20	1.75	1.25	2.00	1.40	2.05	1.50	1.35	2.50	2.10	3.85	3.50	1.25	1.95	3.50	7.00	11.0	38.0	
1183	Correcaminos	Alebrijes	Vi	23:59	4.30	2.10	1.40	2.40	1.60	2.20	1.45	1.25	2.20	1.90	3.15	3.90	1.15	1.65	2.55	4.55	8.00	21.0	
1184	San Luis	Juarez FC	Vi	23:59	2.90	1.60	1.20	1.85	1.35	2.00	1.55	1.40	2.75	2.40	4.40	3.20	1.30	2.20	4.15	8.70	14.0	44.0	
1185	Cafetaleros	Cimarrones De	Vi	23:59	3.10	1.70	1.25	1.95	1.40	2.05	1.50	1.35	2.55	2.15	4.00	3.40	1.25	2.00	3.75	7.80	12.0	40.0	
1188	Murcielagos	Venados	Vi	23:59	3.10	1.70	1.25	1.95	1.40	2.05	1.50	1.35	2.55	2.15	4.00	3.40	1.25	2.00	3.75	7.80	12.0	40.0	
				Total goluri prima repriză					Total goluri a doua repriză					Mai multe goluri			Pauză sau Final						
				PR	PR	PR	PR	PR	DR	DR	DR	DR	DR	DR	I>II	I=II	I<II	PsF	PsF	X	PsF	2	
				0-1	2-3	1+	2+	3+	4+	0-1	2-3	1+	2+	3+	4+								
1182	Mineros De Za	Dorados	Vi	23:59	1.35	3.10	1.40	2.90	8.20	16.0	1.60	2.50	1.20	2.15	4.75	13.0	2.95	3.35	2.00	1.61	1.70	3.03	
1183	Correcaminos	Alebrijes	Vi	23:59	1.50	2.65	1.30	2.40	6.40	10.0	1.80	2.25	1.15	1.90	3.70	7.00	3.15	3.20	1.95	1.86	1.80	2.29	
1184	San Luis	Juarez FC	Vi	23:59	1.30	3.40	1.50	3.20	9.20	23.0	1.50	2.70	1.30	2.40	6.00	17.0	3.15	3.20	1.95	1.96	1.58	2.44	
1185	Cafetaleros	Cimarrones De	Vi	23:59	1.35	3.20	1.45	3.05	8.35	18.0	1.55	2.55	1.20	2.20	5.25	17.0	3.15	3.20	1.95	1.77	1.69	2.58	
1188	Murcielagos	Venados	Vi	23:59	1.35	3.20	1.45	3.05	8.35	18.0	1.55	2.55	1.20	2.20	5.25	17.0	3.15	3.20	1.95	1.68	1.69	2.76	
				Pauză - Final					Marchează														
				1-1	1-X	1-2	X-1	X-X	X-2	2-1	2-X	2-2	GM	OM	GN	ON	GG	NG	GG3	GM-	OM-		
																		+	PR1+	PR1+			

Mexic - Liga de Ascenso, Clausura

			Pauză - Final										Marchează									
			1-1	1-X	1-2	X-1	X-X	X-2	2-1	2-X	2-2	GM	OM	GN	ON	GG	NG	GG3	GM+	OM+		
			+	PR1+	PR1+																	
1182	Mineros De Za	Dorados	Vi	23:59	3.20	16.5	33.0	5.00	5.25	7.00	26.0	16.5	6.00	1.20	1.45	3.60	2.35	1.85	1.85	2.25	1.88	2.80
1183	Correcaminos	Alebrijes	Vi	23:59	3.85	15.5	29.0	5.40	4.75	5.90	28.0	16.0	4.80	1.20	1.23	3.60	3.30	1.55	2.30	1.90	1.88	2.10
1184	San Luis	Juarez FC	Vi	23:59	4.30	15.0	28.0	5.60	4.65	5.80	28.0	15.5	4.60	1.30	1.35	2.90	2.70	1.85	1.85	2.50	2.35	2.60
1185	Cafetaleros	Cimarrones De	Vi	23:59	3.55	16.0	31.0	5.30	4.80	6.00	28.0	16.0	5.50	1.25	1.40	3.20	2.50	1.85	1.85	2.30	2.10	2.70
1188	Murcielagos	Venados	Vi	23:59	3.45	16.0	32.0	5.00	5.00	6.50	28.0	16.5	5.70	1.20	1.45	3.60	2.35	1.85	1.85	2.30	2.05	2.75
			Scor corect (Final)										Scor corect (Prima repriză)									
			1:0	2:0	2:1	3:0	0:0	1:1	2:2	0:1	0:2	1:2	0:3	pr1:Cpr	2:0	pr2:1pr	0:0	pr0:1	pr0:2	pr1:2		
1182	Mineros De Za	Dorados	Vi	23:59	6.00	7.00	8.00	18.0	9.24	6.50	17.0	9.50	19.0	15.0	50.0	3.60	9.00	17.0	2.65	5.25	17.0	26.0
1183	Correcaminos	Alebrijes	Vi	23:59	6.50	9.50	8.50	23.0	9.45	6.00	17.0	9.00	13.0	11.0	35.0	4.33	11.0	15.0	3.10	4.67	13.0	17.0
1184	San Luis	Juarez FC	Vi	23:59	7.00	10.0	9.00	25.0	6.62	6.00	17.0	8.50	13.0	11.0	35.0	4.00	13.0	26.0	2.45	4.50	15.0	26.0
1185	Cafetaleros	Cimarrones De	Vi	23:59	6.50	8.00	8.50	19.0	8.16	6.00	17.0	9.50	15.0	13.0	50.0	3.80	10.0	17.0	2.60	4.75	17.0	26.0
1188	Murcielagos	Venados	Vi	23:59	6.50	8.00	8.00	18.0	7.63	6.50	17.0	9.50	18.0	15.0	50.0	3.67	10.0	17.0	2.60	5.00	17.0	26.0
			Winner (final)		Winner (pauză)		Handicap			Primul gol		Victorie dublă		Marchează în ambele reprize								
			W1	W2	Wp1	Wp2	±H	H 1	H X	H 2	PG 1	PG 2	VD 11	VD 22	1D	2D	1N	2N	1D	1N	2D	2N
1182	Mineros De Za	Dorados	Vi	23:59	1.33	2.56	1.27	2.34	-1.0	3.50	3.50	1.75	-	-	5.50	18.5	2.85	4.75	1.32	1.11	11.3	1.37
1183	Correcaminos	Alebrijes	Vi	23:59	1.58	1.96	1.50	1.85	-1.0	4.55	3.65	1.50	-	-	7.15	11.2	2.75	3.10	1.34	1.27	7.10	1.59
1184	San Luis	Juarez FC	Vi	23:59	1.63	1.87	1.46	1.80	-1.0	5.00	3.75	1.45	-	-	8.25	11.5	3.70	4.00	1.19	1.16	12.3	1.29
1185	Cafetaleros	Cimarrones De	Vi	23:59	1.44	2.20	1.38	2.00	-1.0	3.95	3.55	1.60	-	-	6.50	14.0	3.55	5.00	1.21	1.10	14.8	1.24
1188	Murcielagos	Venados	Vi	23:59	1.39	2.37	1.33	2.10	-1.0	3.80	3.55	1.65	-	-	6.00	15.6	3.25	5.25	1.24	1.09	14.2	1.26
			Combinajii Winner																			
			1& 1-2	1& 3+	1& 1-3	1& 4+	1& 2-3	1/1& 3+	1&Pr 2+	1/1& Pr2+	1&G	Pr2+ &Dr1	Pr1+ &Dr2	2& 1-2	2& 3+	2& 1-3	2& 4+	2& 2-3	2/2& 3+	2&Pr 2+		
1182	Mineros De Za	Dorados	Vi	23:59	3.22	3.15	2.25	5.64	3.30	5.11	4.67	7.42	3.40	3.11	2.69	6.19	6.00	4.33	10.8	6.34	9.59	8.97
1183	Correcaminos	Alebrijes	Vi	23:59	4.68	3.20	3.12	4.97	4.29	5.21	4.68	7.39	3.40	2.46	2.21	5.80	4.00	3.86	6.16	5.31	6.49	5.80
1184	San Luis	Juarez FC	Vi	23:59	3.84	4.50	2.80	8.62	4.15	7.75	6.64	11.0	4.50	3.71	3.21	4.39	5.20	3.20	9.85	4.75	8.30	7.59
1185	Cafetaleros	Cimarrones De	Vi	23:59	3.47	3.55	2.49	6.67	3.65	5.82	5.43	8.66	3.70	3.27	2.85	5.29	5.40	3.80	10.2	5.56	9.02	8.27
1188	Murcielagos	Venados	Vi	23:59	3.31	3.40	2.37	6.36	3.47	5.66	5.17	8.42	3.55	3.27	2.85	5.62	5.75	4.03	10.8	5.91	9.34	8.79

Mexic - U20 League

Cod	Gazde	Oaspeti	Zi	Ora	1	X	2	1X	X2	12	PR1	PRX	PR2	PR 1X	PR X2	PR 12	DR1	DRX	DR2	DR 1X	DR X2	DR 12	
1871	Atlas U20	U. Nacional -	Vi	17:00	1.80	3.40	3.80	1.20	1.80	1.20	-	-	-	-	-	-	-	-	-	-	-	-	
1872	Puebla U20	Morelia U20	Vi	17:00	2.25	3.50	2.60	1.35	1.50	1.20	-	-	-	-	-	-	-	-	-	-	-	-	
					TG	TG	TG	TG	TG	TG	TG	TG	TG	TG	TG	TG	TG	TG	TG	TG	TG	TG	TG
					0-1	0-2	0-3	1-2	1-3	2-3	2-4	2-5	3-4	3-5	4-6	2G	2+	3+	4+	5+	6+	7+	
1871	Atlas U20	U. Nacional -	Vi	17:00	4.00	2.00	1.40	2.25	1.50	2.10	1.45	1.25	2.35	1.80	3.00	4.00	1.15	1.70	2.60	3.80	7.60	18.0	
1872	Puebla U20	Morelia U20	Vi	17:00	4.00	2.00	1.40	2.25	1.50	2.10	1.45	1.25	2.35	1.80	3.00	4.00	1.15	1.70	2.60	3.80	7.60	18.0	
					PR	PR	PR	PR	±H	H 1	H X	H 2	W1	W2	Wp1	Wp2	I>II	I=II	I<II	PsF 1	PsF X	PsF 2	
					0-1	2-3	1+	2+															
1871	Atlas U20	U. Nacional -	Vi	17:00	-	-	-	-	-1.0	3.20	3.50	1.80	1.30	2.70	-	-	-	-	-	-	-	-	
1872	Puebla U20	Morelia U20	Vi	17:00	-	-	-	-	-1.0	4.35	3.65	1.50	1.60	1.90	-	-	-	-	-	-	-	-	

Paraguay - Primera Division, Clausura

			Final					Prima repriză					A doua repriză									
			1	X	2	1X	X2	12	PR1	PRX	PR2	PR 1X	PR X2	PR 12	DR1	DRX	DR2	DR 1X	DR X2	DR 12		
3316	Sp.Luqueno	Libertad A.	Vi	23:59	5.10	3.60	1.60	2.11	1.11	1.22	5.80	2.15	2.15	1.50	1.03	1.55	5.03	2.50	1.85	1.71	1.08	1.40
3317	Guarani A.	Independiente	Vi	23:59	1.35	4.50	7.36	1.04	2.79	1.14	1.75	2.50	7.00	-	1.81	1.40	1.60	2.90	6.50	1.03	2.00	1.28
			Total goluri																			
			TG	TG	TG	TG	TG	TG	TG	TG	TG	TG	TG	TG	TG	TG	TG	TG	TG	TG	TG	TG
			0-1	0-2	0-3	1-2	1-3	2-3	2-4	2-5	3-4	3-5	4-6	2G	2+	3+	4+	5+	6+	7+		
3316	Sp.Luqueno	Libertad A.	Vi	23:59	3.10	1.70	1.23	1.95	1.40	2.05	1.52	1.37	2.55	2.15	4.00	3.40	1.25	2.00	3.75	7.80	12.0	40.0
3317	Guarani A.	Independiente	Vi	23:59	4.60	2.20	1.47	2.50	1.63	2.25	1.46	1.27	2.20	1.80	2.95	4.00	1.12	1.60	2.45	4.25	7.50	20.0
			Total goluri prima repriză					Total goluri a doua repriză					Mai multe goluri			Pauză sau Final						
			PR	PR	PR	PR	PR	PR	DR	DR	DR	DR	DR	DR	DR	I>II	I=II	I<II	PsF 1	PsF X	PsF 2	
			0-1	2-3	1+	2+	3+	4+	0-1	2-3	1+	2+	3+	4+								

Paraguay - Primera Division, Clausura

				Total goluri prima repriză					Total goluri a doua repriză					Mai multe goluri			Pauză sau Final							
				PR 0-1	PR 2-3	PR 1+	PR 2+	PR 3+	PR 4+	DR 0-1	DR 2-3	DR 1+	DR 2+	DR 3+	DR 4+	I>II	I=II	I<II	Psf 1	Psf X	Psf 2			
3316	Sp.Luqueno	Libertad A.	Vi	23:59	1.34	3.20	1.43	3.05	8.35	18.0	1.55	2.55	1.21	2.20	5.25	17.0	2.95	3.35	2.00	3.80	1.85	1.45		
3317	Guarani A.	Independiente	Vi	23:59	1.55	2.60	1.24	2.30	6.00	9.50	1.83	2.20	1.13	1.80	3.50	6.50	2.85	3.40	2.05	1.27	2.25	5.00		
				Pauză - Final					Marchează															
				1-1	1-X	1-2	X-1	X-X	X-2	2-1	2-X	2-2	GM	OM	GN	ON	GG	NG	GG3	GM-	OM-			
3316	Sp.Luqueno	Libertad A.	Vi	23:59	9.50	17.0	25.0	11.0	5.75	4.50	35.0	17.0	2.42	1.70	1.12	1.90	4.50	2.00	1.70	2.35	3.00	1.75		
3317	Guarani A.	Independiente	Vi	23:59	1.90	18.0	50.0	4.30	7.00	18.0	28.0	18.0	16.0	1.07	1.70	5.50	1.90	1.85	1.85	2.10	1.47	3.15		
				Scor corect (Final)					Scor corect (Prima repriză)															
				1:0	2:0	2:1	3:0	0:0	1:1	2:2	0:1	0:2	1:2	0:3	pr1:Cpr2:0	pr2:1pr0:0	pr0:1	pr0:2	pr1:2					
3316	Sp.Luqueno	Libertad A.	Vi	23:59	12.0	30.0	21.0	80.0	7.40	7.00	19.0	6.00	6.50	7.50	13.0	6.50	31.0	41.0	2.60	3.25	7.50	17.0		
3317	Guarani A.	Independiente	Vi	23:59	6.50	6.00	8.50	9.50	8.42	9.00	25.0	15.0	40.0	30.0	100	3.10	5.50	15.0	3.25	8.50	41.0	41.0		
				Winner (final)		Winner (pauză)		Handicap			Primul gol		Victorie dublă		Marchează în ambele reprize									
				W1	W2	Wp1	Wp2	±H	H 1	H X	H 2	PG 1	PG 2	VD 11	VD 22	1D	2D	1N	2N	1D	1N	2D	2N	
3316	Sp.Luqueno	Libertad A.	Vi	23:59	3.68	1.16	3.04	1.13	1.0	2.11	3.50	2.60	-	-	29.2	3.98	6.50	2.50	1.04	1.41	13.5	1.37		
3317	Guarani A.	Independiente	Vi	23:59	1.05	5.72	1.05	4.20	-1.0	1.90	3.65	2.79	-	-	2.80	45.5	1.85	7.00	1.75	1.03	10.8	1.68		
				Combinatii Winner																				
				1& 1-2	1& 3+	1& 1-3	1& 4+	1& 2-3	1/1& 3+	1&Pr 2+	1/1& Pr2+	1&G G	Pr2+ &Dr1+	Pr1+ &Dr2+	2& 1-2	2& 3+	2& 1-3	2& 4+	2& 2-3	2&Pr 3+	2&Pr 2+			
3316	Sp.Luqueno	Libertad A.	Vi	23:59	8.43	8.64	6.05	16.2	8.86	15.6	13.2	23.2	10.0	3.30	2.81	2.64	2.71	1.90	5.08	2.78	3.97	4.14		
3317	Guarani A.	Independiente	Vi	23:59	2.86	1.83	1.86	2.80	2.57	2.49	2.63	3.50	2.40	2.32	1.99	15.6	9.98	10.2	15.3	14.0	21.0	14.4		

Australia - NPL, Capital Football

Cod	Gazde	Oaspeti	Zi	Ora	1	X	2	1X	X2	12	PR1	PRX	PR2	PR 1X	PR X2	PR 12	DR1	DRX	DR2	DR 1X	DR X2	DR 12
1197	Riverina Rhin	Cooma Tigers	Vi	23:59	7.00	6.00	1.25	3.20	1.03	1.05	-	-	-	-	-	-	-	-	-	-	-	-
				TG 0-1	TG 0-2	TG 0-3	TG 1-2	TG 1-3	TG 2-3	TG 2-4	TG 2-5	TG 3-4	TG 3-5	TG 4-6	TG 2G	TG 2+	TG 3+	TG 4+	TG 5+	TG 6+	TG 7+	
1197	Riverina Rhin	Cooma Tigers	Vi	23:59	12.0	4.00	2.35	3.15	2.75	2.60	1.50	1.40	2.15	1.65	1.75	6.50	1.01	1.20	1.35	1.75	2.00	3.00
				PR 0-1	PR 2-3	PR 1+	PR 2+	±H	H 1	H X	H 2	W1	W2	Wp1	Wp2	I>II	I=II	I<II	Psf 1	Psf X	Psf 2	
1197	Riverina Rhin	Cooma Tigers	Vi	23:59	-	-	-	-	1.0	3.20	3.80	1.65	5.83	1.04	-	-	-	-	-	-	-	-

Australia - NPL, South Australia

Cod	Gazde	Oaspeti	Zi	Ora	1	X	2	1X	X2	12	PR1	PRX	PR2	PR 1X	PR X2	PR 12	DR1	DRX	DR2	DR 1X	DR X2	DR 12
1198	Adelaide Come	West Adelaide	Vi	13:30	2.20	3.65	2.60	1.35	1.50	1.20	2.60	2.45	3.15	1.20	1.31	1.35	2.50	2.85	2.78	1.33	1.41	1.32
1199	Adelaide Blue	Metrostars	Vi	23:59	5.85	5.00	1.35	2.70	1.05	1.10	5.90	2.80	1.70	1.82	1.01	1.26	5.46	3.30	1.60	2.06	1.08	1.24
1200	Adelaide City	Adelaide Olym	Vi	23:59	1.30	5.75	6.00	1.05	2.90	1.07	1.65	2.95	6.30	-	1.91	1.23	1.55	3.50	5.55	1.07	2.15	1.18
1201	Adelaide Unit	Croydon Kings	Vi	23:59	3.10	4.00	1.85	1.75	1.25	1.15	4.00	2.35	2.30	1.41	1.11	1.39	3.72	2.65	2.15	1.55	1.19	1.36
1211	Campbelltown	Cumberland Un	Vi	23:59	1.20	6.00	9.00	-	3.60	1.05	1.50	2.85	9.50	-	2.08	1.25	1.35	3.65	9.18	-	2.61	1.17
1212	Para Hills Kn	WT Birkalla	Vi	23:59	2.40	4.00	2.25	1.50	1.45	1.15	3.30	2.33	2.65	1.30	1.18	1.40	2.93	2.65	2.55	1.39	1.30	1.36
				TG 0-1	TG 0-2	TG 0-3	TG 1-2	TG 1-3	TG 2-3	TG 2-4	TG 2-5	TG 3-4	TG 3-5	TG 4-6	TG 2G	TG 2+	TG 3+	TG 4+	TG 5+	TG 6+	TG 7+	
1198	Adelaide Come	West Adelaide	Vi	13:30	6.85	2.70	1.65	2.60	1.90	1.98	1.43	1.19	2.20	1.43	2.25	4.20	1.06	1.40	2.00	2.90	4.00	9.00
1199	Adelaide Blue	Metrostars	Vi	23:59	9.50	3.20	2.10	2.95	2.45	2.40	1.47	1.15	2.07	1.33	1.90	4.35	1.02	1.30	1.55	2.20	3.00	5.00
1200	Adelaide City	Adelaide Olym	Vi	23:59	10.0	3.50	2.25	3.00	2.60	2.50	1.48	1.15	2.05	1.25	1.85	4.40	1.02	1.25	1.50	2.00	2.50	4.00
1201	Adelaide Unit	Croydon Kings	Vi	23:59	4.80	2.40	1.52	2.30	1.75	2.25	1.42	1.21	2.25	1.55	2.50	4.05	1.08	1.50	2.20	3.25	5.50	11.0
1211	Campbelltown	Cumberland Un	Vi	23:59	6.85	2.70	1.65	2.60	1.90	1.98	1.43	1.19	2.20	1.43	2.25	4.20	1.06	1.40	2.00	2.90	4.00	9.00
1212	Para Hills Kn	WT Birkalla	Vi	23:59	4.80	2.40	1.52	2.30	1.75	2.25	1.42	1.21	2.25	1.55	2.50	4.05	1.08	1.50	2.20	3.25	5.50	11.0
				PR 0-1	PR 2-3	PR 1+	PR 2+	±H	H 1	H X	H 2	W1	W2	Wp1	Wp2	I>II	I=II	I<II	Psf 1	Psf X	Psf 2	
1198	Adelaide Come	West Adelaide	Vi	13:30	-	-	-	-	-1.0	4.25	3.60	1.50	1.60	1.89	1.54	1.86	3.15	3.20	1.95	1.77	2.12	1.98
1199	Adelaide Blue	Metrostars	Vi	23:59	-	-	-	-	1.0	2.70	3.65	1.90	4.68	1.08	3.79	1.09	2.85	3.40	2.05	3.72	2.41	1.27
1200	Adelaide City	Adelaide Olym	Vi	23:59	-	-	-	-	-1.0	1.85	3.75	2.90	1.07	4.96	1.08	4.16	2.85	3.40	2.05	1.20	2.63	3.87
1201	Adelaide Unit	Croydon Kings	Vi	23:59	-	-	-	-	1.0	1.75	3.50	3.35	2.33	1.39	2.30	1.32	2.95	3.35	2.00	2.39	2.03	1.53

Australia - NPL, South Australia

				PR	PR	PR	PR	±H	H 1	H X	H 2	W1	W2	Wp1	Wp2	I>I	I=I	I<I	Psf 1	Psf X	Psf 2	
				0-1	2-3	1+	2+															
1211	Campbelltown	Cumberland Un	Vi	23:59	-	-	-	-1.0	1.60	3.90	3.60	-	7.50	-	6.17	2.85	3.40	2.05	1.15	2.50	6.22	
1212	Para Hills Kn	WT Birkalla	Vi	23:59	-	-	-	1.0	1.50	3.65	4.35	1.80	1.69	1.88	1.51	3.15	3.20	1.95	1.92	2.13	1.80	
					1-1	1-X	1-2	X-1	X-X	X-2	2-1	2-X	2-2	GM	OM	GN	ON	GG	NG	GG3	GM-	OM-
																				+	PR1+	PR1+
1198	Adelaide Come	West Adelaide	Vi	13:30	3.65	15.5	30.0	5.40	4.75	6.00	28.0	16.0	5.10	-	-	-	-	-	-	-	-	-
1199	Adelaide Blue	Metrostars	Vi	23:59	14.0	18.0	28.0	18.0	7.00	4.30	50.0	18.0	1.85	-	-	-	-	-	-	-	-	-
1200	Adelaide City	Adelaide Olym	Vi	23:59	1.80	19.0	50.0	4.30	7.50	19.0	28.0	19.0	15.0	-	-	-	-	-	-	-	-	-
1201	Adelaide Unit	Croydon Kings	Vi	23:59	6.50	16.5	26.0	7.50	5.50	4.80	33.0	16.5	3.15	-	-	-	-	-	-	-	-	-
1211	Campbelltown	Cumberland Un	Vi	23:59	1.55	21.0	50.0	4.20	8.50	21.5	29.0	20.0	18.0	-	-	-	-	-	-	-	-	-
1212	Para Hills Kn	WT Birkalla	Vi	23:59	5.00	16.0	28.0	5.90	4.75	5.40	29.0	15.5	3.75	-	-	-	-	-	-	-	-	-

Australia - NPL, Western

Cod	Gazde	Oaspeti	Zi	Ora	1	X	2	1X	X2	12	PR1	PRX	PR2	PR	PR	PR	DR1	DRX	DR2	DR	DR	DR
					0-1	0-2	0-3	1-2	1-3	2-3	2-4	2-5	3-4	3-5	4-6	2G	2+	3+	4+	5+	6+	7+
1213	ECU Joondalup	Bayswater Cit	Vi	23:59	2.50	4.00	2.30	1.55	1.45	1.20	3.00	2.55	2.60	1.37	1.27	1.38	2.78	2.85	2.50	1.41	1.33	1.32
1214	Floreat Athen	Armadale SC	Vi	23:59	1.40	4.75	6.50	1.08	2.70	1.15	1.80	2.50	6.00	1.04	1.79	1.40	1.65	3.00	5.80	1.06	1.98	1.30
1215	Mandurah City	Subiaco AFC	Vi	23:59	4.12	4.30	1.65	2.10	1.19	1.18	4.50	2.50	2.05	1.61	1.11	1.40	4.17	2.90	1.90	1.71	1.15	1.30
1216	Perth Glory F	Inglewood Uni	Vi	23:59	6.40	5.30	1.35	2.95	1.08	1.12	5.90	2.80	1.70	1.93	1.04	1.32	5.46	3.30	1.60	2.06	1.08	1.24
1217	Perth SC	Balcatta FC	Vi	23:59	1.15	7.00	15.0	-	4.75	1.07	1.45	2.90	12.0	-	2.38	1.29	1.30	3.85	10.5	-	2.82	1.15
1218	Sorrento FC	Cockburn City	Vi	23:59	1.75	4.00	3.85	1.22	1.95	1.20	2.20	2.35	4.20	1.13	1.52	1.45	2.05	2.75	3.85	1.17	1.60	1.34
1219	Stirling Lion	Joondalup Uni	Vi	23:59	2.00	3.90	3.10	1.30	1.70	1.20	2.40	2.55	3.30	1.22	1.43	1.38	2.30	2.90	3.02	1.28	1.48	1.30
					TG	TG	TG	TG	TG	TG	TG	TG	TG	TG	TG	TG	TG	TG	TG	TG	TG	TG
					0-1	0-2	0-3	1-2	1-3	2-3	2-4	2-5	3-4	3-5	4-6	2G	2+	3+	4+	5+	6+	7+
1213	ECU Joondalup	Bayswater Cit	Vi	23:59	9.50	3.20	2.10	2.95	2.45	2.40	1.47	1.15	2.07	1.33	1.90	4.35	1.02	1.30	1.55	2.20	3.00	5.00
1214	Floreat Athen	Armadale SC	Vi	23:59	4.80	2.40	1.52	2.30	1.75	2.25	1.42	1.21	2.25	1.55	2.50	4.05	1.08	1.50	2.20	3.25	5.50	11.0
1215	Mandurah City	Subiaco AFC	Vi	23:59	6.85	2.70	1.65	2.60	1.90	1.98	1.43	1.19	2.20	1.43	2.25	4.20	1.06	1.40	2.00	2.90	4.00	9.00
1216	Perth Glory F	Inglewood Uni	Vi	23:59	9.50	3.20	2.10	2.95	2.45	2.40	1.47	1.15	2.07	1.33	1.90	4.35	1.02	1.30	1.55	2.20	3.00	5.00
1217	Perth SC	Balcatta FC	Vi	23:59	6.85	2.70	1.65	2.60	1.90	1.98	1.43	1.19	2.20	1.43	2.25	4.20	1.06	1.40	2.00	2.90	4.00	9.00
1218	Sorrento FC	Cockburn City	Vi	23:59	4.70	2.30	1.48	2.55	1.65	2.20	1.44	1.23	2.25	1.60	2.70	4.30	1.12	1.55	2.30	3.45	6.00	12.0
1219	Stirling Lion	Joondalup Uni	Vi	23:59	9.50	3.20	2.10	2.95	2.45	2.40	1.47	1.15	2.07	1.33	1.90	4.35	1.02	1.30	1.55	2.20	3.00	5.00
					PR	PR	PR	PR	±H	H 1	H X	H 2	W1	W2	Wp1	Wp2	I>I	I=I	I<I	Psf 1	Psf X	Psf 2
					0-1	2-3	1+	2+														
1213	ECU Joondalup	Bayswater Cit	Vi	23:59	-	-	-	-	1.0	1.55	3.65	4.55	1.88	1.73	1.82	1.58	3.15	3.20	1.95	1.90	2.25	1.80
1214	Floreat Athen	Armadale SC	Vi	23:59	-	-	-	-	-1.0	2.00	3.60	2.70	1.11	5.13	1.09	3.60	2.85	3.40	2.05	1.35	2.25	3.80
1215	Mandurah City	Subiaco AFC	Vi	23:59	-	-	-	-	1.0	2.10	3.45	2.70	3.16	1.27	2.70	1.23	2.95	3.35	2.00	2.90	2.15	1.45
1216	Perth Glory F	Inglewood Uni	Vi	23:59	-	-	-	-	1.0	2.95	3.65	1.90	5.19	1.10	3.79	1.09	2.85	3.40	2.05	3.80	2.35	1.25
1217	Perth SC	Balcatta FC	Vi	23:59	-	-	-	-	-1.0	1.45	4.00	4.75	-	12.9	-	7.86	2.85	3.40	2.05	1.10	2.50	10.0
1218	Sorrento FC	Cockburn City	Vi	23:59	-	-	-	-	-1.0	3.06	3.45	1.95	1.31	2.89	1.26	2.41	2.95	3.35	2.00	1.50	1.95	2.50
1219	Stirling Lion	Joondalup Uni	Vi	23:59	-	-	-	-	-1.0	3.80	3.55	1.70	1.49	2.31	1.46	2.01	3.15	3.20	1.95	1.60	2.25	2.15
					1-1	1-X	1-2	X-1	X-X	X-2	2-1	2-X	2-2	GM	OM	GN	ON	GG	NG	GG3	GM-	OM-
																				+	PR1+	PR1+
1213	ECU Joondalup	Bayswater Cit	Vi	23:59	4.80	16.0	28.0	5.90	4.75	5.40	29.0	15.5	3.85	-	-	-	-	-	-	-	-	-
1214	Floreat Athen	Armadale SC	Vi	23:59	1.90	17.0	50.0	4.30	6.00	17.0	28.0	18.0	13.5	-	-	-	-	-	-	-	-	-
1215	Mandurah City	Subiaco AFC	Vi	23:59	9.00	17.0	25.0	10.5	5.50	4.50	35.0	17.0	2.50	-	-	-	-	-	-	-	-	-
1216	Perth Glory F	Inglewood Uni	Vi	23:59	14.0	18.0	28.0	18.0	7.00	4.30	50.0	18.0	1.87	-	-	-	-	-	-	-	-	-
1217	Perth SC	Balcatta FC	Vi	23:59	1.50	23.0	55.0	4.10	9.00	23.0	30.0	21.0	20.0	-	-	-	-	-	-	-	-	-
1218	Sorrento FC	Cockburn City	Vi	23:59	2.70	17.0	34.0	4.60	5.50	9.00	25.0	17.0	8.00	-	-	-	-	-	-	-	-	-
1219	Stirling Lion	Joondalup Uni	Vi	23:59	3.45	16.0	32.0	5.00	5.00	6.50	28.0	16.5	5.70	-	-	-	-	-	-	-	-	-

Australia - NPL, Victoria

Cod	Gazde	Oaspeti	Zi	Ora	1	X	2	1X	X2	12	PR1	PRX	PR2	PR	PR	PR	DR1	DRX	DR2	DR	DR	DR
					0-1	0-2	0-3	1-2	1-3	2-3	2-4	2-5	3-4	3-5	4-6	2G	2+	3+	4+	5+	6+	7+
1220	Bentleigh Gre	Heidelberg Un	Vi	13:15	2.15	3.75	2.85	1.35	1.60	1.25	2.65	2.25	3.45	1.20	1.35	1.50	2.45	2.75	2.95	1.30	1.42	1.34
1221	Kingston City	Avondale Heig	Vi	13:30	2.60	3.50	2.45	1.50	1.45	1.25	3.20	2.20	2.90	1.29	1.24	1.52	2.88	2.50	2.75	1.34	1.31	1.41
1223	Melbourne Kni	Green Gully C	Vi	13:30	4.80	4.40	1.55	2.30	1.15	1.17	4.80	2.55	1.95	1.68	1.09	1.38	4.50	3.00	1.80	1.80	1.12	1.29
1225	Oakleigh Cann	Hume City	Vi	13:30	1.85	4.00	3.45	1.25	1.85	1.20	2.35	2.20	4.20	1.13	1.45	1.52	2.15	2.50	4.00	1.16	1.55	1.41
					TG	TG	TG	TG	TG	TG	TG	TG	TG	TG	TG	TG	TG	TG	TG	TG	TG	TG
					0-1	0-2	0-3	1-2	1-3	2-3	2-4	2-5	3-4	3-5	4-6	2G	2+	3+	4+	5+	6+	7+
1220	Bentleigh Gre	Heidelberg Un	Vi	13:15	4.30	2.10	1.43	2.35	1.52	2.15	1.43	1.24	2.30	1.70	2.80	4.30	1.13	1.65	2.45	3.70	7.20	16.0
1221	Kingston City	Avondale Heig	Vi	13:30	4.30	2.10	1.43	2.35	1.52	2.15	1.43	1.24	2.30	1.70	2.80	4.30	1.13	1.65	2.45	3.70	7.20	16.0
1223	Melbourne Kni	Green Gully C	Vi	13:30	6.85	2.70	1.65	2.60	1.90	1.98	1.43	1.19	2.20	1.43								

Australia - NPL, Victoria

					PR	PR	PR	PR	±H	H 1	H X	H 2	W1	W2	Wp1	Wp2	I>II	I=II	I<II	Psf 1	Psf X	Psf 2
					0-1	2-3	1+	2+														
1220	Bentleigh Gre	Heidelberg Un	Vi	13:15	-	-	-	-	-1.0	4.15	3.55	1.60	1.58	2.09	1.47	1.92	3.15	3.20	1.95	1.75	1.95	2.15
1221	Kingston City	Avondale Heig	Vi	13:30	-	-	-	-	1.0	1.50	3.75	5.00	1.86	1.75	1.75	1.58	3.15	3.20	1.95	2.00	1.90	1.90
1223	Melbourne Kni	Green Gully C	Vi	13:30	-	-	-	-	1.0	2.30	3.50	2.45	3.71	1.20	2.92	1.19	2.95	3.35	2.00	3.00	2.25	1.40
1225	Oakleigh Cann	Hume City	Vi	13:30	-	-	-	-	-1.0	3.35	3.50	1.85	1.39	2.59	1.28	2.29	2.95	3.35	2.00	1.55	1.90	2.50
					1-1	1-X	1-2	X-1	X-X	X-2	2-1	2-X	2-2	GM	OM	GN	ON	GG	NG	GG3	GM-	OM-
																				+	PR1+	PR1+
1220	Bentleigh Gre	Heidelberg Un	Vi	13:15	3.60	15.5	30.0	5.30	4.80	6.00	28.0	16.0	5.25	-	-	-	-	-	-	-	-	-
1221	Kingston City	Avondale Heig	Vi	13:30	4.60	15.5	28.0	5.80	4.65	5.60	28.0	15.0	4.30	-	-	-	-	-	-	-	-	-
1223	Melbourne Kni	Green Gully C	Vi	13:30	11.0	17.0	25.0	13.0	5.75	4.40	40.0	17.0	2.30	-	-	-	-	-	-	-	-	-
1225	Oakleigh Cann	Hume City	Vi	13:30	3.10	16.5	33.0	4.80	5.50	7.50	26.0	16.5	6.50	-	-	-	-	-	-	-	-	-

Australia - NPL, Tasmania

Cod	Gazde	Oaspeti	Zi	Ora	1	X	2	1X	X2	12	PR1	PRX	PR2	PR	PR	PR	DR1	DRX	DR2	DR	DR	DR
														1X	X2	12				1X	X2	12
1226	Tilford Zebra	Olympia FC	Vi	13:00	2.50	4.00	2.15	1.55	1.40	1.15	-	-	-	-	-	-	-	-	-	-	-	-
1227	Devonport Str	Northern Rang	Vi	23:59	1.20	7.00	8.00	1.02	3.60	1.03	-	-	-	-	-	-	-	-	-	-	-	-
1228	Launceston Ci	Clarence Unit	Vi	23:59	1.75	4.50	3.20	1.25	1.85	1.12	-	-	-	-	-	-	-	-	-	-	-	-
					TG	TG	TG	TG	TG	TG	TG	TG	TG	TG	TG	TG	TG	TG	TG	TG	TG	TG
					0-1	0-2	0-3	1-2	1-3	2-3	2-4	2-5	3-4	3-5	4-6	2G	2+	3+	4+	5+	6+	7+
1226	Tilford Zebra	Olympia FC	Vi	13:00	4.80	2.40	1.52	2.30	1.75	2.25	1.42	1.21	2.25	1.55	2.50	4.05	1.08	1.50	2.20	3.25	5.50	11.0
1227	Devonport Str	Northern Rang	Vi	23:59	-	4.75	-	-	-	-	-	-	-	-	-	-	-	1.15	-	-	-	-
1228	Launceston Ci	Clarence Unit	Vi	23:59	9.50	3.20	2.10	2.95	2.45	2.40	1.47	1.15	2.07	1.33	1.90	4.35	1.02	1.30	1.55	2.20	3.00	5.00
					PR	PR	PR	PR	±H	H 1	H X	H 2	W1	W2	Wp1	Wp2	I>II	I=II	I<II	Psf 1	Psf X	Psf 2
					0-1	2-3	1+	2+														
1226	Tilford Zebra	Olympia FC	Vi	13:00	-	-	-	-	1.0	1.55	3.55	4.10	1.88	1.61	-	-	-	-	-	-	-	-
1227	Devonport Str	Northern Rang	Vi	23:59	-	-	-	-	-1.0	1.55	3.90	3.60	1.03	6.85	-	-	-	-	-	-	-	-
1228	Launceston Ci	Clarence Unit	Vi	23:59	-	-	-	-	-1.0	3.05	3.45	1.85	1.36	2.49	-	-	-	-	-	-	-	-

Australia - NPL, Northern New South Wales

Cod	Gazde	Oaspeti	Zi	Ora	1	X	2	1X	X2	12	PR1	PRX	PR2	PR	PR	PR	DR1	DRX	DR2	DR	DR	DR
														1X	X2	12				1X	X2	12
1229	Adamstown Ros	Charlestown C	Vi	23:59	2.50	4.00	2.15	1.55	1.40	1.15	-	-	-	-	-	-	-	-	-	-	-	-
1230	Edgeworth FC	Weston Worker	Vi	23:59	1.10	8.00	13.0	-	5.00	1.01	-	-	-	-	-	-	-	-	-	-	-	-
					TG	TG	TG	TG	TG	TG	TG	TG	TG	TG	TG	TG	TG	TG	TG	TG	TG	TG
					0-1	0-2	0-3	1-2	1-3	2-3	2-4	2-5	3-4	3-5	4-6	2G	2+	3+	4+	5+	6+	7+
1229	Adamstown Ros	Charlestown C	Vi	23:59	6.85	2.70	1.65	2.60	1.90	1.98	1.43	1.19	2.20	1.43	2.25	4.20	1.06	1.40	2.00	2.90	4.00	9.00
1230	Edgeworth FC	Weston Worker	Vi	23:59	9.50	3.20	2.10	2.95	2.45	2.40	1.47	1.15	2.07	1.33	1.90	4.35	1.02	1.30	1.55	2.20	3.00	5.00
					PR	PR	PR	PR	±H	H 1	H X	H 2	W1	W2	Wp1	Wp2	I>II	I=II	I<II	Psf 1	Psf X	Psf 2
					0-1	2-3	1+	2+														
1229	Adamstown Ros	Charlestown C	Vi	23:59	-	-	-	-	1.0	1.55	3.55	4.15	1.85	1.60	-	-	-	-	-	-	-	-
1230	Edgeworth FC	Weston Worker	Vi	23:59	-	-	-	-	-1.0	1.35	4.40	5.00	-	11.4	-	-	-	-	-	-	-	-

Australia - Brisbane Premier League, Feminin

Cod	Gazde	Oaspeti	Zi	Ora	1	X	2	1X	X2	12	PR1	PRX	PR2	PR	PR	PR	DR1	DRX	DR2	DR	DR	DR
														1X	X2	12				1X	X2	12
1386	Capalaba Fc (Pine Hills (F	Vi	13:30	1.20	6.00	9.00	-	3.60	1.05	-	-	-	-	-	-	-	-	-	-	-	-
1387	The Gap (F)	Virginia Utd	Vi	13:30	1.75	4.00	3.40	1.22	1.85	1.16	-	-	-	-	-	-	-	-	-	-	-	-
1389	Peninsula Pow	Annerley (F)	Vi	23:59	2.15	4.00	2.50	1.40	1.55	1.15	-	-	-	-	-	-	-	-	-	-	-	-
					TG	TG	TG	TG	TG	TG	TG	TG	TG	TG	TG	TG	TG	TG	TG	TG	TG	TG
					0-1	0-2	0-3	1-2	1-3	2-3	2-4	2-5	3-4	3-5	4-6	2G	2+	3+	4+	5+	6+	7+
1386	Capalaba Fc (Pine Hills (F	Vi	13:30	12.0	4.00	2.35	3.15	2.75	2.60	1.50	1.40	2.15	1.65	1.75	6.50	1.01	1.20	1.40	1.85	2.30	3.50
1387	The Gap (F)	Virginia Utd	Vi	13:30	6.85	2.70	1.65	2.60	1.90	1.98	1.43	1.19	2.20	1.43	2.25	4.20	1.06	1.40	2.00	2.90	4.00	9.00
1389	Peninsula Pow	Annerley (F)	Vi	23:59	6.85	2.70	1.65	2.60	1.90	1.98	1.43	1.19	2.20	1.43	2.25	4.20	1.06	1.40	2.00	2.90	4.00	9.00
					PR	PR	PR	PR	±H	H 1	H X	H 2	W1	W2	Wp1	Wp2	I>II	I=II	I<II	Psf 1	Psf X	Psf 2
					0-1	2-3	1+	2+														
1386	Capalaba Fc (Pine Hills (F	Vi	13:30	-	-	-	-	-1.0	1.60	3.90	3.60	-	7.50	-	-	-	-	-	-	-	-
1387	The Gap (F)	Virginia Utd	Vi	13:30	-	-	-	-	-1.0	3.06	3.45	1.85	1.31	2.55	-	-	-	-	-	-	-	-
1389	Peninsula Pow	Annerley (F)	Vi	23:59	-	-	-	-	-1.0	4.15	3.55	1.55	1.61	1.88	-	-	-	-	-	-	-	-

Australia - U20 Victoria Premier League

Australia - U20 Victoria Premier League

Cod	Gazde	Oaspeti	Zi	Ora	1	X	2	1X	X2	12	PR1	PRX	PR2	PR	PR	PR	DR1	DRX	DR2	DR	DR	DR
														1X	X2	12				1X	X2	12
1334	Bentleigh Gre	Heidelberg Un	Vi	11:15	2.75	4.00	2.00	1.65	1.35	1.15	-	-	-	-	-	-	-	-	-	-	-	-
1335	Melbourne Kni	Green Gully C	Vi	11:15	1.55	4.50	4.10	1.15	2.15	1.12	-	-	-	-	-	-	-	-	-	-	-	-
1336	Oakleigh Cann	Hume City U20	Vi	11:15	2.00	4.00	2.75	1.35	1.65	1.15	-	-	-	-	-	-	-	-	-	-	-	-
1337	Kingston City	Avondale U20	Vi	11:30	2.25	4.00	2.40	1.45	1.50	1.15	-	-	-	-	-	-	-	-	-	-	-	-
1338	Pascoe Vale U	South Melbour	Vi	23:59	3.00	4.30	1.85	1.75	1.30	1.15	-	-	-	-	-	-	-	-	-	-	-	-
					TG	TG	TG	TG	TG	TG	TG	TG	TG	TG	TG	TG	TG	TG	TG	TG	TG	TG
					0-1	0-2	0-3	1-2	1-3	2-3	2-4	2-5	3-4	3-5	4-6	2G	2+	3+	4+	5+	6+	7+
1334	Bentleigh Gre	Heidelberg Un	Vi	11:15	9.50	3.20	2.10	2.95	2.45	2.40	1.47	1.15	2.07	1.33	1.90	4.35	1.02	1.30	1.55	2.20	3.00	5.00
1335	Melbourne Kni	Green Gully C	Vi	11:15	9.50	3.20	2.10	2.95	2.45	2.40	1.47	1.15	2.07	1.33	1.90	4.35	1.02	1.30	1.55	2.20	3.00	5.00
1336	Oakleigh Cann	Hume City U20	Vi	11:15	4.80	2.40	1.52	2.30	1.75	2.25	1.42	1.21	2.25	1.55	2.50	4.05	1.08	1.50	2.20	3.25	5.50	11.0
1337	Kingston City	Avondale U20	Vi	11:30	6.85	2.70	1.65	2.60	1.90	1.98	1.43	1.19	2.20	1.43	2.25	4.20	1.06	1.40	2.00	2.90	4.00	9.00
1338	Pascoe Vale U	South Melbour	Vi	23:59	6.85	2.70	1.65	2.60	1.90	1.98	1.43	1.19	2.20	1.43	2.25	4.20	1.06	1.40	2.00	2.90	4.00	9.00
					PR	PR	PR	PR	±H	H 1	H X	H 2	W1	W2	Wp1	Wp2	> I	I=II	< I	Psf 1	Psf X	Psf 2
					0-1	2-3	1+	2+														
1334	Bentleigh Gre	Heidelberg Un	Vi	11:15	-	-	-	-	1.0	1.65	3.55	3.80	2.06	1.50	-	-	-	-	-	-	-	-
1335	Melbourne Kni	Green Gully C	Vi	11:15	-	-	-	-	-1.0	2.45	3.50	2.15	1.21	3.19	-	-	-	-	-	-	-	-
1336	Oakleigh Cann	Hume City U20	Vi	11:15	-	-	-	-	-1.0	3.80	3.55	1.65	1.50	2.06	-	-	-	-	-	-	-	-
1337	Kingston City	Avondale U20	Vi	11:30	-	-	-	-	-1.0	4.35	3.65	1.50	1.69	1.80	-	-	-	-	-	-	-	-
1338	Pascoe Vale U	South Melbour	Vi	23:59	-	-	-	-	1.0	1.75	3.50	3.35	2.30	1.42	-	-	-	-	-	-	-	-

Australia - U20 Western Australian Premier League

Cod	Gazde	Oaspeti	Zi	Ora	1	X	2	1X	X2	12	PR1	PRX	PR2	PR	PR	PR	DR1	DRX	DR2	DR	DR	DR
														1X	X2	12				1X	X2	12
1350	ECU Joondalup	Bayswater Cit	Vi	23:59	4.00	4.20	1.60	2.05	1.17	1.15	-	-	-	-	-	-	-	-	-	-	-	-
1352	Floreath Athen	Armadale U20	Vi	23:59	3.00	4.30	1.85	1.75	1.30	1.15	-	-	-	-	-	-	-	-	-	-	-	-
1362	Perth U20	Balcatta U20	Vi	23:59	1.05	10.0	17.0	-	6.30	-	-	-	-	-	-	-	-	-	-	-	-	-
1364	Sorrento U20	Cockburn City	Vi	23:59	3.35	4.50	1.70	1.90	1.25	1.12	-	-	-	-	-	-	-	-	-	-	-	-
1365	Stirling Lion	Joondalup U20	Vi	23:59	1.35	5.00	5.85	1.05	2.70	1.10	-	-	-	-	-	-	-	-	-	-	-	-
					TG	TG	TG	TG	TG	TG	TG	TG	TG	TG	TG	TG	TG	TG	TG	TG	TG	TG
					0-1	0-2	0-3	1-2	1-3	2-3	2-4	2-5	3-4	3-5	4-6	2G	2+	3+	4+	5+	6+	7+
1350	ECU Joondalup	Bayswater Cit	Vi	23:59	10.0	3.50	2.25	3.00	2.60	2.50	1.48	1.15	2.05	1.25	1.85	4.40	1.02	1.25	1.50	2.00	2.50	4.00
1352	Floreath Athen	Armadale U20	Vi	23:59	9.50	3.20	2.10	2.95	2.45	2.40	1.47	1.15	2.07	1.33	1.90	4.35	1.02	1.30	1.55	2.20	3.00	5.00
1362	Perth U20	Balcatta U20	Vi	23:59	-	4.75	-	-	-	-	-	-	-	-	-	-	1.15	-	-	-	-	-
1364	Sorrento U20	Cockburn City	Vi	23:59	9.50	3.20	2.10	2.95	2.45	2.40	1.47	1.15	2.07	1.33	1.90	4.35	1.02	1.30	1.55	2.20	3.00	5.00
1365	Stirling Lion	Joondalup U20	Vi	23:59	10.0	3.50	2.25	3.00	2.60	2.50	1.48	1.15	2.05	1.25	1.85	4.40	1.02	1.25	1.50	2.00	2.50	4.00
					PR	PR	PR	PR	±H	H 1	H X	H 2	W1	W2	Wp1	Wp2	> I	I=II	< I	Psf 1	Psf X	Psf 2
					0-1	2-3	1+	2+														
1350	ECU Joondalup	Bayswater Cit	Vi	23:59	-	-	-	-	1.0	2.05	3.50	2.60	3.05	1.22	-	-	-	-	-	-	-	-
1352	Floreath Athen	Armadale U20	Vi	23:59	-	-	-	-	1.0	1.85	3.50	3.35	2.30	1.42	-	-	-	-	-	-	-	-
1362	Perth U20	Balcatta U20	Vi	23:59	-	-	-	-	-1.0	1.18	6.00	6.30	-	15.3	-	-	-	-	-	-	-	-
1364	Sorrento U20	Cockburn City	Vi	23:59	-	-	-	-	1.0	1.90	3.45	2.90	2.61	1.32	-	-	-	-	-	-	-	-
1365	Stirling Lion	Joondalup U20	Vi	23:59	-	-	-	-	-1.0	1.90	3.65	2.70	1.08	4.70	-	-	-	-	-	-	-	-

Australia - U20 NSW Premier League

Cod	Gazde	Oaspeti	Zi	Ora	1	X	2	1X	X2	12	PR1	PRX	PR2	PR	PR	PR	DR1	DRX	DR2	DR	DR	DR
														1X	X2	12				1X	X2	12
1375	Bonnyrigg W.E	Wollongong U2	Vi	23:59	1.75	4.20	3.30	1.25	1.85	1.15	-	-	-	-	-	-	-	-	-	-	-	-
1376	Hakoah Sydney	Parramatta U2	Vi	23:59	1.20	6.00	9.00	-	3.60	1.05	-	-	-	-	-	-	-	-	-	-	-	-
					TG	TG	TG	TG	TG	TG	TG	TG	TG	TG	TG	TG	TG	TG	TG	TG	TG	TG
					0-1	0-2	0-3	1-2	1-3	2-3	2-4	2-5	3-4	3-5	4-6	2G	2+	3+	4+	5+	6+	7+
1375	Bonnyrigg W.E	Wollongong U2	Vi	23:59	6.85	2.70	1.65	2.60	1.90	1.98	1.43	1.19	2.20	1.43	2.25	4.20	1.06	1.40	2.00	2.90	4.00	9.00
1376	Hakoah Sydney	Parramatta U2	Vi	23:59	9.50	3.20	2.10	2.95	2.45	2.40	1.47	1.15	2.07	1.33	1.90	4.35	1.02	1.30	1.55	2.20	3.00	5.00
					PR	PR	PR	PR	±H	H 1	H X	H 2	W1	W2	Wp1	Wp2	> I	I=II	< I	Psf 1	Psf X	Psf 2
					0-1	2-3	1+	2+														
1375	Bonnyrigg W.E	Wollongong U2	Vi	23:59	-	-	-	-	-1.0	3.05	3.45	1.85	1.33	2.51	-	-	-	-	-	-	-	-
1376	Hakoah Sydney	Parramatta U2	Vi	23:59	-	-	-	-	-1.0	1.55	3.90	3.60	-	7.50	-	-	-	-	-	-	-	-

Australia - U20 Queensland National Premier League

Cod	Gazde	Oaspeti	Zi	Ora	1	X	2	1X	X2	12	PR1	PRX	PR2	PR	PR	PR	DR1	DRX	DR2	DR	DR	DR
														1X	X2	12				1X	X2	12
1385	SWQ Thunder U	Brisbane Olym	Vi	23:59	6.00	7.00	1.25	3.20	1.05	1.03	-	-	-	-	-	-	-	-	-	-	-	-

Australia - U20 Queensland National Premier League

				PR	PR	PR	PR	±H	H 1	H X	H 2	W1	W2	Wp1	Wp2	I>II	I=II	I<II	Psf 1	Psf X	Psf 2
				0-1	2-3	1+	2+														

1385	SWQ Thunder U	Brisbane Olym	Vi	23:59	-	-	-	-	1.0	3.20	3.80	1.65	5.14	1.07	-	-	-	-	-	-	-
------	---------------	---------------	----	-------	---	---	---	---	-----	------	------	------	------	------	---	---	---	---	---	---	---

Australia - Victoria NPL2 Vest & Est

Cod	Gazde	Oaspeti	Zi	Ora	1	X	2	1X	X2	12	PR1	PRX	PR2	PR	PR	PR	DR1	DRX	DR2	DR	DR	DR
					0-1	0-2	0-3	1-2	1-3	2-3	2-4	2-5	3-4	3-5	4-6	2G	2+	3+	4+	5+	6+	7+

1313	Eastern Lions	Richmond SC	Vi	23:59	2.55	3.75	2.20	1.50	1.40	1.18	-	-	-	-	-	-	-	-	-	-	-	-
1403	Box Hill Unit	Springvale Wh	Vi	23:59	2.20	4.20	2.40	1.45	1.50	1.15	-	-	-	-	-	-	-	-	-	-	-	-
1408	Brunswick Cit	Sunshine Geor	Vi	23:59	2.70	3.75	2.10	1.60	1.35	1.18	-	-	-	-	-	-	-	-	-	-	-	-
1418	Dandenong Thu	Goulburn Vall	Vi	23:59	1.30	5.00	7.00	1.03	2.90	1.10	-	-	-	-	-	-	-	-	-	-	-	-
1419	Melbourne Vic	Werribee City	Vi	23:59	2.25	3.75	2.50	1.40	1.50	1.18	-	-	-	-	-	-	-	-	-	-	-	-
1420	Moreland City	Whittlesea Ra	Vi	23:59	1.60	4.20	4.00	1.15	2.00	1.15	-	-	-	-	-	-	-	-	-	-	-	-
1421	Murray Utd.	Dandenong Cit	Vi	23:59	6.00	5.00	1.35	2.70	1.05	1.10	-	-	-	-	-	-	-	-	-	-	-	-
1422	Northcote Cit	Moreland Zebr	Vi	23:59	2.10	3.75	2.70	1.35	1.60	1.18	-	-	-	-	-	-	-	-	-	-	-	-

					PR	PR	PR	PR	±H	H 1	H X	H 2	W1	W2	Wp1	Wp2	I>II	I=II	I<II	Psf 1	Psf X	Psf 2
					0-1	2-3	1+	2+														

1313	Eastern Lions	Richmond SC	Vi	23:59	4.80	2.40	1.52	2.30	1.75	2.25	1.42	1.21	2.25	1.55	2.50	4.05	1.08	1.50	2.20	3.25	5.50	11.0
1403	Box Hill Unit	Springvale Wh	Vi	23:59	9.50	3.20	2.10	2.95	2.45	2.40	1.47	1.15	2.07	1.33	1.90	4.35	1.02	1.30	1.55	2.20	3.00	5.00
1408	Brunswick Cit	Sunshine Geor	Vi	23:59	4.70	2.30	1.48	2.55	1.65	2.20	1.44	1.23	2.25	1.60	2.70	4.30	1.12	1.55	2.30	3.45	6.00	12.0
1418	Dandenong Thu	Goulburn Vall	Vi	23:59	10.0	3.50	2.25	3.00	2.60	2.50	1.48	1.15	2.05	1.25	1.85	4.40	1.02	1.25	1.50	2.00	2.50	4.00
1419	Melbourne Vic	Werribee City	Vi	23:59	4.70	2.30	1.48	2.55	1.65	2.20	1.44	1.23	2.25	1.60	2.70	4.30	1.12	1.55	2.30	3.45	6.00	12.0
1420	Moreland City	Whittlesea Ra	Vi	23:59	8.00	3.00	1.80	2.75	2.10	2.15	1.45	1.17	2.10	1.40	2.05	4.30	1.03	1.35	1.80	2.65	3.50	7.00
1421	Murray Utd.	Dandenong Cit	Vi	23:59	9.50	3.20	2.10	2.95	2.45	2.40	1.47	1.15	2.07	1.33	1.90	4.35	1.02	1.30	1.55	2.20	3.00	5.00
1422	Northcote Cit	Moreland Zebr	Vi	23:59	4.80	2.40	1.52	2.30	1.75	2.25	1.42	1.21	2.25	1.55	2.50	4.05	1.08	1.50	2.20	3.25	5.50	11.0

Australia - NPL, South Australia, Premier League Feminin

Cod	Gazde	Oaspeti	Zi	Ora	1	X	2	1X	X2	12	PR1	PRX	PR2	PR	PR	PR	DR1	DRX	DR2	DR	DR	DR
					0-1	0-2	0-3	1-2	1-3	2-3	2-4	2-5	3-4	3-5	4-6	2G	2+	3+	4+	5+	6+	7+

1432	Metro United	Adelaide Univ	Vi	11:45	2.55	3.75	2.15	1.55	1.35	1.18	-	-	-	-	-	-	-	-	-	-	-	-
1433	West Adelaide	Campbelltown	Vi	11:45	1.01	15.0	20.0	-	8.25	-	-	-	-	-	-	-	-	-	-	-	-	-
1434	Adelaide City	Salisbury (F)	Vi	13:30	1.01	15.0	20.0	-	8.25	-	-	-	-	-	-	-	-	-	-	-	-	-
1444	Cumberland Un	Fulham United	Vi	13:30	3.15	4.20	1.80	1.80	1.25	1.15	-	-	-	-	-	-	-	-	-	-	-	-

					PR	PR	PR	PR	±H	H 1	H X	H 2	W1	W2	Wp1	Wp2	I>II	I=II	I<II	Psf 1	Psf X	Psf 2
					0-1	2-3	1+	2+														

1432	Metro United	Adelaide Univ	Vi	11:45	-	-	-	-	1.0	1.55	3.55	4.15	1.87	1.58	-	-	-	-	-	-	-	-
1433	West Adelaide	Campbelltown	Vi	11:45	-	-	-	-	-1.0	1.05	10.0	8.25	-	18.0	-	-	-	-	-	-	-	-
1434	Adelaide City	Salisbury (F)	Vi	13:30	-	-	-	-	-1.0	1.05	10.0	8.25	-	18.0	-	-	-	-	-	-	-	-
1444	Cumberland Un	Fulham United	Vi	13:30	-	-	-	-	1.0	1.80	3.50	3.20	2.40	1.37	-	-	-	-	-	-	-	-

Kenya - Premier League

Cod	Gazde	Oaspeti	Zi	Ora	1	X	2	1X	X2	12	PR1	PRX	PR2	PR	PR	PR	DR1	DRX	DR2	DR	DR	DR
					0-1	0-2	0-3	1-2	1-3	2-3	2-4	2-5	3-4	3-5	4-6	2G	2+	3+	4+	5+	6+	7+

3307	Sony Sugar FC	Bandari FC	Vi	15:00	2.50	2.75	2.88	1.31	1.41	1.34	-	-	-	-	-	-	-	-	-	-	-	-
------	---------------	------------	----	-------	------	------	------	------	------	------	---	---	---	---	---	---	---	---	---	---	---	---

3307	Sony Sugar FC	Bandari FC	Vi	15:00	2.65	1.50	1.15	1.75	1.33	2.00	1.60	1.44	2.95	2.55	5.00	3.10	1.35	2.40	4.70	10.0	16.0	48.0
------	---------------	------------	----	-------	------	------	------	------	------	------	------	------	------	------	------	------	------	------	------	------	------	------

Kenya - Premier League

	PR 0-1	PR 2-3	PR 1+	PR 2+	±H	H 1	H X	H 2	W1	W2	Wp1	Wp2	I>II	I=II	I<II	Psf 1	Psf X	Psf 2
3307 Sony Sugar FC Bandari FC Vi 15:00	-	-	-	-	-1.0	5.31	3.70	1.41	1.59	1.83	-	-	-	-	-	-	-	-

Bangladesh - Premier League

Cod	Gazde	Oaspeti	Zi	Ora	1	X	2	1X	X2	12	PR1	PRX	PR2	PR 1X	PR X2	PR 12	DR1	DRX	DR2	DR 1X	DR X2	DR 12
1688	Abahani Dhaka	Saif Sporting	Vi	13:30	1.35	4.20	7.50	1.02	2.70	1.15	-	-	-	-	-	-	-	-	-	-	-	-
1693	Sheikh Jamal	Mohammedan DfVi	Vi	15:45	1.75	3.15	4.50	1.12	1.85	1.25	-	-	-	-	-	-	-	-	-	-	-	-
					TG 0-1	TG 0-2	TG 0-3	TG 1-2	TG 1-3	TG 2-3	TG 2-4	TG 2-5	TG 3-4	TG 3-5	TG 4-6	TG 2G	TG 2+	TG 3+	TG 4+	TG 5+	TG 6+	TG 7+
1688	Abahani Dhaka	Saif Sporting	Vi	13:30	3.20	1.95	1.37	1.95	1.47	1.94	1.38	1.25	2.36	1.85	3.00	3.70	1.18	1.75	2.65	3.90	9.00	20.0
1693	Sheikh Jamal	Mohammedan DfVi	Vi	15:45	3.19	1.85	1.35	1.90	1.45	1.94	1.37	1.26	2.40	1.90	3.00	3.60	1.20	1.85	2.70	3.90	8.00	22.0
					PR 0-1	PR 2-3	PR 1+	PR 2+	±H	H 1	H X	H 2	W1	W2	Wp1	Wp2	I>II	I=II	I<II	Psf 1	Psf X	Psf 2
1688	Abahani Dhaka	Saif Sporting	Vi	13:30	-	-	-	-	-1.0	1.90	3.65	2.70	1.03	5.71	-	-	-	-	-	-	-	-
1693	Sheikh Jamal	Mohammedan DfVi	Vi	15:45	-	-	-	-	-1.0	3.05	3.45	1.85	1.19	3.07	-	-	-	-	-	-	-	-

Brunei - Super League

Cod	Gazde	Oaspeti	Zi	Ora	1	X	2	1X	X2	12	PR1	PRX	PR2	PR 1X	PR X2	PR 12	DR1	DRX	DR2	DR 1X	DR X2	DR 12
1759	Jerudong FC	Tabuan Muda	Vi	15:15	4.00	4.25	1.60	2.05	1.15	1.13	-	-	-	-	-	-	-	-	-	-	-	-
					TG 0-1	TG 0-2	TG 0-3	TG 1-2	TG 1-3	TG 2-3	TG 2-4	TG 2-5	TG 3-4	TG 3-5	TG 4-6	TG 2G	TG 2+	TG 3+	TG 4+	TG 5+	TG 6+	TG 7+
1759	Jerudong FC	Tabuan Muda	Vi	15:15	6.85	2.70	1.65	2.60	1.90	1.98	1.43	1.19	2.20	1.43	2.25	4.20	1.06	1.40	2.00	2.90	4.00	9.00
					PR 0-1	PR 2-3	PR 1+	PR 2+	±H	H 1	H X	H 2	W1	W2	Wp1	Wp2	I>II	I=II	I<II	Psf 1	Psf X	Psf 2
1759	Jerudong FC	Tabuan Muda	Vi	15:15	-	-	-	-	1.0	2.05	3.50	2.60	3.06	1.22	-	-	-	-	-	-	-	-

China - Chinese Super League

Cod	Gazde	Oaspeti	Zi	Ora	Final					Prima repriză					A doua repriză									
					1	X	2	1X	X2	12	PR1	PRX	PR2	PR 1X	PR X2	PR 12	DR1	DRX	DR2	DR 1X	DR X2	DR 12		
3228	Henan Jianye	Beijing Guoan	Vi	14:35	2.90	3.20	2.50	1.45	1.30	1.25	3.60	2.05	2.90	1.26	1.16	1.56	3.20	2.40	2.70	1.37	1.27	1.42		
					Total goluri																			
					TG 0-1	TG 0-2	TG 0-3	TG 1-2	TG 1-3	TG 2-3	TG 2-4	TG 2-5	TG 3-4	TG 3-5	TG 4-6	TG 2G	TG 2+	TG 3+	TG 4+	TG 5+	TG 6+	TG 7+		
3228	Henan Jianye	Beijing Guoan	Vi	14:35	3.00	1.65	1.19	1.90	1.38	2.05	1.54	1.38	2.65	2.25	4.20	3.30	1.28	2.10	3.95	8.20	13.0	42.0		
					Total goluri prima repriză					Total goluri a doua repriză					Mai multe goluri			Pauză sau Final						
					PR 0-1	PR 2-3	PR 1+	PR 2+	PR 3+	PR 4+	DR 0-1	DR 2-3	DR 1+	DR 2+	DR 3+	DR 4+	I>II	I=II	I<II	Psf 1	Psf X	Psf 2		
3228	Henan Jianye	Beijing Guoan	Vi	14:35	1.32	3.30	1.45	3.15	8.65	20.0	1.53	2.60	1.22	2.30	5.50	17.0	3.15	3.20	1.95	2.27	1.70	1.86		
					Pauză - Final					Marchează														
					1-1	1-X	1-2	X-1	X-X	X-2	2-1	2-X	2-2	GM	OM	GN	ON	GG	NG	GG3	GM- +	OM- PR1+		
3228	Henan Jianye	Beijing Guoan	Vi	14:35	5.00	16.0	28.0	5.90	4.75	5.40	28.0	15.0	4.30	1.35	1.25	2.70	3.30	1.85	1.85	2.40	2.50	2.25		
					Scor corect (Final)										Scor corect (Prima repriză)									
					1:0	2:0	2:1	3:0	0:0	1:1	2:2	0:1	0:2	1:2	0:3	pr1:Cpr2:0	pr2:1pr0:0	pr0:1pr0:2	pr1:2					
3228	Henan Jianye	Beijing Guoan	Vi	14:35	8.50	13.0	11.0	35.0	8.91	6.00	17.0	7.00	9.50	8.50	23.0	4.50	15.0	21.0	2.60	4.00	12.0	21.0		
					Winner (final)		Winner (pauză)		Handicap			Primul gol		Victorie dublă		Marchează în ambele reprize								
					W1	W2	Wp1	Wp2	±H	H 1	H X	H 2	PG 1	PG 2	VD 11	VD 22	1D	2D	1N	2N	1D 2D	1N 2N		
3228	Henan Jianye	Beijing Guoan	Vi	14:35	1.89	1.62	1.84	1.49	1.0	1.45	3.70	4.70	-	-	11.5	8.00	4.50	3.75	1.12	1.18	14.1	1.24		
					Combinatii Winner																			
					1& 1-2	1& 3+	1& 1-3	1& 4+	1& 2-3	1/1& 3+	1&Pr 2+	1/1& Pr2+	1&G G	Pr2+ &Dr1	Pr1+ &Dr2	2& 1-2	2& 3+	2& 1-3	2& 4+	2& 2-3	2/2& 3+	2&Pr 2+		
3228	Henan Jianye	Beijing Guoan	Vi	14:35	4.54	4.65	3.26	8.74	4.78	8.20	7.11	12.2	4.85	3.30	2.81	3.88	4.00	2.79	7.47	4.08	7.05	6.07		

China - China League

Cod	Gazde	Oaspeti	Zi	Ora	1	X	2	1X	X2	12	PR1	PRX	PR2	PR 1X	PR X2	PR 12	DR1	DRX	DR2	DR 1X	DR X2	DR 12		
1232	Huhehaote	Zho	Shanghai	Shen	Vi	14:35	1.80	3.45	3.75	1.18	1.80	1.22	2.25	2.33	4.10	1.10	1.43	1.40	2.10	2.75	3.69	1.19	1.58	1.34
					TG	TG	TG	TG	TG	TG	TG	TG	TG	TG	TG	TG	TG	TG	TG	TG	TG	TG	TG	TG
					0-1	0-2	0-3	1-2	1-3	2-3	2-4	2-5	3-4	3-5	4-6	2G	2+	3+	4+	5+	6+	7+		
1232	Huhehaote	Zho	Shanghai	Shen	Vi	14:35	4.90	2.30	1.50	2.65	1.65	2.25	1.48	1.27	2.15	1.75	2.75	4.10	1.10	1.55	2.40	4.00	7.00	22.0
					PR	PR	PR	PR	±H	H 1	H X	H 2	W1	W2	Wp1	Wp2	I>II	I=II	I<II	P sF 1	P sF X	P sF 2		
					0-1	2-3	1+	2+																
1232	Huhehaote	Zho	Shanghai	Shen	Vi	14:35	-	-	-	-	-1.0	3.18	3.50	1.80	1.28	2.66	1.28	2.34	2.95	3.35	2.00	1.52	1.86	2.72
					1-1	1-X	1-2	X-1	X-X	X-2	2-1	2-X	2-2	GM	OM	GN	ON	GG	NG	GG3	GM-	OM-	PR1+	PR1+
1232	Huhehaote	Zho	Shanghai	Shen	Vi	14:35	2.92	16.5	33.0	4.80	5.50	8.50	26.0	16.5	7.00	-	-	-	-	-	-	-	-	-

India - Calcutta 1st Division

Cod	Gazde	Oaspeti	Zi	Ora	1	X	2	1X	X2	12	PR1	PRX	PR2	PR 1X	PR X2	PR 12	DR1	DRX	DR2	DR 1X	DR X2	DR 12		
1884	Coal India	SP	Calcutta	Port	Vi	12:30	1.75	3.00	4.85	1.11	1.85	1.29	2.35	1.98	5.40	1.03	1.39	1.57	2.05	2.45	4.39	1.11	1.57	1.39
					TG	TG	TG	TG	TG	TG	TG	TG	TG	TG	TG	TG	TG	TG	TG	TG	TG	TG	TG	TG
					0-1	0-2	0-3	1-2	1-3	2-3	2-4	2-5	3-4	3-5	4-6	2G	2+	3+	4+	5+	6+	7+		
1884	Coal India	SP	Calcutta	Port	Vi	12:30	2.65	1.55	1.25	1.60	1.32	1.92	1.35	1.28	2.60	2.25	3.60	3.10	1.25	2.30	3.20	4.70	12.0	40.0
					PR	PR	PR	PR	±H	H 1	H X	H 2	W1	W2	Wp1	Wp2	I>II	I=II	I<II	P sF 1	P sF X	P sF 2		
					0-1	2-3	1+	2+																
1884	Coal India	SP	Calcutta	Port	Vi	12:30	-	-	-	-	-1.0	3.06	3.45	1.85	1.17	3.23	1.16	2.67	2.95	3.35	2.00	1.59	1.52	3.75
					1-1	1-X	1-2	X-1	X-X	X-2	2-1	2-X	2-2	GM	OM	GN	ON	GG	NG	GG3	GM-	OM-	PR1+	PR1+
1884	Coal India	SP	Calcutta	Port	Vi	12:30	2.72	17.0	34.0	4.60	5.50	9.00	25.0	17.0	8.00	-	-	-	-	-	-	-	-	-

Indonezia - Liga 1

Cod	Gazde	Oaspeti	Zi	Ora	Final							Prima repriză							A doua repriză							
					1	X	2	1X	X2	12	PR1	PRX	PR2	PR 1X	PR X2	PR 12	DR1	DRX	DR2	DR 1X	DR X2	DR 12				
3308	Persela	Barito Putera	Vi	11:00	1.75	3.50	4.00	1.17	1.85	1.20	2.30	2.20	4.60	1.07	1.41	1.45	2.05	2.45	4.39	1.11	1.57	1.39				
3309	PS Mitra	Persiba	Vi	14:30	1.35	5.00	6.00	1.05	2.70	1.10	1.75	2.50	7.00	-	1.76	1.34	1.60	2.90	6.50	1.03	2.00	1.28				
					Total goluri																					
					TG	TG	TG	TG	TG	TG	TG	TG	TG	TG	TG	TG	TG	TG	TG	TG	TG	TG	TG	TG		
					0-1	0-2	0-3	1-2	1-3	2-3	2-4	2-5	3-4	3-5	4-6	2G	2+	3+	4+	5+	6+	7+				
3308	Persela	Barito Putera	Vi	11:00	3.20	1.95	1.37	1.95	1.47	1.94	1.38	1.25	2.36	1.85	3.00	3.70	1.18	1.75	2.65	3.90	9.00	20.0				
3309	PS Mitra	Persiba	Vi	14:30	4.70	2.30	1.48	2.55	1.65	2.20	1.44	1.23	2.25	1.60	2.70	4.30	1.12	1.55	2.30	3.45	6.00	12.0				
					Total goluri prima repriză							Total goluri a doua repriză							Mai multe goluri			Pauză sau Final				
					PR	PR	PR	PR	PR	PR	PR	DR	DR	DR	DR	DR	DR	I>II	I=II	I<II	P sF 1	P sF X	P sF 2			
					0-1	2-3	1+	2+	3+	4+	0-1	2-3	1+	2+	3+	4+										
3308	Persela	Barito Putera	Vi	11:00	1.42	2.70	1.20	2.40	5.70	18.0	1.75	2.35	1.16	1.85	4.80	9.00	2.95	3.35	2.00	1.55	1.80	2.90				
3309	PS Mitra	Persiba	Vi	14:30	1.52	2.40	1.14	2.20	4.50	12.0	1.88	2.15	1.13	1.73	3.70	6.40	2.85	3.40	2.05	1.30	2.15	4.20				
					Pauză - Final							Marchează														
					1-1	1-X	1-2	X-1	X-X	X-2	2-1	2-X	2-2	GM	OM	GN	ON	GG	NG	GG3	GM-	OM-	PR1+	PR1+		
3308	Persela	Barito Putera	Vi	11:00	2.72	17.0	34.0	4.60	5.50	9.00	25.0	17.0	8.00	1.12	1.55	5.00	2.15	1.70	2.00	2.00	1.73	2.85				
3309	PS Mitra	Persiba	Vi	14:30	1.87	18.0	50.0	4.30	7.00	18.0	28.0	18.0	14.0	1.05	1.75	6.00	1.90	1.85	1.85	2.10	1.45	3.00				
					Scor corect (Final)											Scor corect (Prima repriză)										
					1:0	2:0	2:1	3:0	0:0	1:1	2:2	0:1	0:2	1:2	0:3	pr1:Cpr2:0	pr2:1pr0:0	pr0:1	pr0:2	pr1:2						
3308	Persela	Barito Putera	Vi	11:00	6.00	7.00	7.50	15.0	9.00	6.50	17.0	11.0	22.0	17.0	65.0	3.50	8.00	15.0	2.90	5.67	21.0	26.0				
3309	PS Mitra	Persiba	Vi	14:30	6.50	6.00	8.50	9.50	8.79	9.00	25.0	15.0	40.0	30.0	100	3.15	5.50	13.0	3.33	8.50	41.0	41.0				
					Winner (final)		Winner (pauză)		Handicap				Primul gol		Victorie dublă		Marchează în ambele reprize									
					W1	W2	Wp1	Wp2	±H	H 1	H X	H 2	PG 1	PG 2	VD 11	VD 22	1D	2D	1N	2N	1D	1N	2D	2N		
3308	Persela	Barito Putera	Vi	11:00	1.25	2.86	1.25	2.51	-1.0	3.06	3.45	1.85	-	-	4.72	20.2	2.40	5.50	1.44	1.08	11.0	1.45				
3309	PS Mitra	Persiba	Vi	14:30	1.08	4.80	1.05	4.20	-1.0	1.90	3.65	2.70	-	-	2.80	45.5	1.80	6.50	1.80	1.05	10.0	1.70				
					Combinatii Winner																					

Indonezia - Liga 1

			Combinatii Winner																			
			1& 1-2	1& 3+	1& 1-3	1& 4+	1& 2-3	1/1& 3+	1&Pr 2+	1/1& Pr2+	1&G G	Pr2+ &Dr1	Pr1+ &Dr2	2& 1-2	2& 3+	2& 1-3	2& 4+	2& 2-3	2/2& 3+	2&Pr 2+		
3308	Persela	Barito Putera	Vi	11:00	2.89	2.60	2.18	3.93	2.88	3.90	3.56	5.22	2.75	2.49	1.98	6.61	5.93	4.98	8.98	6.58	11.5	8.14
3309	PS Mitra	Persiba	Vi	14:30	2.92	1.77	1.89	2.63	2.52	2.38	2.52	3.29	2.25	2.22	1.76	13.0	7.88	8.39	11.7	11.2	17.8	11.2

Indonezia - Liga 2

Cod	Gazde	Oaspeti	Zi	Ora	1	X	2	1X	X2	12	PR1	PRX	PR2	PR 1X	PR 1X2	PR 12	DR1	DRX	DR2	DR 1X	DR 1X2	DR 12
1886	Persbul Buol	Persigubin Gu	Vi	11:00	3.10	3.25	2.10	1.60	1.30	1.25	-	-	-	-	-	-	-	-	-	-	-	-
1887	Persepar KP	Psmmp Mojokert	Vi	11:00	1.60	3.50	4.90	1.10	2.05	1.20	-	-	-	-	-	-	-	-	-	-	-	-
1888	Persiwa Wamen	Psbs Biak	Vi	15:00	2.25	3.25	2.80	1.33	1.50	1.25	-	-	-	-	-	-	-	-	-	-	-	-
					TG 0-1	TG 0-2	TG 0-3	TG 1-2	TG 1-3	TG 2-3	TG 2-4	TG 2-5	TG 3-4	TG 3-5	TG 4-6	TG 2G	TG 2+	TG 3+	TG 4+	TG 5+	TG 6+	TG 7+
1886	Persbul Buol	Persigubin Gu	Vi	11:00	3.19	1.85	1.35	1.90	1.45	1.94	1.37	1.26	2.40	1.90	3.00	3.60	1.20	1.85	2.70	3.90	8.00	22.0
1887	Persepar KP	Psmmp Mojokert	Vi	11:00	3.14	1.75	1.34	1.85	1.42	1.92	1.37	1.26	2.40	1.95	3.05	3.50	1.21	1.95	2.75	4.00	8.50	25.0
1888	Persiwa Wamen	Psbs Biak	Vi	15:00	3.14	1.75	1.34	1.85	1.42	1.92	1.37	1.26	2.40	1.95	3.05	3.50	1.21	1.95	2.75	4.00	8.50	25.0
					PR 0-1	PR 2-3	PR 1+	PR 2+	±H	H 1	H X	H 2	W1	W2	Wp1	Wp2	I>II	I=II	I<II	PsF 1	PsF X	PsF 2
1886	Persbul Buol	Persigubin Gu	Vi	11:00	-	-	-	-	1.0	1.60	3.55	3.95	2.15	1.45	-	-	-	-	-	-	-	-
1887	Persepar KP	Psmmp Mojokert	Vi	11:00	-	-	-	-	-1.0	2.60	3.50	2.05	1.14	3.50	-	-	-	-	-	-	-	
1888	Persiwa Wamen	Psbs Biak	Vi	15:00	-	-	-	-	-1.0	4.37	3.65	1.50	1.56	1.94	-	-	-	-	-	-	-	

Japonia - J.League

Cod	Gazde	Oaspeti	Zi	Ora	Final							Prima repriză					A doua repriză						
					1	X	2	1X	X2	12	PR1	PRX	PR2	PR 1X	PR 1X2	PR 12	DR1	DRX	DR2	DR 1X	DR 1X2	DR 12	
3830	Consadole Sap	Urawa RD	Vi	23:59	4.90	4.20	1.55	2.25	1.15	1.20	5.00	2.45	1.98	1.64	1.07	1.40	5.45	2.80	1.80	1.75	1.05	1.30	
					Total goluri																		
					TG 0-1	TG 0-2	TG 0-3	TG 1-2	TG 1-3	TG 2-3	TG 2-4	TG 2-5	TG 3-4	TG 3-5	TG 4-6	TG 2G	TG 2+	TG 3+	TG 4+	TG 5+	TG 6+	TG 7+	
3830	Consadole Sap	Urawa RD	Vi	23:59	5.20	2.40	1.60	2.75	1.70	2.30	1.50	1.25	2.15	1.75	2.60	4.10	1.10	1.50	2.25	3.75	6.50	15.0	
					Total goluri prima repriză							Total goluri a doua repriză					Mai multe goluri			Pauză sau Final			
					PR 0-1	PR 2-3	PR 1+	PR 2+	PR 3+	PR 4+	DR 0-1	DR 2-3	DR 1+	DR 2+	DR 3+	DR 4+	I>II	I=II	I<II	PsF 1	PsF X	PsF 2	
3830	Consadole Sap	Urawa RD	Vi	23:59	1.60	2.40	1.20	2.20	5.55	8.50	1.95	2.10	1.10	1.75	3.25	5.50	2.95	3.35	2.00	3.19	2.12	1.40	
					Pauză - Final							Marchează											
					1-1	1-X	1-2	X-1	X-X	X-2	2-1	2-X	2-2	GM	OM	GN	ON	GG	NG	GG3	GM-PR1+	OM-PR1+	
3830	Consadole Sap	Urawa RD	Vi	23:59	11.0	17.0	25.0	13.0	5.75	4.40	40.0	17.0	2.30	1.40	1.05	2.50	6.30	1.55	2.30	1.80	2.40	1.53	
					Scor corect (Final)							Scor corect (Prima repriză)											
					1:0	2:0	2:1	3:0	0:0	1:1	2:2	0:1	0:2	1:2	0:3	pr1:Cpr2:0	pr2:1pr0:0	pr0:1pr0:2	pr1:2				
3830	Consadole Sap	Urawa RD	Vi	23:59	13.0	30.0	23.0	100	10.8	7.00	19.0	6.50	6.50	7.50	12.0	6.50	26.0	26.0	3.40	3.50	6.50	13.0	
					Winner (final)		Winner (pauză)		Handicap			Primul gol		Victorie dublă		Marchează în ambele reprize							
					W1	W2	Wp1	Wp2	±H	H 1	H X	H 2	PG 1	PG 2	VD 11	VD 22	1D	2D	1N	2N	1D 2D	1N 2N	
3830	Consadole Sap	Urawa RD	Vi	23:59	3.73	1.18	2.96	1.17	1.0	2.25	3.50	2.45	-	-	27.0	3.55	4.50	2.00	1.12	1.64	7.50	1.72	
					Combinatii Winner																		
					1& 1-2	1& 3+	1& 1-3	1& 4+	1& 2-3	1/1& 3+	1&Pr 2+	1/1& Pr2+	1&G G	Pr2+ &Dr1	Pr1+ &Dr2	2& 1-2	2& 3+	2& 1-3	2& 4+	2& 2-3	2/2& 3+	2&Pr 2+	
3830	Consadole Sap	Urawa RD	Vi	23:59	11.4	6.25	7.06	9.34	9.55	13.5	9.14	19.4	7.00	2.16	1.88	3.61	2.00	2.23	2.96	3.02	2.83	2.89	

Singapore - S-league

Cod	Gazde	Oaspeti	Zi	Ora	Final							Prima repriză					A doua repriză					
					1	X	2	1X	X2	12	PR1	PRX	PR2	PR 1X	PR 1X2	PR 12	DR1	DRX	DR2	DR 1X	DR 1X2	DR 12
3770	Tampines	DPMM	Vi	14:30	1.45	4.25	6.00	1.08	2.48	1.17	1.85	2.65	5.10	1.06	1.72	1.33	1.70	3.20	6.06	1.04	1.86	1.25

Singapore - S-league

			Total goluri																			
			TG 0-1	TG 0-2	TG 0-3	TG 1-2	TG 1-3	TG 2-3	TG 2-4	TG 2-5	TG 3-4	TG 3-5	TG 4-6	TG 2G	TG 2+	TG 3+	TG 4+	TG 5+	TG 6+	TG 7+		
3770	Tampines	DPMM	Vi	14:30	6.50	2.95	1.80	3.35	2.00	2.45	1.54	1.31	2.10	1.70	2.25	4.30	1.06	1.35	1.90	3.00	5.25	12.0
			Total goluri prima repriză							Total goluri a doua repriză							Mai multe goluri			Pauză sau Final		
			PR 0-1	PR 2-3	PR 1+	PR 2+	PR 3+	PR 4+	DR 0-1	DR 2-3	DR 1+	DR 2+	DR 3+	DR 4+	I>II	I=II	I<II	PsF 1	PsF X	PsF 2		
3770	Tampines	DPMM	Vi	14:30	1.85	2.15	1.12	1.85	3.80	5.50	2.20	2.00	1.07	1.55	2.70	4.00	2.85	3.40	2.05	1.36	2.28	3.50
			Pauză - Final							Marchează												
			1-1	1-X	1-2	X-1	X-X	X-2	2-1	2-X	2-2	GM	OM	GN	ON	GG	NG	GG3	GM-	OM-	PR1+	PR1+
3770	Tampines	DPMM	Vi	14:30	2.02	17.0	45.0	4.40	5.75	16.0	28.0	17.5	13.0	1.03	1.30	7.00	2.90	1.45	2.55	1.70	1.40	2.30
			Scor corect (Final)										Scor corect (Prima repriză)									
			1:0	2:0	2:1	3:0	0:0	1:1	2:2	0:1	0:2	1:2	0:3	pr1:Cpr2:0	pr2:1pr0:0	pr0:1	pr0:2	pr1:2				
3770	Tampines	DPMM	Vi	14:30	6.50	6.00	8.00	10.0	12.6	8.00	21.0	15.0	35.0	25.0	100	3.67	6.00	11.0	4.00	7.50	26.0	21.0
			Winner (final)		Winner (pauză)		Handicap			Primul gol		Victorie dublă		Marchează în ambele reprize								
			W1	W2	Wp1	Wp2	±H	H 1	H X	H 2	PG 1	PG 2	VD 11	VD 22	1D	2D	1N	2N	1D 2D	1N 2N		
3770	Tampines	DPMM	Vi	14:30	1.11	4.59	1.15	3.18	-1.0	2.15	3.50	2.48	-	-	3.15	40.0	1.73	4.00	1.88	1.16	5.77	2.04
			Combinatii Winner																			
			1& 1-2	1& 3+	1& 1-3	1& 4+	1& 2-3	1/1& 3+	1&Pr 2+	1/1& Pr2+	1&G	Pr2+ &Dr1+	Pr1+ &Dr2+	2& 1-2	2& 3+	2& 1-3	2& 4+	2& 2-3	2/2& 3+	2&Pr 2+		
3770	Tampines	DPMM	Vi	14:30	4.12	1.65	2.46	2.33	3.01	2.24	2.27	2.99	2.00	1.77	1.55	17.0	6.85	10.2	9.66	12.5	14.4	9.41