


















WINNER AVANTAJ
1
X
2
1X
X2
12

 3362 Guodong X Perry J 2.10 - 1.90 - - -
Jo 12:00
 3174 Plzen FCSB 1.80 3.80 5.50 1.22 2.30 1.35
Jo 20:00
 3400 Barcelona Maccabi Tel A 1.65 18.0 3.00 1.50 2.55 -
Jo 22:00

WINNER PLUS(+5)
1
X
2
1X
X2
12

 3413 Millman J Purcell M 1.30 - 4.35 - - -
Jo 10:50
 3417 Milkins R Robertson N 3.50 - 1.40 - - -
Jo 12:00
 1833 Namigata J Broady N 4.00 - 1.35 - - -
Jo 12:30
 3418 Bhambri Y Gunneswaran 1.30 - 4.35 - - -
Jo 12:30
 1831 Basso A Skugor F 3.00 - 1.50 - - -
Jo 13:00
 2631 Dutra S R Linzer M 1.25 - 5.00 - - -
Jo 14:00
 3156 Kavcic B Nagal S 1.50 - 3.00 - - -
Jo 14:30
 1832 Karlovskiy E Basic M 3.50 - 1.40 - - -
Jo 16:00
 3157 Lindell C Clezar G 4.00 - 1.35 - - -
Jo 16:00
 3419 Higgins J Wilson G 1.45 - 3.25 - - -
Jo 16:30
 3160 Galovic V Di Nicola G 1.40 - 3.50 - - -
Jo 17:00
 3478 Hatay Bsb (F) ACS Sepsi Sic 1.20 25.0 8.00 1.15 6.00 -
Jo 17:00
 3172 Dyn.Moscow Yugra 1.65 5.20 5.30 1.23 2.55 1.25
Jo 18:30
 3046 OGC Nice Waregem 1.60 4.75 7.00 1.18 2.85 1.27
Jo 20:00

WINNER PLUS(+5)

1

X

2

1X

X2

12



3070 Atl.Bilbao

Hertha B.

1.80

3.85

6.00

1.22

2.25

1.35

Jo 20:00



3071 Lazio

Vitesse Arnhe

1.60

4.75

7.00

1.18

2.85

1.27

Jo 20:00



3103 Salzburg

Guimaraes

1.45

5.30

9.50

1.12

3.25

1.24

Jo 20:00



3420 Goppingen

R-Neckar

5.50

13.0

1.35

3.85

1.22

-

Jo 20:00



3421 PPD Zagreb

Barcelona

6.50

14.0

1.30

4.30

1.18

-

Jo 20:00



3470 Trentino

Latina

1.40

-

3.50

-

-

-

Jo 21:30



3477 Milano

Olympiakos

2.80

18.0

1.70

2.43

1.55

1.06

Jo 21:45



2385 Ludogorets

Istanbul Basa

1.90

4.00

4.70

1.30

2.10

1.32

Jo 22:05



2386 Skenderbeu K.Dyn.Kiev

4.75

3.80

1.90

2.10

1.27

1.35

Jo 22:05



2958 AC Milan

Austria Viena

1.35

6.00

12.5

1.07

4.00

1.18

Jo 22:05



3072 Lyon

Apollon L.

1.35

5.85

12.0

1.08

4.00

1.20

Jo 22:05



3073 Sheriff T.

FC Fastav Zli

1.80

3.80

6.00

1.22

2.25

1.35

Jo 22:05

Europa League UEFA - Grupa A

Cod	Gazde	Oaspeti	Zi	Ora	Final							Prima repriză						A doua repriză					
					1	X	2	1X	X2	12	PR1	PRX	PR2	PR	PR	PR	DR1	DRX	DR2	DR	DR	DR	
					TG	TG	TG	TG	TG	TG	TG	TG	TG	TG	TG	TG	TG	TG	TG	TG			
					0-1	0-2	0-3	1-2	1-3	2-3	2-4	2-5	3-4	3-5	4-6	2G	2+	3+	4+	5+	6+	7+	
3490	FC Astana	Villarreal	Jo	18:00	3.30	3.20	2.35	1.60	1.35	1.35	3.60	2.05	2.90	1.35	1.23	1.69	3.21	2.30	2.65	1.34	1.23	1.45	
3491	Macc.Tel Aviv	SK Slavia Pra	Jo	22:05	3.40	3.30	2.20	1.67	1.32	1.35	3.70	2.05	2.85	1.36	1.22	1.69	3.37	2.30	2.55	1.36	1.20	1.45	
					Total goluri																		
					PR	PR	PR	PR	PR	DR	DR	DR	DR	DR	DR	I>II	I=II	I<II	Psf	Psf	X	Psf	
					0-1	2-3	1+	2+	3+	0-1	2-3	1+	2+	3+	4+								
3490	FC Astana	Villarreal	Jo	18:00	2.95	1.75	1.23	1.95	1.40	2.05	1.67	1.44	2.55	2.35	4.00	3.40	1.35	2.05	3.75	7.65	19.0	40.0	
3491	Macc.Tel Aviv	SK Slavia Pra	Jo	22:05	2.95	1.80	1.23	1.95	1.40	2.05	1.65	1.40	2.55	2.35	4.00	3.40	1.30	2.00	3.75	7.65	19.0	40.0	
					Total goluri prima repriză							Total goluri a doua repriză				Mai multe goluri			Pauză sau Final				
3490	FC Astana	Villarreal	Jo	18:00	1.34	3.20	1.43	3.05	8.35	18.0	1.55	2.55	1.21	2.20	5.25	17.0	3.15	3.20	1.95	2.55	1.70	1.90	
3491	Macc.Tel Aviv	SK Slavia Pra	Jo	22:05	1.34	3.20	1.43	3.05	8.35	18.0	1.55	2.55	1.21	2.20	5.25	17.0	3.15	3.20	1.95	2.65	1.75	1.85	
					Pauză - Final							Marchează											
					1-1	1-X	1-2	X-1	X-X	X-2	2-1	2-X	2-2	GM	OM	GN	ON	GG	NG	GG3	GM-	OM-	
																			+	PR1+	PR1+		
3490	FC Astana	Villarreal	Jo	18:00	6.00	16.0	28.0	5.90	4.75	5.40	28.0	15.0	4.10	1.35	1.27	3.00	3.45	1.80	2.00	2.40	2.50	2.20	
3491	Macc.Tel Aviv	SK Slavia Pra	Jo	22:05	6.20	16.0	28.0	5.90	4.75	5.40	29.0	15.5	3.70	1.40	1.27	2.70	3.40	1.80	2.00	2.30	2.40	2.05	
					Scor corect (Final)							Scor corect (Prima repriză)											
					1:0	2:0	2:1	3:0	0:0	1:1	2:2	0:1	0:2	1:2	0:3	pr1:Cpr2:0	pr2:1pr0:0	pr0:1	pr0:2	pr1:2			
3490	FC Astana	Villarreal	Jo	18:00	8.50	13.0	11.0	35.0	8.91	6.00	17.0	7.00	9.50	8.50	23.0	4.50	15.0	21.0	2.60	4.00	12.0	21.0	
3491	Macc.Tel Aviv	SK Slavia Pra	Jo	22:05	9.00	14.0	11.0	35.0	8.67	6.00	17.0	6.50	9.00	8.50	22.0	4.67	15.0	26.0	2.60	4.00	11.0	21.0	
					Winner (final)		Winner (pauză)		Handicap			Primul gol		Victorie dublă		Marchează în ambele reprize							
					W1	W2	Wp1	Wp2	±H	H 1	H X	H 2	PG 1	PG 2	VD 11	VD 22	1D	2D	1N	2N	1D	1N	
																					2D	2N	
3490	FC Astana	Villarreal	Jo	18:00	2.27	1.62	2.12	1.71	1.0	1.60	3.70	4.70	1.85	1.75	12.0	7.70	4.50	3.75	1.12	1.18	14.1	1.24	
3491	Macc.Tel Aviv	SK Slavia Pra	Jo	22:05	2.30	1.57	2.18	1.68	1.0	1.65	3.65	4.45	2.00	1.70	12.4	7.25	4.75	3.55	1.11	1.21	14.1	1.26	
					Combinatii Winner																		
					1&	1&	1&	1&	1&	1/1&	1&Pr	1/1&	1&G	Pr2+	Pr1+	2&	2&	2&	2&	2/2&	2&Pr		
					1-2	3+	1-3	4+	2-3	3+	2+	Pr2+	G	&Dr1	&Dr2	1-2	3+	1-3	4+	2-3	3+	2+	
3490	FC Astana	Villarreal	Jo	18:00	5.45	6.00	3.92	10.5	5.73	9.84	8.53	14.6	6.50	3.30	2.81	3.88	4.25	2.79	7.47	4.08	6.50	6.10	
3491	Macc.Tel Aviv	SK Slavia Pra	Jo	22:05	5.45	5.90	3.92	10.5	5.73	9.40	8.70	14.6	6.50	3.30	2.81	3.72	3.80	2.67	7.15	3.91	5.50	5.80	

Europa League UEFA - Grupa B

Cod	Gazde	Oaspeti	Zi	Ora	Final							Prima repriză						A doua repriză					
					1	X	2	1X	X2	12	PR1	PRX	PR2	PR	PR	PR	DR1	DRX	DR2	DR	DR	DR	
					TG	TG	TG	TG	TG	TG	TG	TG	TG	TG	TG	TG	TG	TG	TG	TG	TG		
					0-1	0-2	0-3	1-2	1-3	2-3	2-4	2-5	3-4	3-5	4-6	2G	2+	3+	4+	5+	6+	7+	
3492	Partizan	Young Boys	Jo	22:05	2.75	3.30	2.60	1.50	1.45	1.33	3.35	2.05	3.10	1.30	1.26	1.69	2.95	2.25	2.95	1.27	1.27	1.47	
3493	Skenderbeu K.	Dyn.Kiev	Jo	22:05	4.40	3.70	1.80	2.00	1.20	1.28	4.50	2.17	2.33	1.53	1.15	1.61	4.33	2.40	2.10	1.54	1.12	1.41	
					Total goluri																		
					PR	PR	PR	PR	PR	DR	DR	DR	DR	DR	DR	I>II	I=II	I<II	Psf	Psf	X	Psf	
					0-1	2-3	1+	2+	3+	0-1	2-3	1+	2+	3+	4+								
3492	Partizan	Young Boys	Jo	22:05	2.95	1.70	1.23	1.95	1.40	2.05	1.65	1.40	2.55	2.35	4.00	3.40	1.30	2.00	3.75	7.65	19.0	40.0	
3493	Skenderbeu K.	Dyn.Kiev	Jo	22:05	3.75	1.90	1.32	2.15	1.48	2.10	1.55	1.30	2.35	2.00	3.50	3.70	1.22	1.80	3.10	5.75	13.0	30.0	
					Total goluri prima repriză							Total goluri a doua repriză				Mai multe goluri			Pauză sau Final				
3492	Partizan	Young Boys	Jo	22:05	1.34	3.20	1.43	3.05	8.35	18.0	1.55	2.55	1.21	2.20	5.25	17.0	3.15	3.20	1.95	2.25	1.75	2.20	
3493	Skenderbeu K.	Dyn.Kiev	Jo	22:05	1.44	2.90	1.36	2.65	7.50	13.0	1.65	2.35	1.16	2.05	4.35	9.00	2.95	3.35	2.00	3.35	1.90	1.57	
					Pauză - Final							Marchează											
					1-1	1-X	1-2	X-1	X-X	X-2	2-1	2-X	2-2	GM	OM	GN	ON	GG	NG	GG3	GM-	OM-	
																				+	PR1+	PR1+	
3492	Partizan	Young Boys	Jo	22:05	4.85	15.0	28.0	5.70	4.65	5.70	28.0	15.0	4.70	1.32	1.30	3.00	3.20	1.75	1.95	2.30	2.30	2.25	
3493	Skenderbeu K.	Dyn.Kiev	Jo	22:05	8.00	16.5	26.0	8.50	5.50	4.80	33.0	16.5	2.90	1.45	1.17	2.55	4.40	1.70	2.10	2.10	2.65	1.80	
					Scor corect (Final)							Scor corect (Prima repriză)											

Europa League UEFA - Grupa B

				Scor corect (Final)										Scor corect (Prima repriză)							
				1:0	2:0	2:1	3:0	0:0	1:1	2:2	0:1	0:2	1:2	0:3	pr1:Cpr2:0	pr2:1pr0:0	pr0:1pr0:2	pr1:2			
3492	Partizan	Young Boys	Jo 22:05	8.00	12.0	10.0	30.0	9.60	6.00	17.0	7.50	10.0	9.00	25.0	4.33	13.0	21.0	2.60	4.33	13.0	21.0
3493	Skenderbeu K.	Dyn.Kiev	Jo 22:05	11.0	21.0	17.0	50.0	9.31	6.50	17.0	6.00	7.00	8.00	16.0	5.50	21.0	26.0	2.85	3.60	8.50	15.0
				Winner (final)		Winner (pauză)		Handicap			Primul gol		Victorie dublă		Marchează în ambele reprize						
				W1	W2	Wp1	Wp2	±H	H 1	H X	H 2	PG 1	PG 2	VD 11	VD 22	1D	2D	1N	2N	1D 2D	1N 2N
3492	Partizan	Young Boys	Jo 22:05	1.92	1.81	1.97	1.82	1.0	1.50	3.80	5.60	1.80	1.80	9.88	9.15	4.10	4.00	1.15	1.16	13.7	1.25
3493	Skenderbeu K.	Dyn.Kiev	Jo 22:05	3.21	1.31	2.77	1.43	1.0	2.00	3.50	3.20	2.06	1.60	20.0	5.00	5.00	2.70	1.12	1.40	9.38	1.55
				Combinajii Winner																	
				1& 1-2	1& 3+	1& 1-3	1& 4+	1& 2-3	1/1& 3+	1&Pr 2+	1/1& Pr2+	1&G	Pr2+ &Dr1	Pr1+ &Dr2	2& 1-2	2& 3+	2& 1-3	2& 4+	2& 2-3	2/2& 3+	2&Pr 2+
3492	Partizan	Young Boys	Jo 22:05	4.54	4.80	3.26	8.74	4.78	7.25	7.11	11.5	5.35	3.30	2.81	4.30	4.70	3.08	8.26	4.52	7.15	6.72
3493	Skenderbeu K.	Dyn.Kiev	Jo 22:05	8.02	6.70	5.52	11.6	7.83	11.8	9.88	17.0	6.34	2.74	2.49	3.28	2.85	2.26	4.75	3.20	3.90	4.15

Europa League UEFA - Grupa C

				Final					Prima repriză					A doua repriză							
				1	X	2	1X	X2	12	PR1	PRX	PR2	PR 1X	PR X2	PR 12	DR1	DRX	DR2	DR 1X	DR X2	DR 12
3494	Braga	TSG 1899 Hoff	Jo 22:05	3.00	3.60	2.30	1.62	1.40	1.28	3.30	2.25	2.75	1.38	1.27	1.57	3.28	2.30	2.60	1.35	1.22	1.45
3495	Ludogorets	Istanbul Basa	Jo 22:05	1.80	3.70	4.50	1.20	2.00	1.28	2.33	2.17	4.50	1.15	1.53	1.61	2.10	2.40	4.33	1.12	1.54	1.41
				Total goluri																	
				TG 0-1	TG 0-2	TG 0-3	TG 1-2	TG 1-3	TG 2-3	TG 2-4	TG 2-5	TG 3-4	TG 3-5	TG 4-6	TG 2G	TG 2+	TG 3+	TG 4+	TG 5+	TG 6+	TG 7+
3494	Braga	TSG 1899 Hoff	Jo 22:05	4.70	2.20	1.47	2.50	1.63	2.25	1.54	1.27	2.20	1.80	2.95	4.00	1.13	1.60	2.45	4.60	9.50	20.0
3495	Ludogorets	Istanbul Basa	Jo 22:05	3.75	1.90	1.32	2.15	1.48	2.10	1.52	1.27	2.35	2.00	3.50	3.70	1.17	1.80	3.10	5.75	13.0	30.0
				Total goluri prima repriză					Total goluri a doua repriză					Mai multe goluri			Pauză sau Final				
				PR 0-1	PR 2-3	PR 1+	PR 2+	PR 3+	PR 4+	DR 0-1	DR 2-3	DR 1+	DR 2+	DR 3+	DR 4+	I>II	I=II	I<II	PsF 1	PsF X	PsF 2
3494	Braga	TSG 1899 Hoff	Jo 22:05	1.55	2.60	1.24	2.30	6.00	9.50	1.83	2.20	1.13	1.80	3.50	6.50	3.15	3.20	1.95	2.40	2.05	1.90
3495	Ludogorets	Istanbul Basa	Jo 22:05	1.44	2.90	1.36	2.65	7.50	13.0	1.65	2.35	1.16	2.05	4.35	9.00	2.95	3.35	2.00	1.55	1.95	3.55
				Pauză - Final					Marchează												
				1-1	1-X	1-2	X-1	X-X	X-2	2-1	2-X	2-2	GM	OM	GN	ON	GG	NG	GG3 +	GM-PR1+	OM-PR1+
3494	Braga	TSG 1899 Hoff	Jo 22:05	5.00	16.0	28.0	5.90	4.75	5.40	29.0	15.5	3.85	1.23	1.17	3.75	4.50	1.50	2.40	1.80	2.05	1.85
3495	Ludogorets	Istanbul Basa	Jo 22:05	2.90	16.5	33.0	4.80	5.50	8.50	26.0	16.5	9.00	1.15	1.45	4.75	2.55	1.70	2.00	2.15	1.75	2.65
				Scor corect (Final)										Scor corect (Prima repriză)							
				1:0	2:0	2:1	3:0	0:0	1:1	2:2	0:1	0:2	1:2	0:3	pr1:Cpr2:0	pr2:1pr0:0	pr0:1pr0:2	pr1:2			
3494	Braga	TSG 1899 Hoff	Jo 22:05	9.00	13.0	11.0	35.0	9.92	6.00	17.0	6.50	9.50	8.50	23.0	4.67	12.0	17.0	3.25	4.33	10.0	15.0
3495	Ludogorets	Istanbul Basa	Jo 22:05	6.00	7.00	8.00	16.0	9.31	6.50	17.0	11.0	21.0	17.0	50.0	3.60	8.50	15.0	2.85	5.50	21.0	26.0
				Winner (final)		Winner (pauză)		Handicap			Primul gol		Victorie dublă		Marchează în ambele reprize						
				W1	W2	Wp1	Wp2	±H	H 1	H X	H 2	PG 1	PG 2	VD 11	VD 22	1D	2D	1N	2N	1D 2D	1N 2N
3494	Braga	TSG 1899 Hoff	Jo 22:05	2.17	1.66	2.08	1.73	1.0	1.62	3.65	4.55	1.95	1.75	11.0	7.50	3.20	2.70	1.30	1.40	6.75	1.65
3495	Ludogorets	Istanbul Basa	Jo 22:05	1.31	3.28	1.43	2.77	-1.0	3.18	3.50	1.80	1.60	2.20	5.00	20.0	2.65	4.80	1.42	1.14	9.38	1.50
				Combinajii Winner																	
				1& 1-2	1& 3+	1& 1-3	1& 4+	1& 2-3	1/1& 3+	1&Pr 2+	1/1& Pr2+	1&G	Pr2+ &Dr1	Pr1+ &Dr2	2& 1-2	2& 3+	2& 1-3	2& 4+	2& 2-3	2/2& 3+	2&Pr 2+
3494	Braga	TSG 1899 Hoff	Jo 22:05	6.36	4.10	4.14	6.23	5.72	6.30	5.85	8.83	3.79	2.32	1.99	4.87	3.10	3.18	4.75	4.39	4.40	4.35
3495	Ludogorets	Istanbul Basa	Jo 22:05	3.28	2.75	2.26	4.73	3.20	3.75	4.05	5.85	3.45	2.74	2.49	8.20	7.35	5.64	11.8	8.01	13.3	10.1

Europa League UEFA - Grupa D

				Final					Prima repriză					A doua repriză							
				1	X	2	1X	X2	12	PR1	PRX	PR2	PR 1X	PR X2	PR 12	DR1	DRX	DR2	DR 1X	DR X2	DR 12

Europa League UEFA - Grupa D

Cod	Gazde	Oaspeti	Zi	Ora	Final							Prima repriză						A doua repriză					
					1	X	2	1X	X2	12	PR1	PRX	PR2	PR	PR	PR	DR1	DRX	DR2	DR	DR	DR	
					TG	TG	TG	TG	TG	TG	TG	TG	TG	TG	TG	TG	TG	TG	TG	TG			
					0-1	0-2	0-3	1-2	1-3	2-3	2-4	2-5	3-4	3-5	4-6	2G	2+	3+	4+	5+	6+	7+	
3496	AC Milan	Austria Viena	Jo	22:05	1.27	5.80	12.0	1.04	3.90	1.14	1.63	2.75	7.50	1.04	2.17	1.38	1.45	3.35	7.38	-	2.30	1.21	
3497	AEK Atena	Rijeka	Jo	22:05	1.80	3.60	4.60	1.20	2.00	1.28	2.40	2.05	4.75	1.13	1.50	1.69	2.10	2.40	4.33	1.12	1.54	1.41	
Total goluri																							
3496	AC Milan	Austria Viena	Jo	22:05	6.65	2.70	1.70	3.10	1.95	2.40	1.65	1.30	2.10	1.70	2.35	4.20	1.07	1.40	2.00	3.25	6.00	12.0	
3497	AEK Atena	Rijeka	Jo	22:05	2.75	1.65	1.19	1.90	1.38	2.05	1.67	1.45	2.65	2.45	4.20	3.30	1.36	2.20	3.95	8.55	20.0	42.0	
Total goluri prima repriză							Total goluri a doua repriză							Mai multe goluri			Pauză sau Final						
					PR	PR	PR	PR	PR	DR	DR	DR	DR	DR	DR	I>II	I=II	I<II	Psf	Psf	X	Psf	
					0-1	2-3	1+	2+	3+	4+	0-1	2-3	1+	2+	3+	4+							
3496	AC Milan	Austria Viena	Jo	22:05	1.70	2.25	1.14	2.00	4.80	7.00	2.10	2.05	1.09	1.60	3.00	4.50	2.85	3.40	2.05	1.19	2.70	6.10	
3497	AEK Atena	Rijeka	Jo	22:05	1.32	3.30	1.45	3.15	8.65	20.0	1.53	2.60	1.22	2.30	5.50	17.0	2.95	3.35	2.00	1.55	1.75	3.75	
Pauză - Final											Marchează												
					1-1	1-X	1-2	X-1	X-X	X-2	2-1	2-X	2-2	GM	OM	GN	ON	GG	NG	GG3	GM-	OM-	
																				+	PR1+	PR1+	
3496	AC Milan	Austria Viena	Jo	22:05	1.70	20.0	70.0	4.20	11.0	28.0	24.0	24.0	25.0	1.03	1.70	7.50	2.00	1.80	2.00	2.00	1.28	2.90	
3497	AEK Atena	Rijeka	Jo	22:05	2.90	16.5	33.0	4.80	5.50	8.50	26.0	16.5	9.30	1.18	1.65	4.20	2.10	2.00	1.80	2.55	1.88	3.05	
Scor corect (Final)											Scor corect (Prima repriză)												
					1:0	2:0	2:1	3:0	0:0	1:1	2:2	0:1	0:2	1:2	0:3	pr1:	Cpr2:0	pr2:1	pr0:0	pr0:1	pr0:2	pr1:2	
3496	AC Milan	Austria Viena	Jo	22:05	6.50	6.00	9.00	8.50	9.99	10.5	32.0	17.0	45.0	35.0	100	3.25	5.00	12.0	3.75	9.00	41.0	41.0	
3497	AEK Atena	Rijeka	Jo	22:05	6.00	7.00	8.00	16.0	6.00	6.50	17.0	11.0	21.0	17.0	50.0	3.40	8.50	17.0	2.50	5.67	26.0	31.0	
Winner (final)					Winner (pauză)				Handicap				Primul gol		Victorie dublă		Marchează în ambele reprize						
					W1	W2	Wp1	Wp2	±H	H 1	H X	H 2	PG 1	PG 2	VD	VD	1D	2D	1N	2N	1D	1N	
															11	22					2D	2N	
3496	AC Milan	Austria Viena	Jo	22:05	1.05	9.93	1.15	5.30	-1.0	1.75	3.75	3.90	1.27	3.10	2.35	55.0	1.70	6.80	2.00	1.05	8.94	2.05	
3497	AEK Atena	Rijeka	Jo	22:05	1.30	3.32	1.42	2.81	-1.0	3.20	3.50	2.00	1.60	2.20	5.00	22.0	2.95	6.50	1.35	1.08	13.0	1.42	
Combinatii Winner																							
					1&	1&	1&	1&	1&	1/1&	1&Pr	1/1&	1&G	Pr2+	Pr1+	2&	2&	2&	2&	2/2&	2&Pr		
					1-2	3+	1-3	4+	2-3	3+	2+	Pr2+	G	&Dr1	&Dr2	1-2	3+	1-3	4+	2-3	3+	2+	
3496	AC Milan	Austria Viena	Jo	22:05	3.45	1.55	2.15	2.20	2.58	1.95	2.15	2.70	2.50	1.95	1.63	31.5	14.2	19.8	20.3	24.4	28.7	20.3	
3497	AEK Atena	Rijeka	Jo	22:05	2.90	3.35	2.15	6.00	3.13	4.65	4.80	7.30	4.25	3.43	2.98	7.41	8.58	5.38	15.4	7.99	16.8	12.3	

Europa League UEFA - Grupa E

Cod	Gazde	Oaspeti	Zi	Ora	Final							Prima repriză						A doua repriză					
					1	X	2	1X	X2	12	PR1	PRX	PR2	PR	PR	PR	DR1	DRX	DR2	DR	DR	DR	
					TG	TG	TG	TG	TG	TG	TG	TG	TG	TG	TG	TG	TG	TG	TG	TG	TG		
					0-1	0-2	0-3	1-2	1-3	2-3	2-4	2-5	3-4	3-5	4-6	2G	2+	3+	4+	5+	6+	7+	
3499	Everton	Atalanta B.	Jo	22:05	3.40	3.20	2.25	1.65	1.30	1.35	3.60	2.10	2.80	1.37	1.23	1.65	3.35	2.30	2.55	1.35	1.20	1.45	
3500	Lyon	Apollon L.	Jo	22:05	1.27	5.70	11.5	1.04	3.80	1.14	1.65	2.70	8.30	1.05	2.10	1.40	1.55	2.95	8.25	1.03	2.30	1.30	
Total goluri																							
3499	Everton	Atalanta B.	Jo	22:05	3.35	1.80	1.30	2.10	1.47	2.10	1.65	1.40	2.40	2.10	3.60	3.60	1.32	2.00	3.55	7.00	18.0	38.0	
3500	Lyon	Apollon L.	Jo	22:05	5.40	2.40	1.58	2.75	1.70	2.30	1.55	1.28	2.15	1.75	2.60	4.10	1.10	1.50	2.25	4.00	7.50	15.0	
Total goluri prima repriză							Total goluri a doua repriză							Mai multe goluri			Pauză sau Final						
					PR	PR	PR	PR	PR	DR	DR	DR	DR	DR	DR	I>II	I=II	I<II	Psf	Psf	X	Psf	
					0-1	2-3	1+	2+	3+	4+	0-1	2-3	1+	2+	3+	4+							
3499	Everton	Atalanta B.	Jo	22:05	1.40	3.00	1.38	2.70	7.80	14.0	1.63	2.40	1.17	2.10	4.50	10.0	3.15	3.20	1.95	2.50	1.75	1.80	
3500	Lyon	Apollon L.	Jo	22:05	1.60	2.40	1.18	2.20	5.55	8.50	1.95	2.10	1.11	1.73	3.25	5.50	2.85	3.40	2.05	1.20	2.60	6.25	
Pauză - Final											Marchează												
					1-1	1-X	1-2	X-1	X-X	X-2	2-1	2-X	2-2	GM	OM	GN	ON	GG	NG	GG3	GM-	OM-	
																				+	PR1+	PR1+	
3499	Everton	Atalanta B.	Jo	22:05	6.20	16.0	28.0	5.90	4.75	5.40	29.0	15.5	3.80	1.35	1.25	3.00	3.55	1.80	2.00	2.30	2.35	2.05	
3500	Lyon	Apollon L.	Jo	22:05	1.80	19.0	65.0	4.20	10.0	25.0	25.0	24.0	23.0	1.04	1.75	7.50	1.95	1.90	1.80	2.15	1.30	3.00	
Scor corect (Final)											Scor corect (Prima repriză)												

Europa League UEFA - Grupa E

			Scor corect (Final)										Scor corect (Prima repriză)									
			1:0	2:0	2:1	3:0	0:0	1:1	2:2	0:1	0:2	1:2	0:3	pr1:Cpr2:0	pr2:1pr0:0	pr0:1pr0:2	pr1:2					
3499	Everton	Atalanta B.	Jo	22:05	9.00	14.0	11.0	35.0	7.43	6.00	17.0	6.50	9.00	8.50	22.0	4.67	15.0	21.0	2.80	4.00	11.0	17.0
3500	Lyon	Apollon L.	Jo	22:05	6.50	6.00	9.00	8.50	16.0	10.5	32.0	17.0	45.0	35.0	100	3.10	5.00	13.0	3.40	9.00	51.0	41.0
			Winner (final)		Winner (pauză)		Handicap			Primul gol		Victorie dublă		Marchează în ambele reprize								
			W1	W2	Wp1	Wp2	±H	H 1	H X	H 2	PG 1	PG 2	VD 11	VD 22	1D	2D	1N	2N	1D 2D	1N 2N		
3499	Everton	Atalanta B.	Jo	22:05	2.34	1.55	2.16	1.68	1.0	1.50	3.65	4.35	2.00	1.70	12.0	7.15	4.45	3.35	1.17	1.25	12.0	1.50
3500	Lyon	Apollon L.	Jo	22:05	1.05	9.48	1.13	5.83	-1.0	1.75	3.75	3.80	1.27	3.10	2.40	63.0	1.75	7.00	1.95	1.03	10.2	2.00
			Combinajii Winner																			
			1& 1-2	1& 3+	1& 1-3	1& 4+	1& 2-3	1/1& 3+	1&Pr 2+	1/1& Pr2+	1&G	Pr2+ &Dr1	Pr1+ &Dr2	2& 1-2	2& 3+	2& 1-3	2& 4+	2& 2-3	2/2& 3+	2&Pr 2+		
3499	Everton	Atalanta B.	Jo	22:05	6.05	5.70	4.24	9.22	6.05	9.10	7.78	14.0	6.50	2.82	2.59	4.00	3.85	2.80	6.10	4.00	5.45	5.25
3500	Lyon	Apollon L.	Jo	22:05	3.05	1.65	1.83	2.55	2.48	2.05	2.30	2.95	2.70	2.18	1.82	26.8	15.0	16.6	21.9	22.4	28.3	21.4

Europa League UEFA - Grupa F

			Final					Prima repriză							A doua repriză							
			1	X	2	1X	X2	12	PR1	PRX	PR2	PR 1X	PR 2	PR 12	DR1	DRX	DR2	DR 1X	DR 2	DR 12		
3501	Lokomotiv M.	FC Copenhaga	Jo	20:00	1.95	3.40	4.50	1.25	1.80	1.35	2.60	1.98	4.50	1.15	1.43	1.74	2.45	2.25	4.25	1.17	1.45	1.55
3503	Sheriff T.	FC Fastav Zli	Jo	22:05	1.70	3.65	5.80	1.14	2.15	1.28	2.20	2.05	5.80	1.08	1.59	1.69	1.90	2.45	4.87	1.08	1.67	1.42
			Total goluri																			
			TG 0-1	TG 0-2	TG 0-3	TG 1-2	TG 1-3	TG 2-3	TG 2-4	TG 2-5	TG 3-4	TG 3-5	TG 4-6	TG 2G	TG 2+	TG 3+	TG 4+	TG 5+	TG 6+	TG 7+		
3501	Lokomotiv M.	FC Copenhaga	Jo	20:00	2.70	1.60	1.18	1.85	1.35	2.00	1.67	1.49	2.75	2.55	4.40	3.20	1.38	2.30	4.15	8.55	21.0	44.0
3503	Sheriff T.	FC Fastav Zli	Jo	22:05	2.70	1.65	1.18	1.85	1.35	2.00	1.67	1.49	2.75	2.55	4.40	3.20	1.38	2.25	4.15	8.55	21.0	44.0
			Total goluri prima repriză					Total goluri a doua repriză					Mai multe goluri			Pauză sau Final						
			PR 0-1	PR 2-3	PR 1+	PR 2+	PR 3+	PR 4+	DR 0-1	DR 2-3	DR 1+	DR 2+	DR 3+	DR 4+	I>II	I=II	I<II	PsF 1	PsF X	PsF 2		
3501	Lokomotiv M.	FC Copenhaga	Jo	20:00	1.30	3.40	1.51	3.20	9.20	23.0	1.50	2.70	1.29	2.40	6.00	17.0	3.15	3.20	1.95	1.70	1.65	3.00
3503	Sheriff T.	FC Fastav Zli	Jo	22:05	1.30	3.40	1.51	3.20	9.20	23.0	1.50	2.70	1.29	2.40	6.00	17.0	2.95	3.35	2.00	1.50	1.75	4.20
			Pauză - Final					Marchează														
			1-1	1-X	1-2	X-1	X-X	X-2	2-1	2-X	2-2	GM	OM	GN	ON	GG	NG	GG3 +	GM-PR1+	OM-PR1+		
3501	Lokomotiv M.	FC Copenhaga	Jo	20:00	3.45	16.0	32.0	5.00	5.00	6.50	28.0	16.5	7.55	1.25	1.50	3.50	2.40	2.00	1.80	2.65	2.15	2.90
3503	Sheriff T.	FC Fastav Zli	Jo	22:05	2.75	17.0	35.0	4.50	5.50	10.5	25.0	17.0	10.5	1.18	1.70	4.20	2.00	2.10	1.65	2.65	1.85	3.10
			Scor corect (Final)										Scor corect (Prima repriză)									
			1:0	2:0	2:1	3:0	0:0	1:1	2:2	0:1	0:2	1:2	0:3	pr1:Cpr2:0	pr2:1pr0:0	pr0:1pr0:2	pr1:2					
3501	Lokomotiv M.	FC Copenhaga	Jo	20:00	6.50	8.00	8.00	18.0	6.67	6.50	17.0	9.50	18.0	15.0	50.0	3.67	10.0	21.0	2.45	5.25	21.0	31.0
3503	Sheriff T.	FC Fastav Zli	Jo	22:05	6.00	6.50	7.50	14.0	5.70	7.00	19.0	12.0	24.0	21.0	80.0	3.25	8.00	21.0	2.45	6.33	31.0	41.0
			Winner (final)		Winner (pauză)		Handicap			Primul gol		Victorie dublă		Marchează în ambele reprize								
			W1	W2	Wp1	Wp2	±H	H 1	H X	H 2	PG 1	PG 2	VD 11	VD 22	1D	2D	1N	2N	1D 2D	1N 2N		
3501	Lokomotiv M.	FC Copenhaga	Jo	20:00	1.38	2.84	1.49	2.58	-1.0	3.80	3.55	1.80	1.67	1.96	6.00	17.0	3.35	6.35	1.25	1.07	14.5	1.35
3503	Sheriff T.	FC Fastav Zli	Jo	22:05	1.20	4.21	1.30	3.43	-1.0	3.00	3.45	2.15	1.55	2.15	4.18	28.3	2.65	7.50	1.36	1.02	16.6	1.30
			Combinajii Winner																			
			1& 1-2	1& 3+	1& 1-3	1& 4+	1& 2-3	1/1& 3+	1&Pr 2+	1/1& Pr2+	1&G	Pr2+ &Dr1	Pr1+ &Dr2	2& 1-2	2& 3+	2& 1-3	2& 4+	2& 2-3	2/2& 3+	2&Pr 2+		
3501	Lokomotiv M.	FC Copenhaga	Jo	20:00	3.14	3.85	2.29	7.20	3.39	5.60	5.45	8.85	4.40	3.69	3.24	6.43	7.50	4.69	14.0	6.95	13.6	11.2
3503	Sheriff T.	FC Fastav Zli	Jo	22:05	2.59	3.40	1.89	5.80	2.80	4.75	4.75	7.30	4.00	3.69	3.24	9.09	10.8	6.64	21.0	9.80	19.2	15.8

Europa League UEFA - Grupa G

			Final					Prima repriză							A doua repriză					
			1	X	2	1X	X2	12	PR1	PRX	PR2	PR 1X	PR 2	PR 12	DR1	DRX	DR2	DR 1X	DR 2	DR 12

Europa League UEFA - Grupa H

				Scor corect (Final)										Scor corect (Prima repriză)							
				1:0	2:0	2:1	3:0	0:0	1:1	2:2	0:1	0:2	1:2	0:3	pr1:Cpr2:0	pr2:1pr0:0	pr0:1pr0:2	pr1:2			
3506	BATE Borisov	Crvena Zvezda	Jo 20:00	8.00	12.0	10.0	30.0	6.23	6.00	17.0	7.50	10.0	9.00	25.0	4.33	13.0	21.0	2.50	4.33	13.0	21.0
3507	FC Koln	Arsenal L.	Jo 20:00	8.50	13.0	11.0	35.0	7.56	6.00	17.0	7.00	9.50	8.50	25.0	4.50	13.0	21.0	2.80	4.33	12.0	17.0
				Winner (final)		Winner (pauză)		Handicap			Primul gol		Victorie dublă		Marchează în ambele reprize						
				W1	W2	Wp1	Wp2	±H	H 1	H X	H 2	PG 1	PG 2	VD 11	VD 22	1D	2D	1N	2N	1D 2D	1N 2N
3506	BATE Borisov	Crvena Zvezda	Jo 20:00	1.92	1.81	1.98	1.81	1.0	1.50	3.80	5.60	1.90	1.80	10.3	9.65	3.85	3.75	1.18	1.19	11.3	1.35
3507	FC Koln	Arsenal L.	Jo 20:00	2.10	1.68	2.07	1.74	1.0	1.57	3.70	4.85	1.95	1.75	12.0	8.50	3.80	3.35	1.18	1.25	8.93	1.45
				Combinatii Winner																	
				1& 1-2	1& 3+	1& 1-3	1& 4+	1& 2-3	1/1& 3+	1&Pr 2+	1/1& Pr2+	1&G	Pr2+ &Dr1+	Pr1+ &Dr2+	2& 1-2	2& 3+	2& 1-3	2& 4+	2& 2-3	2/2& 3+	2&Pr 2+
3506	BATE Borisov	Crvena Zvezda	Jo 20:00	4.43	5.20	3.22	9.21	4.78	8.00	7.34	12.6	5.60	3.43	2.98	4.19	5.15	3.04	8.70	4.52	7.85	6.94
3507	FC Koln	Arsenal L.	Jo 20:00	5.34	4.70	3.74	8.14	5.34	8.11	6.86	11.6	5.30	2.82	2.59	4.27	3.75	3.00	6.50	4.25	5.45	5.40

Europa League UEFA - Grupa I

				Final					Prima repriză							A doua repriză					
				1	X	2	1X	X2	12	PR1	PRX	PR2	PR 1X	PR X2	PR 12	DR1	DRX	DR2	DR 1X	DR X2	DR 12
3508	Konyaspor	Marseille	Jo 20:00	4.00	3.30	2.00	1.80	1.25	1.33	4.00	2.10	2.60	1.43	1.19	1.65	3.66	2.50	2.35	1.43	1.17	1.43
3509	Salzburg	Guimaraes	Jo 20:00	1.37	5.00	9.00	1.05	3.20	1.18	1.77	2.45	7.50	1.04	1.95	1.48	1.60	2.85	7.00	1.05	2.10	1.32
				Total goluri																	
				TG 0-1	TG 0-2	TG 0-3	TG 1-2	TG 1-3	TG 2-3	TG 2-4	TG 2-5	TG 3-4	TG 3-5	TG 4-6	TG 2G	TG 2+	TG 3+	TG 4+	TG 5+	TG 6+	TG 7+
3508	Konyaspor	Marseille	Jo 20:00	3.15	1.70	1.27	2.05	1.45	2.07	1.65	1.40	2.45	2.15	3.70	3.55	1.30	2.10	3.40	6.75	17.0	36.0
3509	Salzburg	Guimaraes	Jo 20:00	4.40	2.25	1.42	2.40	1.58	2.20	1.54	1.27	2.20	1.90	3.15	3.90	1.16	1.65	2.55	5.00	10.5	21.0
				Total goluri prima repriză					Total goluri a doua repriză					Mai multe goluri			Pauză sau Final				
				PR 0-1	PR 2-3	PR 1+	PR 2+	PR 3+	PR 4+	DR 0-1	DR 2-3	DR 1+	DR 2+	DR 3+	DR 4+	I>II	I=II	I<II	PsF 1	PsF X	PsF 2
3508	Konyaspor	Marseille	Jo 20:00	1.38	3.05	1.40	2.80	7.50	15.0	1.60	2.45	1.18	2.10	4.75	11.0	3.15	3.20	1.95	3.00	1.80	1.70
3509	Salzburg	Guimaraes	Jo 20:00	1.50	2.65	1.28	2.40	6.40	10.0	1.78	2.25	1.15	1.90	3.70	7.00	2.85	3.40	2.05	1.25	2.20	6.00
				Pauză - Final							Marchează										
				1-1	1-X	1-2	X-1	X-X	X-2	2-1	2-X	2-2	GM	OM	GN	ON	GG	NG	GG3 +	GM-PR1+	OM-PR1+
3508	Konyaspor	Marseille	Jo 20:00	7.65	16.5	28.0	6.25	5.00	5.30	31.0	16.0	3.25	1.50	1.20	2.40	4.00	1.85	1.95	2.40	2.65	2.00
3509	Salzburg	Guimaraes	Jo 20:00	1.95	18.0	75.0	4.00	10.0	18.0	28.0	18.0	18.0	1.07	1.75	7.00	1.95	1.95	1.75	2.30	1.40	2.85
				Scor corect (Final)										Scor corect (Prima repriză)							
				1:0	2:0	2:1	3:0	0:0	1:1	2:2	0:1	0:2	1:2	0:3	pr1:Cpr2:0	pr2:1pr0:0	pr0:1pr0:2	pr1:2			
3508	Konyaspor	Marseille	Jo 20:00	9.50	15.0	13.0	50.0	7.65	6.00	17.0	6.50	8.00	8.50	19.0	5.00	17.0	21.0	2.80	3.85	9.50	17.0
3509	Salzburg	Guimaraes	Jo 20:00	6.50	6.00	8.50	9.50	10.7	9.00	25.0	15.0	40.0	30.0	100	3.10	5.50	15.0	3.10	8.50	41.0	41.0
				Winner (final)		Winner (pauză)		Handicap			Primul gol		Victorie dublă		Marchează în ambele reprize						
				W1	W2	Wp1	Wp2	±H	H 1	H X	H 2	PG 1	PG 2	VD 11	VD 22	1D	2D	1N	2N	1D 2D	1N 2N
3508	Konyaspor	Marseille	Jo 20:00	2.65	1.43	2.40	1.56	1.0	1.80	3.55	3.60	1.95	1.68	15.0	6.00	4.50	3.20	1.17	1.30	9.33	1.44
3509	Salzburg	Guimaraes	Jo 20:00	1.08	8.00	1.17	4.97	-1.0	2.00	3.65	3.20	1.30	2.90	2.90	50.0	2.00	8.00	1.70	1.04	11.9	1.63
				Combinatii Winner																	
				1& 1-2	1& 3+	1& 1-3	1& 4+	1& 2-3	1/1& 3+	1&Pr 2+	1/1& Pr2+	1&G	Pr2+ &Dr1+	Pr1+ &Dr2+	2& 1-2	2& 3+	2& 1-3	2& 4+	2& 2-3	2/2& 3+	2&Pr 2+
3508	Konyaspor	Marseille	Jo 20:00	6.60	7.30	4.67	11.0	6.67	12.0	9.02	17.0	7.00	2.95	2.63	3.56	3.45	2.52	5.90	3.60	4.85	4.90
3509	Salzburg	Guimaraes	Jo 20:00	2.75	1.95	1.81	3.20	2.52	2.40	2.75	3.75	2.70	2.46	2.17	20.3	13.0	13.4	21.0	18.6	22.0	20.3

Europa League UEFA - Grupa J

				Final					Prima repriză							A doua repriză					
				1	X	2	1X	X2	12	PR1	PRX	PR2	PR 1X	PR X2	PR 12	DR1	DRX	DR2	DR 1X	DR X2	DR 12

Europa League UEFA - Grupa J

Cod	Gazde	Oaspeti	Zi	Ora	Final							Prima repriză						A doua repriză					
					1	X	2	1X	X2	12	PR1	PRX	PR2	PR	PR	PR	DR1	DRX	DR2	DR	DR	DR	
					TG	TG	TG	TG	TG	TG	TG	TG	TG	TG	TG	TG	TG	TG	TG	TG			
					0-1	0-2	0-3	1-2	1-3	2-3	2-4	2-5	3-4	3-5	4-6	2G	2+	3+	4+	5+	6+	7+	
3510	Atl.Bilbao	Hertha B.	Jo	20:00	1.70	3.50	5.50	1.14	2.15	1.30	2.25	2.10	5.30	1.10	1.57	1.67	2.00	2.55	4.57	1.10	1.65	1.36	
3511	Ostersunds FK	Zorya Lugansk	Jo	20:00	1.90	3.40	4.50	1.22	1.90	1.32	2.50	2.00	4.65	1.14	1.46	1.72	2.20	2.35	4.10	1.13	1.49	1.43	
Total goluri																							
3510	Atl.Bilbao	Hertha B.	Jo	20:00	3.15	1.80	1.27	2.05	1.45	2.07	1.65	1.40	2.45	2.15	3.70	3.55	1.30	2.00	3.50	6.70	17.0	36.0	
3511	Ostersunds FK	Zorya Lugansk	Jo	20:00	2.75	1.65	1.19	1.90	1.38	2.05	1.67	1.45	2.65	2.45	4.20	3.30	1.36	2.10	3.95	8.55	20.0	42.0	
Total goluri prima repriză							Total goluri a doua repriză							Mai multe goluri			Pauză sau Final						
					PR	PR	PR	PR	PR	DR	DR	DR	DR	DR	DR	I>II	I=II	I<II	Psf	PsF	X	PsF	
					0-1	2-3	1+	2+	3+	4+	0-1	2-3	1+	2+	3+	4+							
3510	Atl.Bilbao	Hertha B.	Jo	20:00	1.34	3.20	1.43	3.05	8.35	18.0	1.55	2.55	1.21	2.20	5.25	17.0	2.95	3.35	2.00	1.50	1.85	3.50	
3511	Ostersunds FK	Zorya Lugansk	Jo	20:00	1.32	3.30	1.45	3.15	8.65	20.0	1.53	2.60	1.22	2.30	5.50	17.0	2.95	3.35	2.00	1.60	1.75	3.50	
Pauză - Final											Marchează												
					1-1	1-X	1-2	X-1	X-X	X-2	2-1	2-X	2-2	GM	OM	GN	ON	GG	NG	GG3	GM-	OM-	
																				+	PR1+	PR1+	
3510	Atl.Bilbao	Hertha B.	Jo	20:00	2.70	17.0	34.0	4.50	5.50	10.0	25.0	17.0	10.0	1.18	1.60	4.20	2.20	1.95	1.75	2.40	1.70	2.55	
3511	Ostersunds FK	Zorya Lugansk	Jo	20:00	3.20	16.0	40.0	4.55	5.00	9.00	26.0	16.5	9.00	1.22	1.55	3.80	2.25	1.95	1.75	2.45	2.00	3.00	
Scor corect (Final)											Scor corect (Prima repriză)												
					1:0	2:0	2:1	3:0	0:0	1:1	2:2	0:1	0:2	1:2	0:3	pr1:	Cpr2:0	pr2:1	pr0:0	pr0:1	pr0:2	pr1:2	
3510	Atl.Bilbao	Hertha B.	Jo	20:00	6.00	7.00	7.50	14.0	6.92	6.50	17.0	11.0	23.0	17.0	65.0	3.33	8.00	17.0	2.60	6.00	26.0	31.0	
3511	Ostersunds FK	Zorya Lugansk	Jo	20:00	6.00	7.00	8.00	18.0	6.09	6.50	17.0	9.50	19.0	15.0	50.0	3.50	9.00	21.0	2.50	5.50	21.0	31.0	
Winner (final)					Winner (pauză)				Handicap				Primul gol		Victorie dublă		Marchează în ambele reprize						
					W1	W2	Wp1	Wp2	±H	H	H X	H 2	PG 1	PG 2	VD	VD	1D	2D	1N	2N	1D	1N	
															11	22					2D	2N	
3510	Atl.Bilbao	Hertha B.	Jo	20:00	1.25	3.93	1.32	3.20	-1.0	3.00	3.45	2.15	1.57	2.12	4.50	25.0	2.70	6.50	1.40	1.07	13.0	1.37	
3511	Ostersunds FK	Zorya Lugansk	Jo	20:00	1.35	3.30	1.40	2.85	-1.0	3.50	3.50	1.90	1.63	2.02	5.50	22.0	3.20	6.00	1.30	1.10	12.7	1.32	
Combinatii Winner																							
					1&	1&	1&	1&	1&	1/1&	1&Pr	1/1&	1&G	Pr2+	Pr1+	2&	2&	2&	2&	2&	2/2&	2&Pr	
					1-2	3+	1-3	4+	2-3	3+	2+	Pr2+	G	&Dr1	&Dr2	1-2	3+	1-3	4+	2-3	3+	2+	
3510	Atl.Bilbao	Hertha B.	Jo	20:00	2.81	2.95	2.02	5.15	2.95	3.95	4.39	6.20	3.75	3.30	2.81	9.09	9.50	6.53	16.0	9.56	16.0	14.2	
3511	Ostersunds FK	Zorya Lugansk	Jo	20:00	3.06	3.60	2.22	6.60	3.30	5.20	5.07	8.00	4.20	3.43	2.98	7.25	9.00	5.26	17.0	7.82	16.0	12.0	

Europa League UEFA - Grupa K

Cod	Gazde	Oaspeti	Zi	Ora	Final							Prima repriză						A doua repriză					
					1	X	2	1X	X2	12	PR1	PRX	PR2	PR	PR	PR	DR1	DRX	DR2	DR	DR	DR	
					TG	TG	TG	TG	TG	TG	TG	TG	TG	TG	TG	TG	TG	TG	TG	TG	TG		
					0-1	0-2	0-3	1-2	1-3	2-3	2-4	2-5	3-4	3-5	4-6	2G	2+	3+	4+	5+	6+	7+	
3512	Lazio	Vitesse Arnhe	Jo	20:00	1.50	4.30	6.50	1.11	2.60	1.22	1.95	2.35	5.70	1.09	1.76	1.52	1.75	2.70	5.96	1.04	1.81	1.35	
3513	OGC Nice	Waregem	Jo	20:00	1.50	4.30	6.50	1.11	2.60	1.22	1.95	2.40	5.40	1.10	1.76	1.50	1.75	2.70	5.96	1.04	1.81	1.35	
Total goluri																							
3512	Lazio	Vitesse Arnhe	Jo	20:00	4.70	2.35	1.47	2.50	1.63	2.25	1.54	1.27	2.20	1.80	2.95	4.00	1.13	1.60	2.45	4.60	9.50	20.0	
3513	OGC Nice	Waregem	Jo	20:00	4.40	2.25	1.42	2.40	1.58	2.20	1.54	1.27	2.20	1.90	3.15	3.90	1.16	1.65	2.55	5.00	10.5	21.0	
Total goluri prima repriză							Total goluri a doua repriză							Mai multe goluri			Pauză sau Final						
					PR	PR	PR	PR	PR	DR	DR	DR	DR	DR	DR	I>II	I=II	I<II	Psf	PsF	X	PsF	
					0-1	2-3	1+	2+	3+	4+	0-1	2-3	1+	2+	3+	4+							
3512	Lazio	Vitesse Arnhe	Jo	20:00	1.55	2.60	1.24	2.30	6.00	9.50	1.83	2.20	1.13	1.80	3.50	6.50	2.95	3.35	2.00	1.40	2.20	4.00	
3513	OGC Nice	Waregem	Jo	20:00	1.50	2.65	1.28	2.40	6.40	10.0	1.78	2.25	1.15	1.90	3.70	7.00	2.95	3.35	2.00	1.40	2.20	4.00	
Pauză - Final											Marchează												
					1-1	1-X	1-2	X-1	X-X	X-2	2-1	2-X	2-2	GM	OM	GN	ON	GG	NG	GG3	GM-	OM-	
																				+	PR1+	PR1+	
3512	Lazio	Vitesse Arnhe	Jo	20:00	2.20	17.0	40.0	4.40	5.75	15.0	27.0	17.5	13.0	1.08	1.50	7.00	2.40	1.70	2.00	1.95	1.55	2.45	
3513	OGC Nice	Waregem	Jo	20:00	2.20	17.0	40.0	4.40	7.00	15.0	27.0	17.5	13.0	1.07	1.60	6.50	2.20	1.80	1.90	2.00	1.50	2.40	
Scor corect (Final)											Scor corect (Prima repriză)												

Europa League UEFA - Grupa K

				Scor corect (Final)										Scor corect (Prima repriză)							
				1:0	2:0	2:1	3:0	0:0	1:1	2:2	0:1	0:2	1:2	0:3	pr1:Cpr2:0	pr2:1pr0:0	pr0:1pr0:2	pr1:2			
3512	Lazio	Vitesse Arnhe	Jo 20:00	6.50	6.50	8.00	11.0	9.14	7.00	21.0	13.0	35.0	25.0	100	3.40	6.50	13.0	3.25	7.00	26.0	26.0
3513	OGC Nice	Waregem	Jo 20:00	6.50	6.50	8.00	11.0	9.14	7.00	21.0	13.0	35.0	25.0	100	3.40	6.50	13.0	3.25	7.00	26.0	26.0
				Winner (final)		Winner (pauză)		Handicap			Primul gol		Victorie dublă		Marchează în ambele reprize						
				W1	W2	Wp1	Wp2	±H	H 1	H X	H 2	PG 1	PG 2	VD 11	VD 22	1D	2D	1N	2N	1D 2D	1N 2N
3512	Lazio	Vitesse Arnhe	Jo 20:00	1.15	4.99	1.27	3.70	-1.0	2.35	3.50	2.60	1.50	2.25	3.50	35.0	2.10	6.00	1.65	1.10	8.33	1.69
3513	OGC Nice	Waregem	Jo 20:00	1.15	4.99	1.28	3.55	-1.0	2.25	3.50	2.60	1.50	2.25	3.40	34.0	2.10	6.00	1.65	1.10	8.33	1.69
				Combinatii Winner																	
				1& 1-2	1& 3+	1& 1-3	1& 4+	1& 2-3	1/1& 3+	1&Pr 2+	1/1& Pr2+	1&G	Pr2+ &Dr1	Pr1+ &Dr2	2& 1-2	2& 3+	2& 1-3	2& 4+	2& 2-3	2/2& 3+	2&Pr 2+
3512	Lazio	Vitesse Arnhe	Jo 20:00	3.18	2.05	2.07	3.20	2.86	2.70	2.92	4.00	2.80	2.32	1.99	13.8	8.50	8.98	13.0	12.4	15.0	12.7
3513	OGC Nice	Waregem	Jo 20:00	3.05	2.10	2.01	3.35	2.80	2.70	3.05	4.00	2.90	2.46	2.17	13.2	9.09	8.70	14.1	12.1	18.0	13.2

Europa League UEFA - Grupa L

				Final					Prima repriză						A doua repriză							
				1	X	2	1X	X2	12	PR1	PRX	PR2	PR 1X	PR 2	PR 12	DR1	DRX	DR2	DR 1X	DR 2	DR 12	
3514	FC Zenit	Vardar 1947 S	Jo 20:00	1.10	10.0	24.0	-	7.00	1.05	1.35	3.40	17.0	-	2.70	1.22	1.25	4.20	17.0	-	3.20	1.15	
3515	Rosenborg	Real Sociedad	Jo 20:00	4.50	3.55	1.85	1.95	1.22	1.30	4.30	2.17	2.35	1.52	1.16	1.61	4.13	2.50	2.15	1.51	1.13	1.40	
				Total goluri																		
				TG 0-1	TG 0-2	TG 0-3	TG 1-2	TG 1-3	TG 2-3	TG 2-4	TG 2-5	TG 3-4	TG 3-5	TG 4-6	TG 2G	TG 2+	TG 3+	TG 4+	TG 5+	TG 6+	TG 7+	
3514	FC Zenit	Vardar 1947 S	Jo 20:00	8.30	3.50	1.95	3.65	2.20	2.55	1.80	1.32	2.05	1.65	2.30	4.50	1.04	1.30	1.75	2.75	4.40	9.00	
3515	Rosenborg	Real Sociedad	Jo 20:00	3.75	1.90	1.32	2.15	1.48	2.10	1.55	1.30	2.35	2.00	3.50	3.70	1.20	1.80	3.10	5.75	13.0	30.0	
				Total goluri prima repriză					Total goluri a doua repriză					Mai multe goluri			Pauză sau Final					
				PR 0-1	PR 2-3	PR 1+	PR 2+	PR 3+	PR 4+	DR 0-1	DR 2-3	DR 1+	DR 2+	DR 3+	DR 4+	I>II	I=II	I<II	PsF 1	PsF X	PsF 2	
3514	FC Zenit	Vardar 1947 S	Jo 20:00	1.85	2.15	1.12	1.85	3.50	7.00	2.10	2.05	1.09	1.60	3.00	4.50	2.85	3.40	2.05	1.07	3.20	10.0	
3515	Rosenborg	Real Sociedad	Jo 20:00	1.44	2.90	1.36	2.65	7.50	13.0	1.65	2.35	1.16	2.05	4.35	9.00	2.95	3.35	2.00	3.35	1.95	1.60	
				Pauză - Final						Marchează												
				1-1	1-X	1-2	X-1	X-X	X-2	2-1	2-X	2-2	GM	OM	GN	ON	GG	NG	GG3	GM- +	OM- PR1+	PR1+
3514	FC Zenit	Vardar 1947 S	Jo 20:00	1.40	30.0	100	4.00	20.0	60.0	30.0	45.0	50.0	1.01	2.25	9.00	1.57	2.30	1.55	2.50	1.18	3.80	
3515	Rosenborg	Real Sociedad	Jo 20:00	8.00	16.5	26.0	7.50	5.50	4.80	33.0	16.5	2.90	1.42	1.15	2.65	4.75	1.70	2.10	2.05	2.55	1.80	
				Scor corect (Final)										Scor corect (Prima repriză)								
				1:0	2:0	2:1	3:0	0:0	1:1	2:2	0:1	0:2	1:2	0:3	pr1:Cpr2:0	pr2:1pr0:0	pr0:1pr0:2	pr1:2				
3514	FC Zenit	Vardar 1947 S	Jo 20:00	7.50	7.50	10.0	7.00	7.75	17.0	50.0	25.0	100	50.0	100	2.75	3.75	21.0	3.75	21.0	31.0	201	
3515	Rosenborg	Real Sociedad	Jo 20:00	10.0	20.0	15.0	50.0	9.31	6.50	17.0	6.00	7.00	8.00	17.0	5.50	17.0	26.0	2.85	3.67	8.50	15.0	
				Winner (final)		Winner (pauză)		Handicap			Primul gol		Victorie dublă		Marchează în ambele reprize							
				W1	W2	Wp1	Wp2	±H	H 1	H X	H 2	PG 1	PG 2	VD 11	VD 22	1D	2D	1N	2N	1D 2D	1N 2N	
3514	FC Zenit	Vardar 1947 S	Jo 20:00	-	22.0	1.01	12.0	-1.0	1.32	4.40	7.00	1.05	6.00	1.70	100	1.45	10.0	2.55	1.01	31.4	2.60	
3515	Rosenborg	Real Sociedad	Jo 20:00	3.23	1.33	2.66	1.45	1.0	1.95	3.50	3.40	2.03	1.62	18.0	5.05	4.85	2.65	1.14	1.42	9.20	1.55	
				Combinatii Winner																		
				1& 1-2	1& 3+	1& 1-3	1& 4+	1& 2-3	1/1& 3+	1&Pr 2+	1/1& Pr2+	1&G	Pr2+ &Dr1	Pr1+ &Dr2	2& 1-2	2& 3+	2& 1-3	2& 4+	2& 2-3	2/2& 3+	2&Pr 2+	
3514	FC Zenit	Vardar 1947 S	Jo 20:00	3.20	1.38	2.00	1.85	2.50	1.55	1.95	2.00	2.85	1.95	1.63	73.6	27.0	46.3	35.0	68.0	60.0	45.0	
3515	Rosenborg	Real Sociedad	Jo 20:00	8.20	6.80	5.64	11.8	8.01	11.0	10.1	17.0	8.30	2.74	2.49	3.37	2.80	2.32	4.86	3.29	3.75	4.15	

Meci amical intercluburi

				Final					Prima repriză						A doua repriză						
				1	X	2	1X	X2	12	PR1	PRX	PR2	PR 1X	PR 2	PR 12	DR1	DRX	DR2	DR 1X	DR 2	DR 12

Meci amical intercluburi

Cod	Gazde	Oaspeti	Zi	Ora	Final					Prima repriză					A doua repriză							
					1	X	2	1X	X2	12	PR1	PRX	PR2	PR	PR	PR	DR1	DRX	DR2	DR	DR	DR
2388	TJ Valasske M	FC Viktoria O	Jo	14:30	2.10	3.75	2.72	1.35	1.58	1.18	2.45	2.55	3.20	1.19	1.35	1.38	2.40	2.80	3.55	1.18	1.41	1.32
					Total goluri																	
					TG	TG	TG	TG	TG	TG	TG	TG	TG	TG	TG	TG	TG	TG	TG	TG	TG	TG
					0-1	0-2	0-3	1-2	1-3	2-3	2-4	2-5	3-4	3-5	4-6	2G	2+	3+	4+	5+	6+	7+
2388	TJ Valasske M	FC Viktoria O	Jo	14:30	7.00	3.20	1.95	3.65	2.20	2.55	1.60	1.32	1.95	1.65	2.10	4.50	1.04	1.30	1.65	2.30	4.20	7.50
					Total goluri prima repriză					Total goluri a doua repriză					Mai multe goluri			Pauză sau Final				
					PR	PR	PR	PR	PR	PR	DR	DR	DR	DR	DR	DR	I>II	I=II	I<II	PsF 1	PsF X	PsF 2
					0-1	2-3	1+	2+	3+	4+	0-1	2-3	1+	2+	3+	4+						
2388	TJ Valasske M	FC Viktoria O	Jo	14:30	-	-	-	-	-	-	-	-	-	-	-	3.15	3.20	1.95	1.65	2.25	1.95	
					Pauză - Final					Marchează												
					1-1	1-X	1-2	X-1	X-X	X-2	2-1	2-X	2-2	GM	OM	GN	ON	GG	NG	GG3	GM-	OM-
																				+	PR1+	PR1+
2388	TJ Valasske M	FC Viktoria O	Jo	14:30	3.50	16.0	24.0	5.30	4.80	6.00	22.0	16.0	5.00	-	-	-	-	-	-	-	-	
					Winner (final)		Winner (pauză)		Handicap			Primul gol		Victorie dublă		Marchează în ambele reprize						
					W1	W2	Wp1	Wp2	±H	H 1	H X	H 2	PG 1	PG 2	VD	VD	1D	2D	1N	2N	1D	1N
															11	22					2D	2N
2388	TJ Valasske M	FC Viktoria O	Jo	14:30	1.54	1.99	1.67	2.18	-1.0	3.65	3.55	1.58	-	-	-	-	-	-	-	-	-	

Meci amical intertari, Feminin

Cod	Gazde	Oaspeti	Zi	Ora	1	X	2	1X	X2	12	PR1	PRX	PR2	PR	PR	PR	DR1	DRX	DR2	DR	DR	DR
					1X	X2	12	PR1	PRX	PR2	PR	PR	PR	DR1	DRX	DR2	DR	DR	DR			
2389	Malta (F)	EAU (F)	Jo	15:00	1.35	5.50	5.67	1.08	2.79	1.09	1.73	2.65	6.50	1.01	1.83	1.32	1.60	2.90	6.50	1.03	2.00	1.28
					TG	TG	TG	TG	TG	TG	TG	TG	TG	TG	TG	TG	TG	TG	TG	TG	TG	TG
					0-1	0-2	0-3	1-2	1-3	2-3	2-4	2-5	3-4	3-5	4-6	2G	2+	3+	4+	5+	6+	7+
2389	Malta (F)	EAU (F)	Jo	15:00	6.00	2.70	1.70	3.10	1.95	2.40	1.52	1.30	2.00	1.70	2.20	4.20	1.07	1.40	1.90	2.90	5.20	10.0
					PR	PR	PR	PR	±H	H 1	H X	H 2	W1	W2	Wp1	Wp2	I>II	I=II	I<II	PsF 1	PsF X	PsF 2
					0-1	2-3	1+	2+														
2389	Malta (F)	EAU (F)	Jo	15:00	-	-	-	-	-1.0	1.90	3.65	2.70	1.10	4.64	1.20	4.50	2.85	3.40	2.05	1.25	2.40	3.86
					1-1	1-X	1-2	X-1	X-X	X-2	2-1	2-X	2-2	GM	OM	GN	ON	GG	NG	GG3	GM-	OM-
																				+	PR1+	PR1+
2389	Malta (F)	EAU (F)	Jo	15:00	1.87	18.0	50.0	4.30	7.00	18.0	28.0	18.0	14.0	-	-	-	-	-	-	-	-	

Calificari CM (F) UEFA - Grupa 7

Cod	Gazde	Oaspeti	Zi	Ora	1	X	2	1X	X2	12	PR1	PRX	PR2	PR	PR	PR	DR1	DRX	DR2	DR	DR	DR
					1X	X2	12	PR1	PRX	PR2	PR	PR	PR	DR1	DRX	DR2	DR	DR	DR			
1130	Austria (F)	Israel (F)	Jo	21:30	1.02	15.0	23.0	-	8.40	-	1.18	4.00	23.0	-	3.80	1.12	1.04	8.25	24.5	-	6.17	-
					TG	TG	TG	TG	TG	TG	TG	TG	TG	TG	TG	TG	TG	TG	TG	TG	TG	TG
					0-1	0-2	0-3	1-2	1-3	2-3	2-4	2-5	3-4	3-5	4-6	2G	2+	3+	4+	5+	6+	7+
1130	Austria (F)	Israel (F)	Jo	21:30	7.75	3.60	2.10	3.85	2.35	2.70	1.60	1.33	1.95	1.65	2.05	4.70	1.02	1.22	1.50	2.15	4.10	7.00
					PR	PR	PR	PR	±H	H 1	H X	H 2	W1	W2	Wp1	Wp2	I>II	I=II	I<II	PsF 1	PsF X	PsF 2
					0-1	2-3	1+	2+														
1130	Austria (F)	Israel (F)	Jo	21:30	-	-	-	-	-1.0	1.15	6.50	8.40	-	21.5	-	18.7	2.85	3.40	2.05	-	3.85	11.0
					1-1	1-X	1-2	X-1	X-X	X-2	2-1	2-X	2-2	GM	OM	GN	ON	GG	NG	GG3	GM-	OM-
																				+	PR1+	PR1+
1130	Austria (F)	Israel (F)	Jo	21:30	1.18	30.0	75.0	4.05	17.5	27.5	22.0	25.0	45.0	-	-	-	-	-	-	-	-	

Georgia U19

Cod	Gazde	Oaspeti	Zi	Ora	1	X	2	1X	X2	12	W1	W2	TG	TG	TG	TG	TG	TG	TG	I>II	I=II	I<II
					0-1	2+	0-2	3+	2-4	0-3	4+											
1914	Kolkheti 1913	FC Samtredia	Jo	12:00	4.24	4.80	1.50	2.25	1.14	1.11	3.36	1.19	6.85	1.05	2.70	1.40	1.48	1.65	1.80	-	-	-

Germania Amatori - Oberliga Westfalen

Cod	Gazde	Oaspeti	Zi	Ora	1	X	2	1X	X2	12	PR1	PRX	PR2	PR	PR	PR	DR1	DRX	DR2	DR	DR	DR
					1X	X2	12	PR1	PRX	PR2	PR	PR	PR	DR1	DRX	DR2	DR	DR	DR			
1131	SV Lippstadt	Arminia Biele	Jo	19:00	1.80	4.00	3.27	1.24	1.80	1.16	-	-	-	-	-	-	-	-	-	-	-	-

Germania Amatori - Oberliga Westfalen

				TG	TG	TG	TG	TG	TG	TG	TG	TG	TG	TG	TG	TG	TG	TG	TG	TG	TG	
				0-1	0-2	0-3	1-2	1-3	2-3	2-4	2-5	3-4	3-5	4-6	2G	2+	3+	4+	5+	6+	7+	
1131	SV Lippstadt	Arminia Biele	Jo	19:00	5.50	2.40	1.52	2.65	1.75	2.15	1.45	1.21	2.25	1.70	2.45	4.50	1.08	1.50	2.20	3.30	6.00	9.50
					PR	PR	PR	PR	±H	H 1	H X	H 2	W1	W2	Wp1	Wp2	>II	I=II	I<II	Psf 1	Psf X	Psf 2
					0-1	2-3	1+	2+														
1131	SV Lippstadt	Arminia Biele	Jo	19:00	-	-	-	-	-1.0	2.90	3.65	1.80	1.35	2.45	-	-	-	-	-	-	-	-

Gibraltar - First Division

Cod	Gazde	Oaspeti	Zi	Ora	1	X	2	1X	X2	12	PR1	PRX	PR2	PR	PR	PR	DR1	DRX	DR2	DR	DR	DR
														1X	X2	12				1X	X2	12
1132	ST Josephs FC	Lynx FC	Jo	21:30	1.50	4.20	4.85	1.11	2.25	1.15	1.95	2.40	5.40	1.03	1.59	1.37	1.75	2.70	5.96	1.04	1.81	1.35
					TG	TG	TG	TG	TG	TG	TG	TG	TG	TG	TG	TG	TG	TG	TG	TG	TG	TG
					0-1	0-2	0-3	1-2	1-3	2-3	2-4	2-5	3-4	3-5	4-6	2G	2+	3+	4+	5+	6+	7+
1132	ST Josephs FC	Lynx FC	Jo	21:30	4.60	2.25	1.43	2.50	1.60	2.15	1.42	1.24	2.15	1.75	2.45	4.40	1.12	1.60	2.20	3.10	6.20	11.0
					PR	PR	PR	PR	±H	H 1	H X	H 2	W1	W2	Wp1	Wp2	>II	I=II	I<II	Psf 1	Psf X	Psf 2
					0-1	2-3	1+	2+														
1132	ST Josephs FC	Lynx FC	Jo	21:30	1.50	2.45	1.15	2.25	-1.0	2.20	3.65	2.25	1.14	3.70	1.28	3.55	3.15	3.80	1.90	1.40	2.15	3.95
					1-1	1-X	1-2	X-1	X-X	X-2	2-1	2-X	2-2	GM	OM	GN	ON	GG	NG	GG3	GM-	OM-
1132	ST Josephs FC	Lynx FC	Jo	21:30	2.15	16.0	33.0	4.40	5.90	14.0	20.0	16.5	7.25	1.08	1.45	5.50	2.40	1.65	2.10	1.85	1.55	2.50

Irlanda - Munster Senior Cup

Cod	Gazde	Oaspeti	Zi	Ora	1	X	2	1X	X2	12	PR1	PRX	PR2	PR	PR	PR	DR1	DRX	DR2	DR	DR	DR
														1X	X2	12				1X	X2	12
2875	ST Marys AFC	College Corin	Jo	21:30	3.11	3.80	1.90	1.71	1.27	1.18	-	-	-	-	-	-	-	-	-	-	-	-
					TG	TG	TG	TG	TG	TG	TG	TG	TG	TG	TG	TG	TG	TG	TG	TG	TG	TG
					0-1	0-2	0-3	1-2	1-3	2-3	2-4	2-5	3-4	3-5	4-6	2G	2+	3+	4+	5+	6+	7+
2875	ST Marys AFC	College Corin	Jo	21:30	4.40	2.10	1.42	2.35	1.52	2.15	1.40	1.25	2.30	1.80	2.70	4.15	1.13	1.65	2.25	3.25	6.00	15.0
					PR	PR	PR	PR	±H	H 1	H X	H 2	W1	W2	Wp1	Wp2	>II	I=II	I<II	Psf 1	Psf X	Psf 2
					0-1	2-3	1+	2+														
2875	ST Marys AFC	College Corin	Jo	21:30	-	-	-	-	1.0	1.71	3.50	3.20	2.29	1.40	-	-	-	-	-	-	-	-

Irlanda - Leinster Senior Cup

Cod	Gazde	Oaspeti	Zi	Ora	1	X	2	1X	X2	12	PR1	PRX	PR2	PR	PR	PR	DR1	DRX	DR2	DR	DR	DR
														1X	X2	12				1X	X2	12
2882	St Francis Fc	Wicklow Rover	Jo	21:45	1.75	3.75	3.66	1.19	1.85	1.18	-	-	-	-	-	-	-	-	-	-	-	-
					TG	TG	TG	TG	TG	TG	TG	TG	TG	TG	TG	TG	TG	TG	TG	TG	TG	TG
					0-1	0-2	0-3	1-2	1-3	2-3	2-4	2-5	3-4	3-5	4-6	2G	2+	3+	4+	5+	6+	7+
2882	St Francis Fc	Wicklow Rover	Jo	21:45	10.0	3.50	2.25	3.50	2.60	2.90	1.55	1.30	2.05	1.48	1.80	5.30	1.02	1.25	1.45	1.85	2.50	3.50
					PR	PR	PR	PR	±H	H 1	H X	H 2	W1	W2	Wp1	Wp2	>II	I=II	I<II	Psf 1	Psf X	Psf 2
					0-1	2-3	1+	2+														
2882	St Francis Fc	Wicklow Rover	Jo	21:45	-	-	-	-	-1.0	2.80	3.45	1.85	1.28	2.68	-	-	-	-	-	-	-	-

Polonia - CLJ, Vest

Cod	Gazde	Oaspeti	Zi	Ora	1	X	2	1X	X2	12	PR1	PRX	PR2	PR	PR	PR	DR1	DRX	DR2	DR	DR	DR
														1X	X2	12				1X	X2	12
1147	Podbeskidzie	UKP Zielona G	Jo	14:30	1.20	5.50	7.50	1.02	3.50	1.08	-	-	-	-	-	-	-	-	-	-	-	-
					TG	TG	TG	TG	TG	TG	TG	TG	TG	TG	TG	TG	TG	TG	TG	TG	TG	TG
					0-1	0-2	0-3	1-2	1-3	2-3	2-4	2-5	3-4	3-5	4-6	2G	2+	3+	4+	5+	6+	7+
1147	Podbeskidzie	UKP Zielona G	Jo	14:30	7.75	2.90	1.75	3.15	2.05	2.40	1.50	1.26	2.15	1.55	2.05	5.00	1.03	1.35	1.75	2.25	3.25	5.00
					PR	PR	PR	PR	±H	H 1	H X	H 2	W1	W2	Wp1	Wp2	>II	I=II	I<II	Psf 1	Psf X	Psf 2
					0-1	2-3	1+	2+														
1147	Podbeskidzie	UKP Zielona G	Jo	14:30	-	-	-	-	-1.0	1.55	3.90	3.50	-	6.14	-	-	-	-	-	-	-	-

Rusia - Tineret

Cod	Gazde	Oaspeti	Zi	Ora	1	X	2	1X	X2	12	PR1	PRX	PR2	PR	PR	PR	DR1	DRX	DR2	DR	DR	DR
														1X	X2	12				1X	X2	12
1163	Amkar Perm (Dinamo Moscow	Jo	11:00	4.10	3.85	1.65	1.98	1.15	1.17	4.65	2.45	2.05	1.53	1.06	1.35	4.87	2.55	1.90	1.67	1.08	1.36
					TG	TG	TG	TG	TG	TG	TG	TG	TG	TG	TG	TG	TG	TG	TG	TG	TG	TG
					0-1	0-2	0-3	1-2	1-3	2-3	2-4	2-5	3-4	3-5	4-6	2G	2+	3+	4+	5+	6+	7+
1163	Amkar Perm (Dinamo Moscow	Jo	11:00	6.25	2.60	1.60	2.85	1.85	2.20	1.46	1.21	2.20	1.60	2.30	4.60	1.07	1.45	1.95	2.80	4.80	8.00

Rusia - Tineret

				PR	PR	PR	PR	±H	H 1	H X	H 2	W1	W2	Wp1	Wp2	I>II	I=II	I<II	Psf 1	Psf X	Psf 2	
				0-1	2-3	1+	2+															
1163	Amkar Perm (Dinamo Moscow	Jo	11:00	1.60	2.10	1.13	2.05	1.0	1.98	3.45	2.70	3.04	1.22	3.09	1.36	2.95	3.35	2.00	2.87	2.15	1.43
					1-1	1-X	1-2	X-1	X-X	X-2	2-1	2-X	2-2	GM	OM	GN	ON	GG	NG	GG3	GM-	OM-
1163	Amkar Perm (Dinamo Moscow	Jo	11:00	7.80	17.0	25.0	10.5	5.50	4.50	35.0	17.0	2.52	1.30	1.08	2.90	5.50	1.45	2.55	1.65	2.20	1.53

Slovenia - Mladinska Liga (Tineret)

Cod	Gazde	Oaspeti	Zi	Ora	1	X	2	1X	X2	12	PR1	PRX	PR2	PR	PR	PR	DR1	DRX	DR2	DR	DR	DR
					0-1	0-2	0-3	1-2	1-3	2-3	2-4	2-5	3-4	3-5	4-6	2G	2+	3+	4+	5+	6+	7+
1858	NK Domzale	NS Mura	Jo	15:00	1.30	5.00	7.05	1.03	3.00	1.10	-	-	-	-	-	-	-	-	-	-	-	-
					TG	TG	TG	TG	TG	TG	TG	TG	TG	TG	TG	TG	TG	TG	TG	TG	TG	TG
1858	NK Domzale	NS Mura	Jo	15:00	9.50	3.20	2.10	3.40	2.45	2.80	1.55	1.28	2.07	1.50	1.85	5.20	1.02	1.30	1.55	2.20	3.00	5.00
					PR	PR	PR	PR	±H	H 1	H X	H 2	W1	W2	Wp1	Wp2	I>II	I=II	I<II	Psf 1	Psf X	Psf 2
1858	NK Domzale	NS Mura	Jo	15:00	-	-	-	-	-1.0	1.75	3.75	3.00	1.04	5.64	-	-	-	-	-	-	-	-

Argentina - Campeonato De Reserva De Primera Division B

Cod	Gazde	Oaspeti	Zi	Ora	1	X	2	1X	X2	12	PR1	PRX	PR2	PR	PR	PR	DR1	DRX	DR2	DR	DR	DR
					0-1	0-2	0-3	1-2	1-3	2-3	2-4	2-5	3-4	3-5	4-6	2G	2+	3+	4+	5+	6+	7+
1835	Estudiantes B	CA Colegiales	Jo	22:00	1.90	3.70	3.18	1.26	1.71	1.19	-	-	-	-	-	-	-	-	-	-	-	-
					TG	TG	TG	TG	TG	TG	TG	TG	TG	TG	TG	TG	TG	TG	TG	TG	TG	TG
1835	Estudiantes B	CA Colegiales	Jo	22:00	4.40	2.10	1.42	2.35	1.52	2.15	1.40	1.25	2.30	1.80	2.70	4.15	1.13	1.65	2.45	3.70	7.25	14.0
					PR	PR	PR	PR	±H	H 1	H X	H 2	W1	W2	Wp1	Wp2	I>II	I=II	I<II	Psf 1	Psf X	Psf 2
1835	Estudiantes B	CA Colegiales	Jo	22:00	-	-	-	-	-1.0	3.50	3.50	1.71	1.39	2.32	-	-	-	-	-	-	-	-

Brazilia - Campeonato Aspirantes

Cod	Gazde	Oaspeti	Zi	Ora	1	X	2	1X	X2	12	PR1	PRX	PR2	PR	PR	PR	DR1	DRX	DR2	DR	DR	DR
					0-1	0-2	0-3	1-2	1-3	2-3	2-4	2-5	3-4	3-5	4-6	2G	2+	3+	4+	5+	6+	7+
1839	SAO Paulo SP	Santos	Jo	23:30	2.50	3.75	2.25	1.50	1.41	1.18	-	-	-	-	-	-	-	-	-	-	-	-
					TG	TG	TG	TG	TG	TG	TG	TG	TG	TG	TG	TG	TG	TG	TG	TG	TG	TG
1839	SAO Paulo SP	Santos	Jo	23:30	3.50	1.70	1.32	1.80	1.41	2.05	1.40	1.30	2.50	2.25	3.05	3.40	1.22	2.00	2.80	4.15	9.00	20.0
					PR	PR	PR	PR	±H	H 1	H X	H 2	W1	W2	Wp1	Wp2	I>II	I=II	I<II	Psf 1	Psf X	Psf 2
1839	SAO Paulo SP	Santos	Jo	23:30	-	-	-	-	1.0	1.50	3.65	4.35	1.83	1.65	-	-	-	-	-	-	-	-

Brazilia - U20 Supercupa

Cod	Gazde	Oaspeti	Zi	Ora	1	X	2	1X	X2	12	PR1	PRX	PR2	PR	PR	PR	DR1	DRX	DR2	DR	DR	DR
					0-1	0-2	0-3	1-2	1-3	2-3	2-4	2-5	3-4	3-5	4-6	2G	2+	3+	4+	5+	6+	7+
1857	Cruzeiro U20	A Atletico MG U	Jo	23:00	2.40	3.60	2.40	1.44	1.44	1.20	-	-	-	-	-	-	-	-	-	-	-	-
					TG	TG	TG	TG	TG	TG	TG	TG	TG	TG	TG	TG	TG	TG	TG	TG	TG	TG
1857	Cruzeiro U20	A Atletico MG U	Jo	23:00	3.60	1.85	1.35	1.90	1.45	2.10	1.38	1.28	2.40	2.05	2.90	3.60	1.20	1.85	2.70	3.90	8.25	22.0
					PR	PR	PR	PR	±H	H 1	H X	H 2	W1	W2	Wp1	Wp2	I>II	I=II	I<II	Psf 1	Psf X	Psf 2
1857	Cruzeiro U20	A Atletico MG U	Jo	23:00	-	-	-	-	-1.0	4.50	3.85	1.44	1.73	1.73	-	-	-	-	-	-	-	-

Columbia - Primera B, Clausura, Playoffs

Cod	Gazde	Oaspeti	Zi	Ora	Final							Prima repriză						A doua repriză							
					1	X	2	1X	X2	12	PR1	PRX	PR2	PR	PR	PR	DR1	DRX	DR2	DR	DR	DR			
1172	Llaneros FC	Leones FC	Jo	22:15	2.20	3.25	2.85	1.32	1.52	1.24	2.75	2.10	3.70	1.13	1.27	1.50	2.50	2.45	3.46	1.19	1.38	1.42			
					Total goluri																				
					TG	TG	TG	TG	TG	TG	TG	TG	TG	TG	TG	TG	TG	TG	TG	TG	TG	TG			
1172	Llaneros FC	Leones FC	Jo	22:15	3.30	1.80	1.27	2.05	1.45	2.07	1.48	1.31	2.45	2.05	3.70	3.55	1.20	1.90	3.40	6.70	12.0	36.0			
					0-1	0-2	0-3	1-2	1-3	2-3	2-4	2-5	3-4	3-5	4-6	2G	2+	3+	4+	5+	6+	7+			

Columbia - Primera B, Clausura, Playoffs

				Total goluri prima repriză					Total goluri a doua repriză					Mai multe goluri			Pauză sau Final				
				PR 0-1	PR 2-3	PR 1+	PR 2+	PR 3+	PR 4+	DR 0-1	DR 2-3	DR 1+	DR 2+	DR 3+	DR 4+	I>II	I=II	I<II	PsF 1	PsF X	PsF 2
1172	Llaneros FC	Leones FC	Jo 22:15	1.38	3.05	1.40	2.80	7.50	15.0	1.60	2.45	1.18	2.10	4.75	11.0	3.15	3.20	1.95	1.85	1.80	2.35
Pauză - Final												Marchează									
				1-1	1-X	1-2	X-1	X-X	X-2	2-1	2-X	2-2	GM	OM	GN	ON	GG	NG	GG3	GM-	OM-
																			+	PR1+	PR1+
1172	Llaneros FC	Leones FC	Jo 22:15	3.65	15.5	30.0	5.40	4.75	6.00	28.0	16.0	5.50	1.25	1.35	3.20	2.70	1.75	1.95	2.20	2.05	2.45
Scor corect (Final)												Scor corect (Prima repriză)									
				1:0	2:0	2:1	3:0	0:0	1:1	2:2	0:1	0:2	1:2	0:3	pr1:Cpr2:0	pr2:1pr0:0	pr0:1pr0:2	pr1:2			
1172	Llaneros FC	Leones FC	Jo 22:15	6.50	8.50	8.50	21.0	9.23	6.00	17.0	9.00	15.0	12.0	40.0	4.00	10.0	17.0	2.75	4.67	15.0	21.0
				Winner (final)		Winner (pauză)		Handicap			Primul gol		Victorie dublă		Marchează în ambele reprize						
				W1	W2	Wp1	Wp2	±H	H 1	H X	H 2	PG 1	PG 2	VD 11	VD 22	1D	2D	1N	2N	1D	1N
1172	Llaneros FC	Leones FC	Jo 22:15	1.52	1.97	1.65	2.22	-1.0	4.25	3.60	1.52	-	-	6.88	12.8	3.25	4.00	1.24	1.16	10.8	1.34
Combinatii Winner																					
				1& 1-2	1& 3+	1& 1-3	1& 4+	1& 2-3	1/1& 3+	1&Pr 2+	1/1& Pr2+	1&G	Pr2+ &Dr1+	Pr1+ &Dr2+	2& 1-2	2& 3+	2& 1-3	2& 4+	2& 2-3	2/2& 3+	2&Pr 2+
1172	Llaneros FC	Leones FC	Jo 22:15	3.82	3.54	2.70	6.34	3.86	5.65	5.22	8.18	3.85	2.95	2.63	4.95	4.59	3.50	8.21	5.00	7.94	6.76

Honduras - Liga Nacional, Apertura

Cod	Gazde	Oaspeti	Zi	Ora	Final					Prima repriză					A doua repriză							
					1	X	2	1X	X2	12	PR1	PRX	PR2	PR 1X	PR 1X2	PR 12	DR1	DRX	DR2	DR 1X	DR 1X2	DR 12
1221	CD Real Socie	CD Marathon	Jo	23:00	2.55	3.40	2.40	1.48	1.42	1.24	3.25	2.20	2.85	1.27	1.20	1.48	3.23	2.50	2.70	1.32	1.22	1.40
1222	Lobos Upnfm	CD Motagua	Jo	23:00	2.70	3.20	2.40	1.47	1.37	1.27	3.20	2.25	2.80	1.28	1.21	1.46	3.23	2.50	2.70	1.32	1.22	1.40
1223	R.Espana	CD Vida	Jo	23:00	1.80	3.60	3.75	1.20	1.80	1.22	2.25	2.30	4.20	1.11	1.46	1.43	2.10	2.70	4.33	1.12	1.54	1.35
Total goluri																						
				TG 0-1	TG 0-2	TG 0-3	TG 1-2	TG 1-3	TG 2-3	TG 2-4	TG 2-5	TG 3-4	TG 3-5	TG 4-6	TG 2G	TG 2+	TG 3+	TG 4+	TG 5+	TG 6+	TG 7+	
1221	CD Real Socie	CD Marathon	Jo	23:00	4.30	2.10	1.42	2.40	1.58	2.20	1.44	1.27	2.20	1.90	3.15	3.90	1.15	1.65	2.55	4.55	8.00	21.0
1222	Lobos Upnfm	CD Motagua	Jo	23:00	4.60	2.20	1.47	2.50	1.63	2.25	1.46	1.27	2.20	1.80	2.95	4.00	1.12	1.60	2.45	4.25	7.50	15.0
1223	R.Espana	CD Vida	Jo	23:00	4.60	2.20	1.47	2.50	1.63	2.25	1.46	1.27	2.20	1.80	2.95	4.00	1.12	1.60	2.45	4.25	7.50	15.0
Total goluri prima repriză												Total goluri a doua repriză					Mai multe goluri			Pauză sau Final		
				PR 0-1	PR 2-3	PR 1+	PR 2+	PR 3+	PR 4+	DR 0-1	DR 2-3	DR 1+	DR 2+	DR 3+	DR 4+	I>II	I=II	I<II	PsF 1	PsF X	PsF 2	
1221	CD Real Socie	CD Marathon	Jo	23:00	1.50	2.65	1.28	2.40	6.40	10.0	1.78	2.25	1.15	1.90	3.70	7.00	3.15	3.20	1.95	2.10	1.95	1.90
1222	Lobos Upnfm	CD Motagua	Jo	23:00	1.55	2.60	1.24	2.30	6.00	9.50	1.83	2.20	1.13	1.80	3.50	6.50	3.15	3.20	1.95	2.15	1.95	1.85
1223	R.Espana	CD Vida	Jo	23:00	1.55	2.60	1.24	2.30	6.00	9.50	1.83	2.20	1.13	1.80	3.50	6.50	2.95	3.35	2.00	1.55	2.00	2.70
Pauză - Final												Marchează										
				1-1	1-X	1-2	X-1	X-X	X-2	2-1	2-X	2-2	GM	OM	GN	ON	GG	NG	GG3	GM-	OM-	
																			+	PR1+	PR1+	
1221	CD Real Socie	CD Marathon	Jo	23:00	4.65	16.0	28.0	5.85	4.75	5.50	28.0	15.0	4.25	1.25	1.22	3.20	3.40	1.55	2.30	1.85	2.10	1.90
1222	Lobos Upnfm	CD Motagua	Jo	23:00	4.65	16.0	28.0	5.85	4.75	5.50	28.0	15.0	4.25	1.22	1.20	3.40	3.50	1.50	2.40	1.80	2.05	1.88
1223	R.Espana	CD Vida	Jo	23:00	2.95	16.5	33.0	4.80	5.50	8.50	26.0	16.5	7.00	1.12	1.30	4.50	2.90	1.55	2.30	1.80	1.65	2.25
Scor corect (Final)												Scor corect (Prima repriză)										
				1:0	2:0	2:1	3:0	0:0	1:1	2:2	0:1	0:2	1:2	0:3	pr1:Cpr2:0	pr2:1pr0:0	pr0:1pr0:2	pr1:2				
1221	CD Real Socie	CD Marathon	Jo	23:00	8.50	13.0	11.0	35.0	9.14	6.00	17.0	7.00	9.50	8.50	25.0	4.50	12.0	17.0	3.10	4.33	11.0	15.0
1222	Lobos Upnfm	CD Motagua	Jo	23:00	8.50	13.0	11.0	35.0	10.1	6.00	17.0	7.00	9.50	8.50	25.0	4.50	12.0	15.0	3.25	4.33	11.0	15.0
1223	R.Espana	CD Vida	Jo	23:00	6.00	7.00	8.00	16.0	9.44	6.50	17.0	11.0	21.0	17.0	50.0	3.75	8.00	13.0	3.25	5.50	17.0	21.0
				Winner (final)		Winner (pauză)		Handicap			Primul gol		Victorie dublă		Marchează în ambele reprize							
				W1	W2	Wp1	Wp2	±H	H 1	H X	H 2	PG 1	PG 2	VD 11	VD 22	1D	2D	1N	2N	1D	1N	
1221	CD Real Socie	CD Marathon	Jo	23:00	1.80	1.69	2.02	1.77	1.0	1.48	3.70	4.70	-	-	10.5	7.70	3.00	2.85	1.29	1.32	7.13	1.59
1222	Lobos Upnfm	CD Motagua	Jo	23:00	1.86	1.65	2.02	1.77	1.0	1.47	3.70	4.55	-	-	10.3	7.56	2.90	2.75	1.30	1.34	6.65	1.63
1223	R.Espana	CD Vida	Jo	23:00	1.30	2.71	1.44	2.69	-1.0	3.10	3.50	1.80	-	-	4.73	18.2	2.30	3.80	1.48	1.18	7.28	1.63

Honduras - Liga Nacional, Apertura

			Combinatii Winner																			
			1& 1-2	1& 3+	1& 1-3	1& 4+	1& 2-3	1/1& 3+	1&Pr 2+	1/1& Pr2+	1&G G	Pr2+ &Dr1	Pr1+ &Dr2	2& 1-2	2& 3+	2& 1-3	2& 4+	2& 2-3	2/2& 3+	2&Pr 2+		
1221	CD Real Socie	CD Marathon	Jo	23:00	5.19	3.57	3.41	5.51	4.75	6.29	5.19	8.93	4.00	2.46	2.17	4.88	3.36	3.21	5.19	4.47	5.50	4.88
1222	Lobos Upnfm	CD Motagua	Jo	23:00	5.72	3.66	3.73	5.61	5.15	6.10	5.26	8.56	4.20	2.32	1.99	5.08	3.25	3.32	4.98	4.58	5.57	4.68
1223	R.Espana	CD Vida	Jo	23:00	3.81	2.44	2.49	3.74	3.43	3.83	3.51	5.37	2.80	2.32	1.99	7.94	5.08	5.18	7.79	7.15	9.18	7.31

Mexic - U20 League, Apertura Playoffs

Cod	Gazde	Oaspeti	Zi	Ora	1	X	2	1X	X2	12	W1	W2	TG 0-1	TG 2+	TG 0-2	TG 3+	TG 2-4	TG 0-3	TG 4+	I>II	I=II	I<II
2413	Atlas U20	U Pumas U20	Jo	18:00	1.85	3.60	3.40	1.22	1.75	1.20	1.34	2.46	4.00	1.15	2.00	1.70	1.36	1.37	2.60	-	-	-
2425	Morelia U20	Santos U20	Jo	18:00	2.25	3.30	2.75	1.34	1.50	1.24	1.57	1.92	3.70	1.18	1.90	1.80	1.38	1.36	2.65	-	-	-
2427	Queretaro U20	America U20	Jo	18:00	2.75	3.30	2.25	1.50	1.34	1.24	1.92	1.57	3.70	1.18	1.90	1.80	1.38	1.36	2.65	-	-	-

Uruguay - Primera Division, Clausura

			Final							Prima repriza							A doua repriza							
Cod	Gazde	Oaspeti	Zi	Ora	1	X	2	1X	X2	12	PR1	PRX	PR2	PR 1X	PR X2	PR 12	DR1	DRX	DR2	DR 1X	DR X2	DR 12		
1230	Danubio	EL Tanque S.	Jo	22:00	1.75	3.45	4.20	1.15	1.95	1.24	2.30	2.15	4.75	1.07	1.43	1.50	2.05	2.45	4.39	1.11	1.57	1.39		
1231	Rampla Junior	Nacional	Jo	22:00	6.05	3.75	1.50	2.40	1.07	1.20	5.80	2.30	1.98	1.60	1.03	1.43	5.96	2.60	1.75	1.81	1.04	1.35		
Total goluri																								
TG 0-1 TG 0-2 TG 0-3 TG 1-2 TG 1-3 TG 2-3 TG 2-4 TG 2-5 TG 3-4 TG 3-5 TG 4-6 TG 2G TG 2+ TG 3+ TG 4+ TG 5+ TG 6+ TG 7+																								
1230	Danubio	EL Tanque S.	Jo	22:00	3.45	1.85	1.30	2.10	1.47	2.10	1.47	1.30	2.40	2.00	3.60	3.60	1.18	1.85	3.20	6.60	11.0	25.0		
1231	Rampla Junior	Nacional	Jo	22:00	4.00	2.00	1.40	2.30	1.55	2.20	1.44	1.28	2.25	1.90	3.25	3.80	1.15	1.70	2.70	4.80	8.50	23.0		
					Total goluri prima repriza							Total goluri a doua repriza							Mai multe goluri			Pauza sau Final		
					PR 0-1	PR 2-3	PR 1+	PR 2+	PR 3+	PR 4+	DR 0-1	DR 2-3	DR 1+	DR 2+	DR 3+	DR 4+	I>II	I=II	I<II	PsF 1	PsF X	PsF 2		
1230	Danubio	EL Tanque S.	Jo	22:00	1.40	3.00	1.38	2.70	7.80	14.0	1.63	2.40	1.17	2.10	4.50	10.0	2.95	3.35	2.00	1.57	1.85	3.25		
1231	Rampla Junior	Nacional	Jo	22:00	1.49	2.75	1.30	2.50	6.85	11.0	1.73	2.25	1.15	1.95	3.90	7.50	2.95	3.35	2.00	4.45	2.05	1.40		
					Pauza - Final							Marcheaza												
					1-1	1-X	1-2	X-1	X-X	X-2	2-1	2-X	2-2	GM	OM	GN	ON	GG	NG	GG3	GM- + PR1+	OM- PR1+		
1230	Danubio	EL Tanque S.	Jo	22:00	2.75	17.0	34.0	4.60	5.50	9.00	25.0	17.0	8.00	1.17	1.47	4.45	2.45	1.80	1.90	2.15	1.75	2.65		
1231	Rampla Junior	Nacional	Jo	22:00	12.5	17.5	27.0	15.0	5.75	4.40	40.0	17.0	2.20	1.60	1.10	2.20	5.50	1.75	1.95	2.00	2.65	1.60		
					Scor corect (Final)							Scor corect (Prima repriza)												
					1:0	2:0	2:1	3:0	0:0	1:1	2:2	0:1	0:2	1:2	0:3	pr1:Cpr2:0	pr2:1pr0:0	pr0:1	pr0:2	pr1:2				
1230	Danubio	EL Tanque S.	Jo	22:00	6.00	7.00	7.50	15.0	7.31	6.50	17.0	11.0	22.0	17.0	65.0	3.50	8.00	17.0	2.80	5.67	21.0	26.0		
1231	Rampla Junior	Nacional	Jo	22:00	13.0	35.0	25.0	100	8.09	7.00	21.0	6.50	6.50	8.00	11.0	7.00	31.0	31.0	3.00	3.25	6.50	15.0		
					Winner (final)		Winner (pauza)		Handicap			Primul gol		Victorie dubla		Marcheaza in ambele reprize								
					W1	W2	Wp1	Wp2	±H	H 1	H X	H 2	PG 1	PG 2	VD 11	VD 22	1D	2D	1N	2N	1D 2D	1N 2N		
1230	Danubio	EL Tanque S.	Jo	22:00	1.24	2.98	1.40	2.90	-1.0	3.06	3.45	1.85	-	-	4.75	21.0	2.70	5.00	1.41	1.10	10.4	1.50		
1231	Rampla Junior	Nacional	Jo	22:00	4.44	1.10	3.71	1.27	1.0	2.40	3.50	2.35	-	-	35.0	3.55	6.00	2.25	1.06	1.57	10.5	1.60		
Combinatii Winner																								
1& 1-2 1& 3+ 1& 1-3 1& 4+ 1& 2-3 1/1& 3+ 1&Pr 2+ 1/1& Pr2+ 1&G G Pr2+ &Dr1 Pr1+ &Dr2 2& 1-2 2& 3+ 2& 1-3 2& 4+ 2& 2-3 2/2& 3+ 2&Pr 2+																								
1230	Danubio	EL Tanque S.	Jo	22:00	3.11	2.74	2.18	4.75	3.11	4.15	4.00	5.85	3.35	2.82	2.59	7.47	6.58	5.23	11.4	7.47	12.1	9.61		
1231	Rampla Junior	Nacional	Jo	22:00	11.8	8.72	7.95	13.8	11.3	18.1	12.8	26.0	10.0	2.57	2.26	2.92	2.16	1.97	3.43	2.80	2.95	3.18		

Australia - A-League

			Final							Prima repriza							A doua repriza						
Cod	Gazde	Oaspeti	Zi	Ora	1	X	2	1X	X2	12	PR1	PRX	PR2	PR 1X	PR X2	PR 12	DR1	DRX	DR2	DR 1X	DR X2	DR 12	
2888	Newcastle J.	Melbourne V.	Jo	10:50	3.15	3.30	2.25	1.61	1.30	1.28	3.70	2.17	2.65	1.34	1.17	1.52	3.44	2.35	2.45	1.39	1.19	1.43	
Total goluri																							

Australia - A-League

			Total goluri																			
			TG 0-1	TG 0-2	TG 0-3	TG 1-2	TG 1-3	TG 2-3	TG 2-4	TG 2-5	TG 3-4	TG 3-5	TG 4-6	TG 2G	TG 2+	TG 3+	TG 4+	TG 5+	TG 6+	TG 7+		
2888	Newcastle J.	Melbourne V.	Jo	10:50	3.80	1.95	1.35	2.25	1.48	2.15	1.45	1.28	2.30	1.90	3.40	3.80	1.16	1.75	3.00	5.80	8.50	25.0
			Total goluri prima repriză							Total goluri a doua repriză							Mai multe goluri			Pauză sau Final		
			PR 0-1	PR 2-3	PR 1+	PR 2+	PR 3+	PR 4+	DR 0-1	DR 2-3	DR 1+	DR 2+	DR 3+	DR 4+	I>II	I=II	I<II	PsF 1	PsF X	PsF 2		
2888	Newcastle J.	Melbourne V.	Jo	10:50	1.45	2.80	1.32	2.60	7.10	12.0	1.70	2.30	1.16	2.00	4.25	8.00	3.15	3.20	1.95	2.52	1.80	1.77
			Pauză - Final							Marchează												
			1-1	1-X	1-2	X-1	X-X	X-2	2-1	2-X	2-2	GM	OM	GN	ON	GG	NG	GG3	GM+	OM+	PR1+	PR1+
2888	Newcastle J.	Melbourne V.	Jo	10:50	5.25	16.0	28.0	6.00	4.80	5.30	30.0	15.5	3.60	1.32	1.18	2.80	3.80	1.60	2.20	1.95	2.40	1.90
			Scor corect (Final)							Scor corect (Prima repriză)												
			1:0	2:0	2:1	3:0	0:0	1:1	2:2	0:1	0:2	1:2	0:3	pr1:Cpr2:0	pr2:1pr0:0	pr0:1pr0:2	pr1:2					
2888	Newcastle J.	Melbourne V.	Jo	10:50	9.00	15.0	13.0	50.0	10.8	6.00	17.0	6.50	8.50	8.50	19.0	4.75	15.0	21.0	2.90	4.00	10.0	17.0
			Winner (final)			Winner (pauză)			Handicap			Primul gol		Victorie dublă		Marchează în ambele reprize						
			W1	W2	Wp1	Wp2	±H	H 1	H X	H 2	PG 1	PG 2	VD 11	VD 22	1D	2D	1N	2N	1D 2D	1N 2N		
2888	Newcastle J.	Melbourne V.	Jo	10:50	2.20	1.50	2.27	1.63	1.0	1.61	3.55	4.00	-	-	12.7	6.49	3.85	2.75	1.17	1.34	8.82	1.47
			Combinatii Winner																			
			1& 1-2	1& 3+	1& 1-3	1& 4+	1& 2-3	1/1& 3+	1&Pr 2+	1/1& Pr2+	1&G	Pr2+ &Dr1+	Pr1+ &Dr2+	2& 1-2	2& 3+	2& 1-3	2& 4+	2& 2-3	2/2& 3+	2&Pr 2+		
2888	Newcastle J.	Melbourne V.	Jo	10:50	6.01	4.67	3.95	8.01	5.74	7.53	6.94	10.9	5.20	2.69	2.36	4.10	3.19	2.70	5.47	3.92	5.16	4.74

Egipt - Premier League

			Final					Prima repriză					A doua repriză									
Cod	Gazde	Oaspeti	Zi	Ora	1	X	2	1X	X2	12	PR1	PRX	PR2	PR 1X	PR X2	PR 12	DR1	DRX	DR2	DR 1X	DR X2	DR 12
1232	AL Asyooti Sp	Al-Masry	Jo	14:45	5.00	3.10	1.70	1.90	1.10	1.25	6.00	1.92	2.33	1.40	1.01	1.61	4.55	2.35	1.95	1.65	1.10	1.45
1233	AL Nasr	El-Entag	Jo	17:00	3.80	2.80	2.05	1.60	1.18	1.33	4.75	1.88	2.70	1.29	1.06	1.64	3.66	2.35	2.35	1.43	1.17	1.43
1235	Al-Mokawloon	Enppi	Jo	19:30	2.55	2.75	2.85	1.32	1.38	1.34	3.15	1.90	3.70	1.13	1.20	1.63	2.85	2.25	3.04	1.25	1.29	1.47
			Total goluri																			
			TG 0-1	TG 0-2	TG 0-3	TG 1-2	TG 1-3	TG 2-3	TG 2-4	TG 2-5	TG 3-4	TG 3-5	TG 4-6	TG 2G	TG 2+	TG 3+	TG 4+	TG 5+	TG 6+	TG 7+		
1232	AL Asyooti Sp	Al-Masry	Jo	14:45	2.50	1.45	1.14	1.60	1.30	2.00	1.65	1.47	3.05	2.75	5.20	3.10	1.37	2.55	5.05	11.0	17.0	50.0
1233	AL Nasr	El-Entag	Jo	17:00	2.50	1.45	1.14	1.60	1.30	2.00	1.65	1.47	3.05	2.75	5.20	3.10	1.37	2.50	5.05	11.0	17.0	50.0
1235	Al-Mokawloon	Enppi	Jo	19:30	2.65	1.50	1.15	1.75	1.33	2.00	1.60	1.44	2.95	2.55	5.00	3.10	1.35	2.40	4.70	10.0	16.0	48.0
			Total goluri prima repriză							Total goluri a doua repriză							Mai multe goluri			Pauză sau Final		
			PR 0-1	PR 2-3	PR 1+	PR 2+	PR 3+	PR 4+	DR 0-1	DR 2-3	DR 1+	DR 2+	DR 3+	DR 4+	I>II	I=II	I<II	PsF 1	PsF X	PsF 2		
1232	AL Asyooti Sp	Al-Masry	Jo	14:45	1.23	3.90	1.60	3.70	11.3	32.0	1.38	3.00	1.35	2.70	7.00	26.0	2.95	3.35	2.00	4.00	1.50	1.57
1233	AL Nasr	El-Entag	Jo	17:00	1.23	3.90	1.60	3.70	11.3	32.0	1.38	3.00	1.35	2.70	7.00	26.0	3.15	3.20	1.95	3.39	1.45	1.75
1235	Al-Mokawloon	Enppi	Jo	19:30	1.26	3.80	1.58	3.65	9.50	29.0	1.43	2.85	1.33	2.60	6.50	23.0	3.15	3.20	1.95	2.10	1.48	2.40
			Pauză - Final							Marchează												
			1-1	1-X	1-2	X-1	X-X	X-2	2-1	2-X	2-2	GM	OM	GN	ON	GG	NG	GG3	GM+	OM+	PR1+	PR1+
1232	AL Asyooti Sp	Al-Masry	Jo	14:45	9.50	17.0	25.0	10.0	5.50	4.50	34.0	17.0	2.70	1.80	1.20	1.80	3.50	2.25	1.55	2.90	3.20	1.90
1233	AL Nasr	El-Entag	Jo	17:00	6.70	16.5	28.0	6.25	5.00	5.30	31.0	16.0	3.50	1.60	1.30	2.10	2.90	2.20	1.60	2.90	2.90	2.15
1235	Al-Mokawloon	Enppi	Jo	19:30	4.40	15.0	28.0	5.70	4.65	5.75	28.0	15.0	4.80	1.38	1.42	2.60	2.45	2.10	1.65	2.75	2.35	2.50
			Scor corect (Final)							Scor corect (Prima repriză)												
			1:0	2:0	2:1	3:0	0:0	1:1	2:2	0:1	0:2	1:2	0:3	pr1:Cpr2:0	pr2:1pr0:0	pr0:1pr0:2	pr1:2					
1232	AL Asyooti Sp	Al-Masry	Jo	14:45	11.0	23.0	17.0	65.0	5.02	6.50	17.0	6.00	7.00	7.50	14.0	6.50	31.0	51.0	2.20	3.25	8.50	26.0
1233	AL Nasr	El-Entag	Jo	17:00	9.50	15.0	13.0	50.0	5.07	6.00	17.0	6.50	8.00	8.50	19.0	5.25	21.0	41.0	2.20	3.60	11.0	26.0
1235	Al-Mokawloon	Enppi	Jo	19:30	7.50	10.0	9.00	25.0	6.49	6.00	17.0	8.50	12.0	10.0	35.0	4.33	15.0	26.0	2.30	4.33	15.0	26.0
			Winner (final)			Winner (pauză)			Handicap			Primul gol		Victorie dublă		Marchează în ambele reprize						

Egipt - Premier League

	Cod	Gazde	Oaspeti	Zi	Ora	Winner (final)		Winner (pauză)		Handicap			Primul gol		Victorie dublă		Marchează în ambele reprize						
						W1	W2	Wp1	Wp2	±H	H 1	H X	H 2	PG 1	PG 2	VD 11	VD 22	1D	2D	1N	2N	1D 2D	1N 2N
						1& 1-2	1& 3+	1& 1-3	1& 4+	1& 2-3	1/1& 3+	1&Pr 2+	1/1& Pr2+	1&G G	Pr2+ &Dr1	Pr1+ &Dr2	2& 1-2	2& 3+	2& 1-3	2& 4+	2& 2-3	2/2& 3+	2&Pr 2+
1232	AL Asyooti Sp	Al-Masry	Jo	14:45	3.39	1.15	3.36	1.31	1.0	1.90	3.45	3.10	-	-	27.3	15.4	8.50	3.00	1.01	1.29	21.3	1.22	
1233	AL Nasr	El-Entag	Jo	17:00	2.44	1.32	2.60	1.48	1.0	1.60	3.55	3.85	-	-	17.4	6.35	6.00	3.50	1.06	1.21	17.5	1.20	
1235	Al-Mokawloon	Enppi	Jo	19:30	1.62	1.81	1.74	2.05	-1.0	5.40	3.80	1.38	-	-	8.98	11.3	4.50	5.00	1.12	1.10	18.8	1.15	

Egipt - 2nd Division

Cod	Gazde	Oaspeti	Zi	Ora	1	X	2	1X	X2	12	W1	W2	TG 0-1	TG 2+	TG 0-2	TG 3+	TG 2-4	TG 0-3	TG 4+	I>II	I=II	I<II
					1.60	3.50	4.99	1.10	2.06	1.21	1.14	3.56	3.15	1.25	1.55	2.30	1.48	1.25	3.10	-	-	-
1859	Coca Cola	Alaab Damanho	Jo	14:30	1.60	3.50	4.99	1.10	2.06	1.21	1.14	3.56	3.15	1.25	1.55	2.30	1.48	1.25	3.10	-	-	-
1860	Koum Hamada	ABO Qair Sema	Jo	14:30	1.50	3.80	5.52	1.08	2.25	1.18	1.11	4.07	3.50	1.21	1.75	1.95	1.40	1.34	2.55	-	-	-
1861	Ghazl EL Maha	Bani Ebaid	Jo	17:00	1.60	3.50	5.00	1.10	2.05	1.20	1.14	3.57	3.30	1.23	1.65	2.10	1.42	1.30	2.75	-	-	-

Maroc - Botola

Cod	Gazde	Oaspeti	Zi	Ora	Final					Prima repriză					A doua repriză								
					1	X	2	1X	X2	12	PR1	PRX	PR2	PR 1X	PR X2	PR 12	DR1	DRX	DR2	DR 1X	DR X2	DR 12	
					2.55	2.75	2.80	1.32	1.40	1.35	3.15	1.90	3.70	1.13	1.20	1.63	2.85	2.25	3.04	1.25	1.29	1.47	
3568	FUS Rabat	Raja C.	Jo	21:00	2.55	2.75	2.80	1.32	1.40	1.35	3.15	1.90	3.70	1.13	1.20	1.63	2.85	2.25	3.04	1.25	1.29	1.47	
Total goluri																							
					TG 0-1	TG 0-2	TG 0-3	TG 1-2	TG 1-3	TG 2-3	TG 2-4	TG 2-5	TG 3-4	TG 3-5	TG 4-6	TG 2G	TG 2+	TG 3+	TG 4+	TG 5+	TG 6+	TG 7+	
3568	FUS Rabat	Raja C.	Jo	21:00	2.65	1.50	1.15	1.75	1.33	2.00	1.60	1.44	2.95	2.55	5.00	3.10	1.35	2.40	4.70	10.0	16.0	48.0	
Total goluri prima repriză					Total goluri a doua repriză					Mai multe goluri			Pauză sau Final										
					PR 0-1	PR 2-3	PR 1+	PR 2+	PR 3+	PR 4+	DR 0-1	DR 2-3	DR 1+	DR 2+	DR 3+	DR 4+	I>II	I=II	I<II	PsF 1	PsF X	PsF 2	
3568	FUS Rabat	Raja C.	Jo	21:00	1.26	3.80	1.58	3.65	9.50	29.0	1.43	2.85	1.33	2.60	6.50	23.0	3.15	3.20	1.95	2.10	1.50	2.40	
Pauză - Final					Marchează																		
					1-1	1-X	1-2	X-1	X-X	X-2	2-1	2-X	2-2	GM	OM	GN	ON	GG	NG	GG3	GM- + PR1+	OM- PR1+	
3568	FUS Rabat	Raja C.	Jo	21:00	4.40	15.0	28.0	5.70	4.65	5.75	28.0	15.0	4.50	1.40	1.45	2.50	2.40	2.10	1.65	2.80	2.30	2.50	
Scor corect (Final)										Scor corect (Prima repriză)													
					1:0	2:0	2:1	3:0	0:0	1:1	2:2	0:1	0:2	1:2	0:3	pr1:Cpr2:0	pr2:1pr0:0	pr0:1pr0:2	pr1:2				
3568	FUS Rabat	Raja C.	Jo	21:00	7.50	10.0	9.00	25.0	6.49	6.00	17.0	8.50	12.0	10.0	35.0	4.33	15.0	26.0	2.30	4.33	15.0	26.0	
	Cod	Gazde	Oaspeti	Zi	Ora	Winner (final)		Winner (pauză)		Handicap			Primul gol		Victorie dublă		Marchează în ambele reprize						
						W1	W2	Wp1	Wp2	±H	H 1	H X	H 2	PG 1	PG 2	VD 11	VD 22	1D	2D	1N	2N	1D 2D	1N 2N
						1& 1-2	1& 3+	1& 1-3	1& 4+	1& 2-3	1/1& 3+	1&Pr 2+	1/1& Pr2+	1&G G	Pr2+ &Dr1	Pr1+ &Dr2	2& 1-2	2& 3+	2& 1-3	2& 4+	2& 2-3	2/2& 3+	2&Pr 2+
3568	FUS Rabat	Raja C.	Jo	21:00	1.62	1.78	1.74	2.05	-1.0	5.50	3.80	1.40	-	-	9.00	11.0	4.50	5.00	1.12	1.10	18.8	1.15	
Combinatii Winner																							
3568	FUS Rabat	Raja C.	Jo	21:00	3.78	5.19	2.87	10.2	4.32	8.66	7.89	12.9	5.50	4.33	3.67	4.15	5.69	3.16	11.2	4.75	8.85	8.66	

Rwanda - National Football League

Cod	Gazde	Oaspeti	Zi	Ora	1	X	2	1X	X2	12	PR1	PRX	PR2	PR 1X	PR X2	PR 12	DR1	DRX	DR2	DR 1X	DR X2	DR 12
					1.90	3.00	4.00	1.15	1.75	1.28	-	-	-	-	-	-	-	-	-	-	-	-
1915	Etincelles	Musanze	Jo	15:30	1.90	3.00	4.00	1.15	1.75	1.28	-	-	-	-	-	-	-	-	-	-	-	-
Total goluri																						
					TG 0-1	TG 0-2	TG 0-3	TG 1-2	TG 1-3	TG 2-3	TG 2-4	TG 2-5	TG 3-4	TG 3-5	TG 4-6	TG 2G	TG 2+	TG 3+	TG 4+	TG 5+	TG 6+	TG 7+
1915	Etincelles	Musanze	Jo	15:30	3.10	1.50	1.23	1.55	1.30	2.00	1.50	1.40	2.65	2.55	3.60	2.90	1.27	2.40	3.35	4.80	15.0	30.0

Rwanda - National Football League

				PR	PR	PR	PR	±H	H 1	H X	H 2	W1	W2	Wp1	Wp2	>II	I=II	I<II	Psf 1	Psf X	Psf 2
				0-1	2-3	1+	2+														
1915	Etincelles	Musanze	Jo 15:30	-	-	-	-	-1.0	3.50	3.50	1.75	1.27	2.67	-	-	-	-	-	-	-	-

Tajikistan - Tajik League

Cod	Gazde	Oaspeti	Zi	Ora	1	X	2	1X	X2	12	PR1	PRX	PR2	PR	PR	PR	DR1	DRX	DR2	DR	DR	DR
					0-1	0-2	0-3	1-2	1-3	2-3	2-4	2-5	3-4	3-5	4-6	2G	2+	3+	4+	5+	6+	7+
1885	Barkchi Gissa	FK Istiklol	Jo	11:00	10.1	7.00	1.15	4.15	-	1.03	-	-	-	-	-	-	-	-	-	-	-	-
1885	Barkchi Gissa	FK Istiklol	Jo	11:00	10.0	3.50	2.25	3.50	2.60	2.90	1.55	1.30	2.05	1.48	1.80	5.30	1.02	1.25	1.50	2.00	2.75	4.00
1885	Barkchi Gissa	FK Istiklol	Jo	11:00	-	-	-	-	1.0	4.15	4.00	1.40	8.68	-	-	-	-	-	-	-	-	-

Arabia Saudita - Saudi Professional League

Cod	Gazde	Oaspeti	Zi	Ora	Final					Prima repriză					A doua repriză							
					1	X	2	1X	X2	12	PR1	PRX	PR2	PR	PR	PR	DR1	DRX	DR2	DR	DR	DR
1247	AL Faiha	Al Shabab R.	Jo	16:45	2.50	3.30	2.65	1.42	1.43	1.25	2.95	2.17	3.20	1.21	1.25	1.49	2.80	2.25	3.10	1.24	1.30	1.47
1251	Al Raed	Ohud Medina	Jo	16:50	1.85	3.40	3.80	1.20	1.80	1.24	2.33	2.25	4.10	1.11	1.42	1.46	2.15	2.40	4.13	1.13	1.51	1.41
1252	Al Nasr	Al Ittihad	Jo	18:40	1.85	3.50	3.85	1.20	1.80	1.23	2.30	2.33	4.00	1.12	1.43	1.42	2.15	2.40	4.13	1.13	1.51	1.41
Total goluri																						
					TG	TG	TG	TG	TG	TG	TG	TG	TG	TG	TG	TG	TG	TG	TG	TG	TG	
					0-1	0-2	0-3	1-2	1-3	2-3	2-4	2-5	3-4	3-5	4-6	2G	2+	3+	4+	5+	6+	7+
1247	AL Faiha	Al Shabab R.	Jo	16:45	4.00	2.00	1.40	2.30	1.55	2.20	1.44	1.28	2.25	1.90	3.25	3.80	1.15	1.70	2.70	4.80	8.50	16.0
1251	Al Raed	Ohud Medina	Jo	16:50	4.30	2.10	1.42	2.40	1.58	2.20	1.44	1.27	2.20	1.90	3.15	3.90	1.15	1.65	2.55	4.55	8.00	21.0
1252	Al Nasr	Al Ittihad	Jo	18:40	4.90	2.30	1.50	2.65	1.65	2.25	1.48	1.27	2.15	1.75	2.75	4.10	1.10	1.55	2.40	4.00	7.00	15.0
					Total goluri prima repriză					Total goluri a doua repriză					Mai multe goluri			Pauză sau Final				
					PR	PR	PR	PR	PR	PR	DR	DR	DR	DR	DR	>II	I=II	I<II	Psf 1	Psf X	Psf 2	
					0-1	2-3	1+	2+	3+	4+	0-1	2-3	1+	2+	3+	4+						
1247	AL Faiha	Al Shabab R.	Jo	16:45	1.49	2.75	1.30	2.50	6.85	11.0	1.73	2.25	1.15	1.95	3.90	7.50	3.15	3.20	1.95	2.05	1.95	2.10
1251	Al Raed	Ohud Medina	Jo	16:50	1.50	2.65	1.28	2.40	6.40	10.0	1.78	2.25	1.15	1.90	3.70	7.00	2.95	3.35	2.00	1.53	1.80	2.83
1252	Al Nasr	Al Ittihad	Jo	18:40	1.57	2.55	1.20	2.25	5.75	9.00	1.88	2.15	1.12	1.78	3.40	6.00	2.95	3.35	2.00	1.55	1.95	2.90
					Pauză - Final					Marchează												
					1-1	1-X	1-2	X-1	X-X	X-2	2-1	2-X	2-2	GM	OM	GN	ON	GG	NG	GG3	GM+	OM+
1247	AL Faiha	Al Shabab R.	Jo	16:45	4.35	15.0	28.0	5.60	4.65	5.75	28.0	15.0	4.55	1.23	1.25	3.85	3.55	1.55	2.30	1.90	2.00	2.05
1251	Al Raed	Ohud Medina	Jo	16:50	3.15	16.5	33.0	4.80	5.50	7.50	26.0	16.5	6.50	1.12	1.33	4.50	2.80	1.55	2.30	1.90	1.60	2.00
1252	Al Nasr	Al Ittihad	Jo	18:40	3.15	16.5	33.0	4.80	5.50	7.50	26.0	16.5	6.50	1.15	1.32	4.45	2.90	1.45	2.55	1.75	1.65	2.05
					Winner (final)		Winner (pauză)		Handicap			Primul gol		Victorie dublă		Marchează în ambele reprize						
					W1	W2	Wp1	Wp2	±H	H 1	H X	H 2	PG 1	PG 2	VD	VD	1D	2D	1N	2N	1D	1N
															11	22						
1247	AL Faiha	Al Shabab R.	Jo	16:45	1.74	1.85	1.81	1.97	-1.0	5.25	3.80	1.43	-	-	-	-	-	-	-	-	-	-
1251	Al Raed	Ohud Medina	Jo	16:50	1.31	2.68	1.47	2.59	-1.0	3.45	3.50	1.80	-	-	-	-	-	-	-	-	-	-
1252	Al Nasr	Al Ittihad	Jo	18:40	1.32	2.75	1.48	2.58	-1.0	3.34	3.50	1.80	-	-	-	-	-	-	-	-	-	-

Arabia Saudita - Division 2

Cod	Gazde	Oaspeti	Zi	Ora	1	X	2	1X	X2	12	PR1	PRX	PR2	PR	PR	PR	DR1	DRX	DR2	DR	DR	DR
					0-1	0-2	0-3	1-2	1-3	2-3	2-4	2-5	3-4	3-5	4-6	2G	2+	3+	4+	5+	6+	7+
1886	Al Adalh	Hottain	Jo	13:00	1.90	3.10	3.80	1.18	1.75	1.27	-	-	-	-	-	-	-	-	-	-	-	-
1886	Al Adalh	Hottain	Jo	13:00	3.60	1.85	1.35	1.90	1.45	2.10	1.38	1.28	2.40	2.05	2.90	3.60	1.20	1.85	2.70	3.90	8.25	15.0
1886	Al Adalh	Hottain	Jo	13:00	-	-	-	-	-1.0	3.50	3.50	1.75	1.29	2.57	-	-	-	-	-	-	-	-

Arabia Saudita - U21 Prince Faisal Bin Fahad League Cup

Arabia Saudita - U21 Prince Faisal Bin Fahad League Cup

Cod	Gazde	Oaspeti	Zi	Ora	1	X	2	1X	X2	12	PR1	PRX	PR2	PR	PR	PR	DR1	DRX	DR2	DR	DR	DR
														1X	X2	12				1X	X2	12
1908	AL Shabab Riy	Al Ahli Jedda	Jo	14:00	2.30	3.60	2.51	1.40	1.48	1.20	-	-	-	-	-	-	-	-	-	-	-	-
1912	Al Ittihad J.	Al Hilal Riya	Jo	14:45	3.80	4.00	1.67	1.95	1.17	1.16	-	-	-	-	-	-	-	-	-	-	-	-
					TG	TG	TG	TG	TG	TG	TG	TG	TG	TG	TG	TG	TG	TG	TG	TG	TG	TG
					0-1	0-2	0-3	1-2	1-3	2-3	2-4	2-5	3-4	3-5	4-6	2G	2+	3+	4+	5+	6+	7+
1908	AL Shabab Riy	Al Ahli Jedda	Jo	14:00	3.70	1.90	1.36	1.95	1.47	2.10	1.38	1.27	2.35	1.95	2.85	3.85	1.18	1.80	2.65	3.90	8.00	15.0
1912	Al Ittihad J.	Al Hilal Riya	Jo	14:45	4.60	2.25	1.43	2.50	1.60	2.15	1.42	1.24	2.30	1.75	2.65	4.40	1.12	1.60	2.20	3.50	6.75	11.0
					PR	PR	PR	PR	±H	H 1	H X	H 2	W1	W2	Wp1	Wp2	>II	I=II	I<II	Psf 1	Psf X	Psf 2
					0-1	2-3	1+	2+														
1908	AL Shabab Riy	Al Ahli Jedda	Jo	14:00	-	-	-	-	-1.0	4.56	3.65	1.48	1.66	1.81	-	-	-	-	-	-	-	-
1912	Al Ittihad J.	Al Hilal Riya	Jo	14:45	-	-	-	-	1.0	1.95	3.45	2.70	2.85	1.25	-	-	-	-	-	-	-	-

Armenia - First League

Cod	Gazde	Oaspeti	Zi	Ora	1	X	2	1X	X2	12	PR1	PRX	PR2	PR	PR	PR	DR1	DRX	DR2	DR	DR	DR
														1X	X2	12				1X	X2	12
1253	FC Banants Ye	Artsakh	Jo	12:00	2.75	4.00	2.00	1.64	1.34	1.16	-	-	-	-	-	-	-	-	-	-	-	-
1255	FC Lori Vanad	Avan Academy	Jo	12:00	1.30	5.50	6.25	1.05	2.92	1.08	-	-	-	-	-	-	-	-	-	-	-	-
					TG	TG	TG	TG	TG	TG	TG	TG	TG	TG	TG	TG	TG	TG	TG	TG	TG	TG
					0-1	0-2	0-3	1-2	1-3	2-3	2-4	2-5	3-4	3-5	4-6	2G	2+	3+	4+	5+	6+	7+
1253	FC Banants Ye	Artsakh	Jo	12:00	6.00	2.40	1.57	2.80	1.80	2.20	1.45	1.20	2.15	1.65	2.35	4.55	1.07	1.50	2.05	3.20	5.50	9.00
1255	FC Lori Vanad	Avan Academy	Jo	12:00	7.75	2.70	1.75	3.15	2.05	2.40	1.50	1.26	2.15	1.55	2.05	5.00	1.03	1.40	1.75	2.55	3.55	7.00
					PR	PR	PR	PR	±H	H 1	H X	H 2	W1	W2	Wp1	Wp2	>II	I=II	I<II	Psf 1	Psf X	Psf 2
					0-1	2-3	1+	2+														
1253	FC Banants Ye	Artsakh	Jo	12:00	-	-	-	-	1.0	1.64	3.55	3.65	2.06	1.50	-	-	-	-	-	-	-	-
1255	FC Lori Vanad	Avan Academy	Jo	12:00	-	-	-	-	-1.0	1.72	3.75	2.92	1.06	5.11	-	-	-	-	-	-	-	-

Bangladesh - Premier League

Cod	Gazde	Oaspeti	Zi	Ora	1	X	2	1X	X2	12	PR1	PRX	PR2	PR	PR	PR	DR1	DRX	DR2	DR	DR	DR
														1X	X2	12				1X	X2	12
1836	Rahmatgonj MF	Brothers Unio	Jo	12:30	2.62	3.20	2.40	1.44	1.37	1.25	-	-	-	-	-	-	-	-	-	-	-	-
1838	Sheikh Russel	Sheikh Jamal	Jo	14:45	4.55	3.50	1.65	1.98	1.12	1.21	-	-	-	-	-	-	-	-	-	-	-	-
					TG	TG	TG	TG	TG	TG	TG	TG	TG	TG	TG	TG	TG	TG	TG	TG	TG	TG
					0-1	0-2	0-3	1-2	1-3	2-3	2-4	2-5	3-4	3-5	4-6	2G	2+	3+	4+	5+	6+	7+
1836	Rahmatgonj MF	Brothers Unio	Jo	12:30	3.20	1.60	1.27	1.70	1.35	2.05	1.45	1.35	2.55	2.40	3.40	3.10	1.24	2.20	3.10	4.45	11.0	35.0
1838	Sheikh Russel	Sheikh Jamal	Jo	14:45	3.50	1.70	1.32	1.80	1.41	2.05	1.40	1.30	2.50	2.25	3.05	3.40	1.22	2.00	2.80	4.15	9.00	25.0
					PR	PR	PR	PR	±H	H 1	H X	H 2	W1	W2	Wp1	Wp2	>II	I=II	I<II	Psf 1	Psf X	Psf 2
					0-1	2-3	1+	2+														
1836	Rahmatgonj MF	Brothers Unio	Jo	12:30	-	-	-	-	1.0	1.44	3.70	4.85	1.80	1.65	-	-	-	-	-	-	-	-
1838	Sheikh Russel	Sheikh Jamal	Jo	14:45	-	-	-	-	1.0	1.98	3.45	2.75	3.25	1.18	-	-	-	-	-	-	-	-

EAU - Arabian Gulf League

Cod	Gazde	Oaspeti	Zi	Ora	1	X	2	1X	X2	12	PR1	PRX	PR2	PR	PR	PR	DR1	DRX	DR2	DR	DR	DR
														1X	X2	12				1X	X2	12
3587	Dibba AL Fuja	AL Ain	Jo	14:40	4.10	4.15	1.60	2.06	1.15	1.15	4.65	2.55	2.00	1.56	1.06	1.32	5.03	2.90	1.85	1.71	1.08	1.30
3588	AL Wasl	Ajman	Jo	14:45	1.30	5.50	6.25	1.05	2.95	1.08	1.66	2.70	7.00	-	1.87	1.29	1.50	3.25	6.70	1.02	2.18	1.22
3589	AL Wahda	Sharjah	Jo	17:45	1.45	4.20	5.45	1.08	2.37	1.15	1.90	2.40	5.80	1.01	1.63	1.37	1.70	2.70	6.06	1.04	1.86	1.32
					TG	TG	TG	TG	TG	TG	TG	TG	TG	TG	TG	TG	TG	TG	TG	TG	TG	TG
					0-1	0-2	0-3	1-2	1-3	2-3	2-4	2-5	3-4	3-5	4-6	2G	2+	3+	4+	5+	6+	7+
3587	Dibba AL Fuja	AL Ain	Jo	14:40	6.00	2.70	1.70	3.10	1.95	2.40	1.52	1.30	2.10	1.70	2.35	4.20	1.07	1.40	2.00	3.20	5.50	12.0
3588	AL Wasl	Ajman	Jo	14:45	5.60	2.55	1.65	3.00	1.85	2.35	1.50	1.28	2.10	1.75	2.45	4.20	1.08	1.45	2.10	3.55	6.20	14.0
3589	AL Wahda	Sharjah	Jo	17:45	4.60	2.20	1.47	2.50	1.63	2.25	1.46	1.27	2.20	1.80	2.95	4.00	1.12	1.60	2.45	4.25	7.50	20.0
					PR	PR	PR	PR	±H	H 1	H X	H 2	W1	W2	Wp1	Wp2	>II	I=II	I<II	Psf 1	Psf X	Psf 2
					0-1	2-3	1+	2+														
3587	Dibba AL Fuja	AL Ain	Jo	14:40	1.70	2.25	1.14	2.00	1.0	2.06	3.50	2.60	3.11	1.21	3.15	1.36	2.95	3.35	2.00	2.83	2.25	1.40
3588	AL Wasl	Ajman	Jo	14:45	1.70	2.25	1.14	2.00	-1.0	1.85	3.75	2.95	1.06	5.11	1.16	4.91	2.85	3.40	2.05	1.22	2.55	4.45
3589	AL Wahda	Sharjah	Jo	17:45	1.55	2.60	1.24	2.30	-1.0	2.15	3.50	2.37	1.10	4.15	1.25	3.82	2.85	3.40	2.05	1.38	2.15	3.58
					1-1	1-X	1-2	X-1	X-X	X-2	2-1	2-X	2-2	GM	OM	GN	ON	GG	NG	GG3	GM-	OM-
																				+	PR1+	PR1+
3587	Dibba AL Fuja	AL Ain	Jo	14:40	7.80	17.0	25.0	11.0	5.75	4.50	35.0	17.0	2.42	1.30	1.07	2.90	5.50	1.45	2.55	1.65	2.10	1.45
3588	AL Wasl	Ajman	Jo	14:45	1.90	19.0	50.0	4.30	7.50	19.0	28.0	19.0	15.0	1.04	1.65	6.50	2.10	1.75	1.95	1.95	1.33	2.45
3589	AL Wahda	Sharjah	Jo	17:45	2.05	17.0	45.0	4.40	5.75	16.0	28.0	17.5	13.0	1.07	1.52	5.50	2.20	1.70	2.00	1.90	1.50	2.55

India - Goa league

Cod	Gazde	Oaspeti	Zi	Ora	1	X	2	1X	X2	12	PR1	PRX	PR2	PR 1X	PR X2	PR 12	DR1	DRX	DR2	DR 1X	DR X2	DR 12
2326	Vasco SC	Churchill Bro	Jo	12:30	2.96	3.50	2.05	1.60	1.29	1.21	-	-	-	-	-	-	-	-	-	-	-	-
					TG 0-1	TG 0-2	TG 0-3	TG 1-2	TG 1-3	TG 2-3	TG 2-4	TG 2-5	TG 3-4	TG 3-5	TG 4-6	TG 2G	TG 2+	TG 3+	TG 4+	TG 5+	TG 6+	TG 7+
2326	Vasco SC	Churchill Bro	Jo	12:30	4.40	2.10	1.42	2.35	1.52	2.15	1.40	1.25	2.30	1.80	2.70	4.15	1.13	1.65	2.30	3.50	6.80	12.5
					PR 0-1	PR 2-3	PR 1+	PR 2+	±H	H 1	H X	H 2	W1	W2	Wp1	Wp2	I>II	I=II	I<II	Psf 1	Psf X	Psf 2
2326	Vasco SC	Churchill Bro	Jo	12:30	-	-	-	-	1.0	1.60	3.55	3.55	2.11	1.46	-	-	-	-	-	-	-	-

India - Mizoram Premier League

Cod	Gazde	Oaspeti	Zi	Ora	1	X	2	1X	X2	12	PR1	PRX	PR2	PR 1X	PR X2	PR 12	DR1	DRX	DR2	DR 1X	DR X2	DR 12
2449	Aizawl FC	Mizoram Polic	Jo	16:00	1.60	3.75	4.56	1.12	2.06	1.18	-	-	-	-	-	-	-	-	-	-	-	-
					TG 0-1	TG 0-2	TG 0-3	TG 1-2	TG 1-3	TG 2-3	TG 2-4	TG 2-5	TG 3-4	TG 3-5	TG 4-6	TG 2G	TG 2+	TG 3+	TG 4+	TG 5+	TG 6+	TG 7+
2449	Aizawl FC	Mizoram Polic	Jo	16:00	5.50	2.40	1.52	2.65	1.75	2.15	1.45	1.21	2.25	1.70	2.45	4.50	1.08	1.50	2.05	3.10	5.50	9.50
					PR 0-1	PR 2-3	PR 1+	PR 2+	±H	H 1	H X	H 2	W1	W2	Wp1	Wp2	I>II	I=II	I<II	Psf 1	Psf X	Psf 2
2449	Aizawl FC	Mizoram Polic	Jo	16:00	-	-	-	-	-1.0	2.45	3.50	2.06	1.17	3.34	-	-	-	-	-	-	-	-

India - Indian Super League

Cod	Gazde	Oaspeti	Zi	Ora	Final					Prima repriză					A doua repriză									
					1	X	2	1X	X2	12	PR1	PRX	PR2	PR 1X	PR X2	PR 12	DR1	DRX	DR2	DR 1X	DR X2	DR 12		
1256	Chennaiyin FC	Northeast Uni	Jo	16:30	2.25	3.10	3.00	1.30	1.53	1.29	2.85	1.93	4.00	1.12	1.27	1.64	2.55	2.35	3.37	1.20	1.36	1.45		
					Total goluri																			
					TG 0-1	TG 0-2	TG 0-3	TG 1-2	TG 1-3	TG 2-3	TG 2-4	TG 2-5	TG 3-4	TG 3-5	TG 4-6	TG 2G	TG 2+	TG 3+	TG 4+	TG 5+	TG 6+	TG 7+		
1256	Chennaiyin FC	Northeast Uni	Jo	16:30	2.80	1.55	1.17	1.80	1.35	2.00	1.58	1.42	2.85	2.45	4.70	3.10	1.32	2.30	4.40	10.0	15.0	46.0		
					Total goluri prima repriză					Total goluri a doua repriză					Mai multe goluri			Pauză sau Final						
					PR 0-1	PR 2-3	PR 1+	PR 2+	PR 3+	PR 4+	DR 0-1	DR 2-3	DR 1+	DR 2+	DR 3+	DR 4+	I>II	I=II	I<II	Psf 1	Psf X	Psf 2		
1256	Chennaiyin FC	Northeast Uni	Jo	16:30	1.29	3.55	1.54	3.35	9.00	26.0	1.45	2.75	1.31	2.50	6.25	21.0	3.15	3.20	1.95	1.90	1.60	2.50		
					Pauză - Final					Marchează														
					1-1	1-X	1-2	X-1	X-X	X-2	2-1	2-X	2-2	GM	OM	GN	ON	GG	NG	GG3	GM-PR1+	OM-PR1+		
1256	Chennaiyin FC	Northeast Uni	Jo	16:30	3.75	15.5	29.0	5.40	4.75	5.90	28.0	16.0	6.00	1.30	1.45	2.90	2.35	2.00	1.70	2.60	2.15	2.60		
					Scor corect (Final)										Scor corect (Prima repriză)									
					1:0	2:0	2:1	3:0	0:0	1:1	2:2	0:1	0:2	1:2	0:3	pr1:Cpr2:0	pr2:1pr0:0	pr0:1	pr0:2	pr1:2				
1256	Chennaiyin FC	Northeast Uni	Jo	16:30	6.50	9.00	8.50	22.0	5.75	6.00	17.0	9.00	14.0	11.0	35.0	3.85	12.0	26.0	2.40	4.75	17.0	31.0		
					Winner (final)		Winner (pauză)		Handicap			Primul gol		Victorie dublă		Marchează în ambele reprize								
					W1	W2	Wp1	Wp2	±H	H 1	H X	H 2	PG 1	PG 2	VD 11	VD 22	1D	2D	1N	2N	1D 2D	1N 2N		
1256	Chennaiyin FC	Northeast Uni	Jo	16:30	1.52	2.03	1.61	2.26	-1.0	4.40	3.65	1.53	-	-	7.27	13.5	3.50	4.67	1.21	1.11	13.6	1.26		
					Combinatii Winner																			
					1& 1-2	1& 3+	1& 1-3	1& 4+	1& 2-3	1/1& 3+	1&Pr 2+	1/1& Pr2+	1&G	Pr2+	Pr1+	2&	2& 3+	2& 1-3	2& 4+	2& 2-3	2/2& 3+	2&Pr 2+		
1256	Chennaiyin FC	Northeast Uni	Jo	16:30	3.43	4.39	2.57	8.39	3.81	7.10	6.39	10.1	4.70	3.92	3.44	4.58	5.85	3.43	11.2	5.08	9.43	8.52		

Iordania - Jordan League

Cod	Gazde	Oaspeti	Zi	Ora	1	X	2	1X	X2	12	PR1	PRX	PR2	PR 1X	PR X2	PR 12	DR1	DRX	DR2	DR 1X	DR X2	DR 12
1257	Ramtha SC	Al-Baqaa	Jo	16:00	1.40	4.30	6.00	1.05	2.50	1.12	1.85	2.35	7.00	-	1.67	1.39	1.65	2.80	6.23	1.03	1.93	1.30
1269	That Ras	Al-Jazeera	Jo	16:00	4.50	3.30	1.70	1.90	1.12	1.25	5.20	2.10	2.25	1.43	1.04	1.50	4.57	2.55	1.95	1.63	1.10	1.36
1275	Al-Yarmouk	Al-Wahdat	Jo	18:00	13.0	5.00	1.20	3.50	-	1.10	12.0	2.55	1.58	1.99	-	1.32	11.4	3.00	1.45	2.37	-	1.27

Jordania - Jordan League

				TG	TG	TG	TG	TG	TG	TG	TG	TG	TG	TG	TG	TG	TG	TG	TG	TG	TG	
				0-1	0-2	0-3	1-2	1-3	2-3	2-4	2-5	3-4	3-5	4-6	2G	2+	3+	4+	5+	6+	7+	
1257	Ramtha SC	Al-Baqaa	Jo	16:00	4.00	2.00	1.40	2.30	1.55	2.20	1.44	1.28	2.25	1.90	3.25	3.80	1.15	1.70	2.70	4.80	8.50	23.0
1269	That Ras	Al-Jazeera	Jo	16:00	3.20	1.75	1.25	2.00	1.42	2.07	1.50	1.35	2.50	2.10	3.85	3.50	1.23	1.95	3.50	7.00	11.0	38.0
1275	Al-Yarmouk	Al-Wahdat	Jo	18:00	4.00	2.00	1.40	2.30	1.55	2.20	1.44	1.28	2.25	1.90	3.25	3.80	1.15	1.70	2.70	4.80	8.50	23.0
					PR	PR	PR	PR	±H	H 1	H X	H 2	W1	W2	Wp1	Wp2	>	=	<	PsF 1	PsF X	PsF 2
					0-1	2-3	1+	2+														
1257	Ramtha SC	Al-Baqaa	Jo	16:00	1.49	2.75	1.30	2.50	-1.0	1.95	3.60	2.50	1.07	4.68	1.20	4.53	2.85	3.40	2.05	1.30	2.10	4.50
1269	That Ras	Al-Jazeera	Jo	16:00	1.35	3.10	1.41	2.90	1.0	1.90	3.45	2.85	3.14	1.18	3.12	1.35	2.95	3.35	2.00	3.37	1.80	1.51
1275	Al-Yarmouk	Al-Wahdat	Jo	18:00	1.49	2.75	1.30	2.50	1.0	3.50	3.90	1.62	10.4	-	8.14	1.07	2.85	3.40	2.05	10.0	2.30	1.12
					1-1	1-X	1-2	X-1	X-X	X-2	2-1	2-X	2-2	GM	OM	GN	ON	GG	NG	GG3	GM-	OM-
																				+	PR1+	PR1+
1257	Ramtha SC	Al-Baqaa	Jo	16:00	1.92	17.0	50.0	4.30	6.00	17.0	28.0	18.0	13.5	1.07	1.75	5.50	1.85	1.95	1.75	2.25	1.50	2.70
1269	That Ras	Al-Jazeera	Jo	16:00	8.50	17.0	25.0	10.0	5.50	4.50	34.0	17.0	2.70	1.55	1.15	2.15	4.00	1.85	1.85	2.20	2.50	1.75
1275	Al-Yarmouk	Al-Wahdat	Jo	18:00	22.0	20.0	29.0	21.5	8.50	4.20	50.0	21.0	1.62	2.30	1.05	1.50	6.00	2.55	1.45	2.85	4.50	1.30

Oman - Professional League

Cod	Gazde	Oaspeti	Zi	Ora	1	X	2	1X	X2	12	PR1	PRX	PR2	PR	PR	PR	DR1	DRX	DR2	DR	DR	DR
														1X	X2	12				1X	X2	12
1276	Al Mudhaibi	Oman FC	Jo	14:45	2.45	3.20	2.56	1.39	1.42	1.25	2.90	2.08	3.45	1.16	1.24	1.51	2.75	2.25	3.16	1.23	1.31	1.47
1278	AL Salam	Dhofar	Jo	14:45	3.10	3.20	2.10	1.60	1.27	1.25	3.90	2.05	2.70	1.29	1.11	1.53	3.55	2.35	2.40	1.41	1.18	1.43
1279	AL Nasr	Sohar	Jo	15:10	1.90	3.30	3.55	1.20	1.70	1.25	2.50	1.95	5.00	1.05	1.34	1.59	2.20	2.35	4.10	1.13	1.49	1.43
1280	Muscat FC	Mirbat SC	Jo	15:45	1.60	3.80	4.50	1.12	2.10	1.18	2.10	2.20	5.30	1.03	1.50	1.45	1.85	2.60	5.03	1.08	1.71	1.35
1281	AL Nahda	AL Orouba	Jo	16:00	2.10	3.20	3.10	1.27	1.60	1.25	2.70	2.05	3.90	1.11	1.29	1.53	2.40	2.35	3.55	1.18	1.41	1.43
1283	AL Shabab	Saham	Jo	17:45	1.45	4.20	5.50	1.07	2.35	1.15	1.92	2.33	6.00	1.01	1.61	1.40	1.70	2.70	6.06	1.04	1.86	1.32
1288	Suwaïq	Fanja	Jo	17:45	1.40	4.35	6.00	1.05	2.50	1.12	1.85	2.35	7.00	-	1.67	1.39	1.65	2.80	6.23	1.03	1.93	1.30
					TG	TG	TG	TG	TG	TG	TG	TG	TG	TG	TG	TG	TG	TG	TG	TG	TG	TG
					0-1	0-2	0-3	1-2	1-3	2-3	2-4	2-5	3-4	3-5	4-6	2G	2+	3+	4+	5+	6+	7+
1276	Al Mudhaibi	Oman FC	Jo	14:45	3.30	1.80	1.27	2.05	1.45	2.07	1.48	1.31	2.45	2.05	3.70	3.55	1.20	1.90	3.40	6.70	12.0	36.0
1278	AL Salam	Dhofar	Jo	14:45	3.10	1.70	1.23	1.95	1.40	2.05	1.52	1.37	2.55	2.15	4.00	3.40	1.25	2.00	3.75	7.80	12.0	40.0
1279	AL Nasr	Sohar	Jo	15:10	2.80	1.55	1.17	1.80	1.35	2.00	1.58	1.42	2.85	2.45	4.70	3.10	1.32	2.30	4.40	10.0	15.0	46.0
1280	Muscat FC	Mirbat SC	Jo	15:45	3.60	1.90	1.32	2.15	1.48	2.10	1.46	1.28	2.35	2.00	3.50	3.70	1.16	1.80	3.10	5.75	10.0	30.0
1281	AL Nahda	AL Orouba	Jo	16:00	3.10	1.70	1.23	1.95	1.40	2.05	1.52	1.37	2.55	2.15	4.00	3.40	1.25	2.00	3.75	7.80	12.0	40.0
1283	AL Shabab	Saham	Jo	17:45	4.00	2.00	1.40	2.30	1.55	2.20	1.44	1.28	2.25	1.90	3.25	3.80	1.15	1.70	2.70	4.80	8.50	23.0
1288	Suwaïq	Fanja	Jo	17:45	4.00	2.00	1.40	2.30	1.55	2.20	1.44	1.28	2.25	1.90	3.25	3.80	1.15	1.70	2.70	4.80	8.50	23.0
					PR	PR	PR	PR	±H	H 1	H X	H 2	W1	W2	Wp1	Wp2	>	=	<	PsF 1	PsF X	PsF 2
					0-1	2-3	1+	2+														
1276	Al Mudhaibi	Oman FC	Jo	14:45	1.38	3.05	1.40	2.50	-1.0	5.00	3.75	1.42	1.68	1.76	1.73	2.06	3.15	3.20	1.95	1.92	1.80	2.16
1278	AL Salam	Dhofar	Jo	14:45	1.34	3.20	1.43	2.70	1.0	1.60	3.55	3.95	2.13	1.44	2.30	1.59	3.15	3.20	1.95	2.52	1.69	1.77
1279	AL Nasr	Sohar	Jo	15:10	1.29	3.55	1.54	3.00	-1.0	3.50	3.50	1.70	1.32	2.47	1.42	2.83	2.95	3.35	2.00	1.63	1.60	3.17
1280	Muscat FC	Mirbat SC	Jo	15:45	1.44	2.90	1.36	2.35	-1.0	2.60	3.50	2.10	1.18	3.32	1.31	3.31	2.95	3.35	2.00	1.46	1.84	3.50
1281	AL Nahda	AL Orouba	Jo	16:00	1.34	3.20	1.43	2.70	-1.0	3.95	3.55	1.60	1.44	2.13	1.59	2.30	3.15	3.20	1.95	1.77	1.75	2.52
1283	AL Shabab	Saham	Jo	17:45	1.49	2.75	1.30	2.25	-1.0	2.05	3.50	2.35	1.10	4.19	1.24	3.88	2.85	3.40	2.05	1.35	2.10	3.50
1288	Suwaïq	Fanja	Jo	17:45	1.49	2.75	1.30	2.50	-1.0	1.95	3.60	2.50	1.08	4.62	1.20	4.53	2.85	3.40	2.05	1.30	2.10	4.00
					1-1	1-X	1-2	X-1	X-X	X-2	2-1	2-X	2-2	GM	OM	GN	ON	GG	NG	GG3	GM-	OM-
																				+	PR1+	PR1+
1276	Al Mudhaibi	Oman FC	Jo	14:45	4.30	15.0	28.0	5.60	4.65	5.80	28.0	15.5	4.60	1.27	1.30	3.10	3.00	1.70	2.00	2.15	2.10	2.30
1278	AL Salam	Dhofar	Jo	14:45	5.50	16.0	28.0	6.00	4.80	5.30	31.0	16.0	3.55	1.35	1.27	2.70	3.10	1.80	1.90	2.30	2.35	1.95
1279	AL Nasr	Sohar	Jo	15:10	3.20	16.5	33.0	5.00	5.25	7.00	26.0	16.5	6.00	1.25	1.60	3.20	2.10	2.10	1.65	2.70	1.90	2.70
1280	Muscat FC	Mirbat SC	Jo	15:45	2.40	17.0	35.0	4.50	5.75	11.0	25.0	17.0	8.00	1.12	1.55	4.50	2.15	1.80	1.90	2.10	1.60	2.50
1281	AL Nahda	AL Orouba	Jo	16:00	3.55	16.0	31.0	5.30	4.80	6.00	28.0	16.0	5.50	1.25	1.40	3.20	2.50	1.80	1.90	2.30	1.90	2.25
1283	AL Shabab	Saham	Jo	17:45	2.02	17.0	45.0	4.40	5.75	16.0	28.0	17.5	13.0	1.10	1.65	5.00	2.00	1.90	1.80	2.20	1.50	2.70
1288	Suwaïq	Fanja	Jo	17:45	1.95	17.0	50.0	4.30	6.00	17.0	28.0	18.0	12.0	1.07	1.75	5.50	1.85	1.95	1.75	2.20	1.45	2.80

Qatar - Qatargas League

Cod	Gazde	Oaspeti	Zi	Ora	1	X	2	1X	X2	12	PR1	PRX	PR2	PR	PR	PR	DR1	DRX	DR2	DR	DR	DR
														1X	X2	12				1X	X2	12
2320	Al Shamal	AL Shahaniya	Jo	17:00	3.00	4.50	1.80	1.80	1.29	1.12	-	-	-	-	-	-	-	-	-	-	-	-
2324	Mesaimeer	Al Wakrah Res	Jo	17:00	2.10	4.30	2.49	1.41	1.58	1.14	-	-	-	-	-	-	-	-	-	-	-	-
					TG	TG	TG	TG	TG	TG	TG	TG	TG	TG	TG	TG	TG	TG	TG	TG	TG	TG
					0-1	0-2	0-3	1-2	1-3	2-3	2-4	2-5	3-4	3-5	4-6	2G	2+	3+	4+	5+	6+	7+
2320	Al Shamal	AL Shahaniya	Jo	17:00	7.00	3.20	1.95	3.65	2.20													

Qatar - Qatargas League

				PR	PR	PR	PR	±H	H 1	H X	H 2	W1	W2	Wp1	Wp2	I>II	I=II	I<II	Psf 1	Psf X	Psf 2
				0-1	2-3	1+	2+														
2320	Al Shamal	AL Shahaniya	Jo	17:00	-	-	-	-	1.0	1.80	3.50	2.70	2.33	1.40	-	-	-	-	-	-	-
2324	Mesaimmeer	Al Wakrah Res	Jo	17:00	-	-	-	-	-1.0	3.50	3.55	1.58	1.61	1.91	-	-	-	-	-	-	-

Cupa Sudamericana - Semifinale

Cod	Gazde	Oaspeti	Zi	Ora	Final							Prima repriză							A doua repriză						
					1	X	2	1X	X2	12	PR1	PRX	PR2	PR	PR	PR	DR1	DRX	DR2	DR	DR	DR			
					TG	TG	TG	TG	TG	TG	TG	TG	TG	TG	TG	TG	TG	TG	TG	TG	TG				
					0-1	0-2	0-3	1-2	1-3	2-3	2-4	2-5	3-4	3-5	4-6	2G	2+	3+	4+	5+	6+	7+			
2091	Flamengo RJ	Club Deportivo	Vi	01:45	1.57	3.50	6.00	1.10	2.20	1.26	2.20	1.98	6.50	1.03	1.52	1.62	2.05	2.30	6.20	1.08	1.69	1.46			
Total goluri																									
2091	Flamengo RJ	Club Deportivo	Vi	01:45	2.50	1.45	1.14	1.60	1.30	2.00	1.65	1.47	3.05	2.75	5.20	3.10	1.37	2.55	5.05	11.0	17.0	50.0			
Total goluri prima repriză							Total goluri a doua repriză							Mai multe goluri			Pauză sau Final								
					PR	PR	PR	PR	PR	DR	DR	DR	DR	DR	DR	I>II	I=II	I<II	Psf 1	Psf X	Psf 2				
					0-1	2-3	1+	2+	3+	4+	0-1	2-3	1+	2+	3+	4+									
2091	Flamengo RJ	Club Deportivo	Vi	01:45	1.26	3.80	1.58	3.65	9.50	29.0	1.43	2.85	1.33	2.60	6.50	23.0	2.95	3.35	2.00	1.50	1.75	5.00			
Pauză - Final											Marchează														
					1-1	1-X	1-2	X-1	X-X	X-2	2-1	2-X	2-2	GM	OM	GN	ON	GG	NG	GG3	GM-	OM-			
																				+	PR1+	PR1+			
2091	Flamengo RJ	Club Deportivo	Vi	01:45	2.45	17.0	35.0	4.50	5.75	11.0	25.0	17.0	12.0	1.25	1.95	3.20	1.67	2.70	1.40	3.10	1.90	3.20			
Scor corect (Final)											Scor corect (Prima repriză)														
					1:0	2:0	2:1	3:0	0:0	1:1	2:2	0:1	0:2	1:2	0:3	pr1:Cpr2:0	pr2:1pr0:0	pr0:1pr0:2	pr0:2pr1:2						
2091	Flamengo RJ	Club Deportivo	Vi	01:45	6.00	6.50	7.50	13.0	5.13	7.00	19.0	12.0	30.0	21.0	80.0	3.15	8.00	26.0	2.30	7.00	41.0	51.0			
			Winner (final)			Winner (pauză)			Handicap				Primul gol		Victorie dublă		Marchează în ambele reprize								
					W1	W2	Wp1	Wp2	±H	H 1	H X	H 2	PG 1	PG 2	VD	VD	1D	2D	1N	2N	1D	1N			
															11	22					2D	2N			
2091	Flamengo RJ	Club Deportivo	Vi	01:45	1.14	4.29	1.26	3.73	-1.0	2.60	3.50	2.20	-	-	4.20	35.0	2.75	9.00	1.34	1.02	20.6	1.37			
Combinatii Winner																									
					1&	1&	1&	1&	1&	1/1&	1&Pr	1/1&	1&G	Pr2+	Pr1+	2&	2&	2&	2&	2&	2/2&	2&Pr			
					1-2	3+	1-3	4+	2-3	3+	2+	Pr2+	G	&Dr1&Dr2	+	+	1-2	3+	1-3	4+	2-3	3+			
2091	Flamengo RJ	Club Deportivo	Vi	01:45	2.37	3.45	1.80	6.37	2.71	4.80	4.95	7.45	4.30	4.33	3.67	8.90	14.5	6.76	23.9	10.2	29.0	19.0			

Argentina - Primera Division

Cod	Gazde	Oaspeti	Zi	Ora	Final							Prima repriză							A doua repriză						
					1	X	2	1X	X2	12	PR1	PRX	PR2	PR	PR	PR	DR1	DRX	DR2	DR	DR	DR			
					TG	TG	TG	TG	TG	TG	TG	TG	TG	TG	TG	TG	TG	TG	TG	TG	TG				
					0-1	0-2	0-3	1-2	1-3	2-3	2-4	2-5	3-4	3-5	4-6	2G	2+	3+	4+	5+	6+	7+			
1004	Velez	Godoy Cruz	Vi	00:15	2.15	3.10	3.40	1.27	1.62	1.32	2.80	1.93	4.10	1.14	1.32	1.69	2.45	2.35	3.44	1.19	1.39	1.45			
Total goluri																									
1004	Velez	Godoy Cruz	Vi	00:15	2.80	1.55	1.17	1.80	1.35	2.00	1.58	1.42	2.85	2.45	4.70	3.10	1.32	2.30	4.40	10.0	15.0	46.0			
Total goluri prima repriză							Total goluri a doua repriză							Mai multe goluri			Pauză sau Final								
					PR	PR	PR	PR	PR	DR	DR	DR	DR	DR	DR	I>II	I=II	I<II	Psf 1	Psf X	Psf 2				
					0-1	2-3	1+	2+	3+	4+	0-1	2-3	1+	2+	3+	4+									
1004	Velez	Godoy Cruz	Vi	00:15	1.29	3.55	1.54	3.35	9.00	26.0	1.45	2.75	1.31	2.50	6.25	21.0	3.15	3.20	1.95	1.85	1.55	2.70			
Pauză - Final											Marchează														
					1-1	1-X	1-2	X-1	X-X	X-2	2-1	2-X	2-2	GM	OM	GN	ON	GG	NG	GG3	GM-	OM-			
																				+	PR1+	PR1+			
1004	Velez	Godoy Cruz	Vi	00:15	3.60	15.5	30.0	5.30	4.80	6.00	28.0	16.0	6.50	1.28	1.50	3.10	2.25	2.00	1.70	2.60	2.15	2.60			
Scor corect (Final)											Scor corect (Prima repriză)														
					1:0	2:0	2:1	3:0	0:0	1:1	2:2	0:1	0:2	1:2	0:3	pr1:Cpr2:0	pr2:1pr0:0	pr0:1pr0:2	pr0:2pr1:2						
1004	Velez	Godoy Cruz	Vi	00:15	6.50	8.50	8.50	19.0	5.59	6.00	17.0	9.00	15.0	13.0	50.0	3.75	11.0	21.0	2.40	5.00	17.0	31.0			

Argentina - Primera Division

				Winner (final)		Winner (pauză)		Handicap			Primul gol		Victorie dublă		Marchează în ambele reprize							
				W1	W2	Wp1	Wp2	±H	H 1	H X	H 2	PG 1	PG 2	VD 11	VD 22	1D	2D	1N	2N	1D 2D	1N 2N	
1004	Velez	Godoy Cruz	Vi	00:15	1.46	2.30	1.58	2.31	-1.0	4.20	3.55	1.62	-	-	6.86	14.1	3.40	5.00	1.22	1.10	14.2	1.25
Combinatii Winner																						
					1& 1-2	1& 3+	1& 1-3	1& 4+	1& 2-3	1/1& 3+	1&Pr 2+	1/1& Pr2+	1&G G	Pr2+ &Dr1+	Pr1+ &Dr2+	2& 1-2	2& 3+	2& 1-3	2& 4+	2& 2-3	2/2& 3+	2&Pr 2+
1004	Velez	Godoy Cruz	Vi	00:15	3.28	4.19	2.46	8.02	3.64	6.70	6.10	9.65	4.55	3.92	3.44	5.19	6.63	3.89	12.7	5.76	9.90	9.65

Honduras - Liga Nacional, Apertura

Cod	Gazde	Oaspeti	Zi	Ora	Final					Prima repriză					A doua repriză							
					1	X	2	1X	X2	12	PR1	PRX	PR2	PR 1X	PR 1X2	PR 12	DR1	DRX	DR2	DR 1X	DR 1X2	DR 12
1202	CD Olimpia	Juticalpa FC	Vi	03:00	1.40	4.25	6.70	1.05	2.60	1.16	1.80	2.60	5.80	1.03	1.75	1.33	1.65	3.00	6.23	1.03	1.93	1.30
Total goluri																						
					TG 0-1	TG 0-2	TG 0-3	TG 1-2	TG 1-3	TG 2-3	TG 2-4	TG 2-5	TG 3-4	TG 3-5	TG 4-6	TG 2G	TG 2+	TG 3+	TG 4+	TG 5+	TG 6+	TG 7+
1202	CD Olimpia	Juticalpa FC	Vi	03:00	6.00	2.70	1.70	3.10	1.95	2.40	1.52	1.30	2.10	1.70	2.35	4.20	1.07	1.40	2.00	3.20	5.50	10.0
					Total goluri prima repriză					Total goluri a doua repriză					Mai multe goluri			Pauză sau Final				
					PR 0-1	PR 2-3	PR 1+	PR 2+	PR 3+	PR 4+	DR 0-1	DR 2-3	DR 1+	DR 2+	DR 3+	DR 4+	>II	I=II	I<II	PsF 1	PsF X	PsF 2
1202	CD Olimpia	Juticalpa FC	Vi	03:00	1.70	2.25	1.14	2.00	4.80	7.00	2.10	2.05	1.09	1.60	3.00	4.50	2.85	3.40	2.05	1.30	2.40	4.20
					Pauză - Final					Marchează												
					1-1	1-X	1-2	X-1	X-X	X-2	2-1	2-X	2-2	GM	OM	GN	ON	GG	NG	GG3 +	GM- PR1+	OM- PR1+
1202	CD Olimpia	Juticalpa FC	Vi	03:00	2.00	17.0	50.0	4.30	6.00	17.0	28.0	18.0	12.0	1.05	1.40	6.00	2.50	1.55	2.30	1.75	1.37	2.45
					Scor corect (Final)					Scor corect (Prima repriză)												
					1:0	2:0	2:1	3:0	0:0	1:1	2:2	0:1	0:2	1:2	0:3	pr1:Cpr2:0	pr2:1pr0:0	pr0:1pr0:2	pr0:2pr1:2			
1202	CD Olimpia	Juticalpa FC	Vi	03:00	6.50	6.00	8.50	10.0	11.1	8.50	24.0	15.0	37.0	25.0	100	3.40	5.67	12.0	3.75	7.50	31.0	26.0
Winner (final) / Winner (pauză) / Handicap / Primul gol / Victorie dublă / Marchează în ambele reprize																						
					W1	W2	Wp1	Wp2	±H	H 1	H X	H 2	PG 1	PG 2	VD 11	VD 22	1D	2D	1N	2N	1D 2D	1N 2N
1202	CD Olimpia	Juticalpa FC	Vi	03:00	1.07	5.12	1.24	3.98	-1.0	1.95	3.60	2.60	-	-	2.97	36.1	1.75	4.75	1.85	1.11	6.93	1.92
Combinatii Winner																						
					1& 1-2	1& 3+	1& 1-3	1& 4+	1& 2-3	1/1& 3+	1&Pr 2+	1/1& Pr2+	1&G G	Pr2+ &Dr1+	Pr1+ &Dr2+	2& 1-2	2& 3+	2& 1-3	2& 4+	2& 2-3	2/2& 3+	2&Pr 2+
1202	CD Olimpia	Juticalpa FC	Vi	03:00	3.68	1.66	2.31	2.37	2.85	2.30	2.37	3.20	2.20	1.95	1.63	17.6	7.95	11.1	11.4	13.6	13.8	11.4

Jamaica - Premier League

Cod	Gazde	Oaspeti	Zi	Ora	1	X	2	1X	X2	12	PR1	PRX	PR2	PR 1X	PR 1X2	PR 12	DR1	DRX	DR2	DR 1X	DR 1X2	DR 12
1006	Cavaliers FC	Arnett Garden	Vi	00:00	2.85	3.10	2.30	1.48	1.32	1.27	-	-	-	-	-	-	-	-	-	-	-	-
1010	Harbour View	Portmore Unit	Vi	02:00	2.90	3.10	2.25	1.50	1.30	1.27	-	-	-	-	-	-	-	-	-	-	-	-
Total goluri																						
					TG 0-1	TG 0-2	TG 0-3	TG 1-2	TG 1-3	TG 2-3	TG 2-4	TG 2-5	TG 3-4	TG 3-5	TG 4-6	TG 2G	TG 2+	TG 3+	TG 4+	TG 5+	TG 6+	TG 7+
1006	Cavaliers FC	Arnett Garden	Vi	00:00	2.90	1.60	1.18	1.85	1.35	2.00	1.56	1.40	2.75	2.40	4.40	3.20	1.30	2.20	4.15	8.70	14.0	44.0
1010	Harbour View	Portmore Unit	Vi	02:00	2.80	1.55	1.17	1.80	1.35	2.00	1.58	1.42	2.85	2.45	4.70	3.10	1.32	2.30	4.40	10.0	15.0	46.0
					PR 0-1	PR 2-3	PR 1+	PR 2+	±H	H 1	H X	H 2	W1	W2	Wp1	Wp2	>II	I=II	I<II	PsF 1	PsF X	PsF 2
1006	Cavaliers FC	Arnett Garden	Vi	00:00	-	-	-	-	1.0	1.48	3.65	4.56	1.93	1.56	-	-	-	-	-	-	-	-
1010	Harbour View	Portmore Unit	Vi	02:00	-	-	-	-	1.0	1.50	3.65	4.37	1.96	1.52	-	-	-	-	-	-	-	-

Mexic - Primera Division Clausura

					Final					Prima repriză					A doua repriză				
--	--	--	--	--	-------	--	--	--	--	---------------	--	--	--	--	----------------	--	--	--	--

Mexic - Primera Division Clausura

Cod	Gazde	Oaspeti	Zi	Ora	Final					Prima repriză					A doua repriză							
					1	X	2	1X	X2	12	PR1	PRX	PR2	PR	PR	PR	DR1	DRX	DR2	DR	DR	DR
1014	Cruz Azul	Am.Mexico	Vi	03:30	2.25	3.05	3.20	1.30	1.55	1.35	2.85	2.00	3.85	1.15	1.29	1.62	2.45	2.35	3.44	1.19	1.39	1.43
1016	Atlas G.	Monterrey	Vi	05:30	4.00	3.15	1.95	1.75	1.20	1.32	4.20	2.05	2.55	1.37	1.12	1.59	4.10	2.35	2.20	1.49	1.13	1.43
Total goluri																						
					TG	TG	TG	TG	TG	TG	TG	TG	TG	TG	TG	TG	TG	TG	TG	TG	TG	
					0-1	0-2	0-3	1-2	1-3	2-3	2-4	2-5	3-4	3-5	4-6	2G	2+	3+	4+	5+	6+	7+
1014	Cruz Azul	Am.Mexico	Vi	03:30	3.00	1.65	1.19	1.90	1.38	2.05	1.54	1.38	2.65	2.25	4.20	3.30	1.28	2.10	3.95	8.20	13.0	42.0
1016	Atlas G.	Monterrey	Vi	05:30	3.10	1.70	1.23	1.95	1.40	2.05	1.52	1.37	2.55	2.15	4.00	3.40	1.25	2.00	3.75	7.80	12.0	40.0
					Total goluri prima repriză					Total goluri a doua repriză					Mai multe goluri			Pauză sau Final				
					PR	PR	PR	PR	PR	DR	DR	DR	DR	DR	DR	I>II	I=II	I<II	PsF 1	PsF X	PsF 2	
					0-1	2-3	1+	2+	3+	4+	0-1	2-3	1+	2+	3+	4+						
1014	Cruz Azul	Am.Mexico	Vi	03:30	1.32	3.30	1.45	3.15	8.65	20.0	1.53	2.60	1.22	2.30	5.50	17.0	3.15	3.20	1.95	2.00	1.70	2.50
1016	Atlas G.	Monterrey	Vi	05:30	1.34	3.20	1.43	3.05	8.35	18.0	1.55	2.55	1.21	2.20	5.25	17.0	2.95	3.35	2.00	3.00	1.75	1.70
										Pauză - Final					Marchează							
					1-1	1-X	1-2	X-1	X-X	X-2	2-1	2-X	2-2	GM	OM	GN	ON	GG	NG	GG3	GM-	OM-
																			+	PR1+	PR1+	
1014	Cruz Azul	Am.Mexico	Vi	03:30	3.60	15.5	30.0	5.30	4.80	6.00	28.0	16.0	5.50	1.27	1.40	3.10	2.50	1.85	1.85	2.40	2.00	2.35
1016	Atlas G.	Monterrey	Vi	05:30	7.00	16.5	26.0	7.00	5.25	5.00	33.0	16.5	3.20	1.45	1.22	2.35	3.40	1.85	1.85	2.30	2.50	1.95
										Scor corect (Final)					Scor corect (Prima repriză)							
					1:0	2:0	2:1	3:0	0:0	1:1	2:2	0:1	0:2	1:2	0:3	pr1:	Cpr2:0	pr2:1	pr0:0	pr0:1	pr0:2	pr1:2
1014	Cruz Azul	Am.Mexico	Vi	03:30	6.50	8.50	8.50	19.0	6.24	6.00	17.0	9.00	15.0	13.0	50.0	4.00	11.0	21.0	2.50	4.67	15.0	26.0
1016	Atlas G.	Monterrey	Vi	05:30	9.50	19.0	15.0	50.0	7.63	6.50	17.0	6.00	7.00	8.00	18.0	5.25	17.0	26.0	2.60	3.67	9.00	17.0
					Winner (final)		Winner (pauză)		Handicap			Primul gol		Victorie dublă		Marchează în ambele reprize						
					W1	W2	Wp1	Wp2	±H	H 1	H X	H 2	PG 1	PG 2	VD 11	VD 22	1D	2D	1N	2N	1D	1N
																				2D	2N	
1014	Cruz Azul	Am.Mexico	Vi	03:30	1.51	2.15	1.65	2.22	-1.0	4.20	3.55	1.55	-	-	7.00	13.0	3.65	4.80	1.19	1.11	14.6	1.23
1016	Atlas G.	Monterrey	Vi	05:30	2.73	1.33	2.49	1.51	1.0	1.75	3.50	3.50	-	-	18.0	5.75	5.25	3.15	1.09	1.26	13.8	1.28
Combinatii Winner																						
					1&	1&	1&	1&	1&	1/1&	1&Pr	1/1&	1&G	Pr2+	Pr1+	2&	2&	2&	2&	2/2&	2&Pr	
					1-2	3+	1-3	4+	2-3	3+	2+	Pr2+	G	&Dr1	&Dr2	1-2	3+	1-3	4+	2-3	3+	2+
1014	Cruz Azul	Am.Mexico	Vi	03:30	3.62	4.00	2.63	7.53	3.91	6.00	6.01	9.00	4.50	3.43	2.98	5.15	5.69	3.74	10.7	5.56	9.50	8.54
1016	Atlas G.	Monterrey	Vi	05:30	6.61	6.78	4.75	12.7	6.95	12.0	10.3	18.0	7.85	3.30	2.81	3.22	3.31	2.31	6.20	3.39	5.00	5.04

Panama - Reserve League

Cod	Gazde	Oaspeti	Zi	Ora	1	X	2	1X	X2	12	PR1	PRX	PR2	PR	PR	PR	DR1	DRX	DR2	DR	DR	DR
2325	Tauro FC (R)	San Francisco	Vi	01:00	1.90	3.70	3.18	1.26	1.71	1.19	-	-	-	-	-	-	-	-	-	-	-	-
Total goluri																						
					TG	TG	TG	TG	TG	TG	TG	TG	TG	TG	TG	TG	TG	TG	TG	TG	TG	TG
					0-1	0-2	0-3	1-2	1-3	2-3	2-4	2-5	3-4	3-5	4-6	2G	2+	3+	4+	5+	6+	7+
2325	Tauro FC (R)	San Francisco	Vi	01:00	5.50	2.40	1.52	2.65	1.75	2.15	1.45	1.21	2.25	1.70	2.45	4.50	1.08	1.50	2.00	3.00	5.00	8.00
					PR	PR	PR	PR	±H	H 1	H X	H 2	W1	W2	Wp1	Wp2	I>II	I=II	I<II	PsF 1	PsF X	PsF 2
					0-1	2-3	1+	2+														
2325	Tauro FC (R)	San Francisco	Vi	01:00	-	-	-	-	-1.0	3.20	3.50	1.71	1.39	2.32	-	-	-	-	-	-	-	-

Uruguay - Primera Division, Clausura

Cod	Gazde	Oaspeti	Zi	Ora	Final					Prima repriză					A doua repriză							
					1	X	2	1X	X2	12	PR1	PRX	PR2	PR	PR	PR	DR1	DRX	DR2	DR	DR	DR
1019	Plaza Colonia	Racing M.	Vi	00:00	4.55	3.65	1.65	2.05	1.15	1.20	5.10	2.25	2.12	1.52	1.05	1.46	4.85	2.55	1.90	1.65	1.10	1.35
1020	Defensor	Wanderers	Vi	00:30	1.65	3.55	4.75	1.12	2.10	1.22	2.12	2.25	5.10	1.05	1.52	1.46	1.90	2.55	4.87	1.08	1.67	1.36
Total goluri																						
					TG	TG	TG	TG	TG	TG	TG	TG	TG	TG	TG	TG	TG	TG	TG	TG	TG	
					0-1	0-2	0-3	1-2	1-3	2-3	2-4	2-5	3-4	3-5	4-6	2G	2+	3+	4+	5+	6+	7+
1019	Plaza Colonia	Racing M.	Vi	00:00	3.80	1.95	1.35	2.25	1.48	2.15	1.45	1.28	2.30	1.90	3.40	3.80	1.16	1.75	3.00	5.80	8.50	25.0
1020	Defensor	Wanderers	Vi	00:30	4.00	2.00	1.40	2.30	1.55	2.20	1.44	1.28	2.25	1.90	3.25	3.80	1.15	1.70	2.70	4.80	8.50	16.0

Uruguay - Primera Division, Clausura

				Total goluri prima repriză							Total goluri a doua repriză							Mai multe goluri			Pauză sau Final		
				PR 0-1	PR 2-3	PR 1+	PR 2+	PR 3+	PR 4+	DR 0-1	DR 2-3	DR 1+	DR 2+	DR 3+	DR 4+	I>II	I=II	I<II	PsF 1	PsF X	PsF 2		
1019	Plaza Colonia	Racing M.	Vi	00:00	1.45	2.80	1.32	2.60	7.10	12.0	1.70	2.30	1.16	2.00	4.25	8.00	2.95	3.35	2.00	3.28	1.86	1.48	
1020	Defensor	Wanderers	Vi	00:30	1.49	2.75	1.30	2.50	6.85	11.0	1.73	2.25	1.15	1.95	3.90	7.50	2.95	3.35	2.00	1.47	2.05	3.45	
Pauză - Final											Marchează												
					1-1	1-X	1-2	X-1	X-X	X-2	2-1	2-X	2-2	GM	OM	GN	ON	GG	NG	GG3	GM-	OM-	
																				+	PR1+	PR1+	
1019	Plaza Colonia	Racing M.	Vi	00:00	9.00	17.0	25.0	10.5	5.50	4.50	35.0	17.0	2.50	1.50	1.12	2.40	5.00	1.75	1.95	2.00	2.70	1.60	
1020	Defensor	Wanderers	Vi	00:30	2.55	17.0	35.0	4.50	5.50	10.5	25.0	17.0	9.00	1.12	1.47	5.50	2.45	1.70	2.00	1.95	1.65	2.55	
Scor corect (Final)											Scor corect (Prima repriză)												
					1:0	2:0	2:1	3:0	0:0	1:1	2:2	0:1	0:2	1:2	0:3	pr1:0	pr2:0	pr0:0	pr0:1	pr0:2	pr1:2		
1019	Plaza Colonia	Racing M.	Vi	00:00	12.0	24.0	21.0	80.0	8.60	7.00	19.0	6.00	6.50	7.50	14.0	6.00	26.0	31.0	2.90	3.40	7.50	15.0	
1020	Defensor	Wanderers	Vi	00:30	6.00	6.50	7.50	14.0	8.33	7.00	19.0	12.0	24.0	21.0	80.0	3.50	7.50	15.0	3.00	6.00	21.0	26.0	
					Winner (final)		Winner (pauză)		Handicap			Primul gol		Victorie dublă		Marchează în ambele reprize							
					W1	W2	Wp1	Wp2	±H	H 1	H X	H 2	PG 1	PG 2	VD 11	VD 22	1D	2D	1N	2N	1D	1N	
1019	Plaza Colonia	Racing M.	Vi	00:00	3.30	1.20	3.22	1.34	1.0	2.00	3.45	2.75	-	-	24.7	4.03	5.75	2.30	1.07	1.48	11.0	1.48	
1020	Defensor	Wanderers	Vi	00:30	1.19	3.41	1.34	3.22	-1.0	2.85	3.45	2.10	-	-	4.00	25.0	2.40	4.75	1.50	1.11	8.91	1.60	
Combinatii Winner																							
					1& 1-2	1& 3+	1& 1-3	1& 4+	1& 2-3	1/1& 3+	1&Pr 2+	1/1& Pr2+	1&G	Pr2+ &Dr1	Pr1+ &Dr2	2& 1-2	2& 3+	2& 1-3	2& 4+	2& 2-3	2/2& 3+	2&Pr 2+	
1019	Plaza Colonia	Racing M.	Vi	00:00	8.68	6.75	5.71	11.6	8.29	12.9	10.0	18.7	8.00	2.69	2.36	3.15	2.45	2.07	4.19	3.01	3.59	3.64	
1020	Defensor	Wanderers	Vi	00:30	3.22	2.38	2.17	3.78	3.08	3.51	3.50	5.04	3.20	2.57	2.26	9.26	6.84	6.24	10.9	8.86	12.5	10.1	

Filipine - Philippines Football League

Cod	Gazde	Oaspeti	Zi	Ora	1	X	2	1X	X2	12	PR1	PRX	PR2	PR 1X	PR X2	PR 12	DR1	DRX	DR2	DR 1X	DR X2	DR 12
1023	Loyola Meralc	Ceres La Sall	Vi	09:00	3.10	3.55	2.00	1.64	1.28	1.21	3.40	2.50	2.40	1.37	1.17	1.38	3.79	2.80	2.30	1.45	1.16	1.32
					TG 0-1	TG 0-2	TG 0-3	TG 1-2	TG 1-3	TG 2-3	TG 2-4	TG 2-5	TG 3-4	TG 3-5	TG 4-6	TG 2G	TG 2+	TG 3+	TG 4+	TG 5+	TG 6+	TG 7+
1023	Loyola Meralc	Ceres La Sall	Vi	09:00	6.50	2.95	1.80	3.35	2.00	2.45	1.54	1.31	2.10	1.70	2.25	4.30	1.06	1.35	1.80	2.80	4.80	9.50
					PR 0-1	PR 2-3	PR 1+	PR 2+	±H	H 1	H X	H 2	W1	W2	Wp1	Wp2	I>II	I=II	I<II	PsF 1	PsF X	PsF 2
1023	Loyola Meralc	Ceres La Sall	Vi	09:00	-	-	-	-	1.0	1.64	3.70	3.64	2.23	1.44	2.28	1.61	3.05	3.80	1.95	2.31	2.25	1.60
					1-1	1-X	1-2	X-1	X-X	X-2	2-1	2-X	2-2	GM	OM	GN	ON	GG	NG	GG3	GM-	OM-
																				+	PR1+	PR1+
1023	Loyola Meralc	Ceres La Sall	Vi	09:00	5.45	15.5	20.0	6.50	5.20	5.00	25.0	15.0	3.45	-	-	-	-	-	-	-	-	-