















**WINNER AVANTAJ**
**1**
**X**
**2**
**1X**
**X2**
**12**

 <b>2873</b> Muguruza B G Riske A Jo 15:00	1.90	-	2.10	-	-	-
 <b>2874</b> Konjuh A Azarenka V Jo 18:00	2.20	-	1.85	-	-	-
 <b>1035</b> Germania Chile Jo 21:00	2.70	3.60	2.85	1.53	1.55	1.38

**WINNER PLUS(+5)**
**1**
**X**
**2**
**1X**
**X2**
**12**

 <b>2555</b> Nishikori K Khachanov K Jo 13:10	1.40	-	3.50	-	-	-
 <b>2875</b> Giorgi C Svitolina E Jo 13:35	2.80	-	1.55	-	-	-
 <b>2876</b> Lepchenko V Sevastova A Jo 13:35	2.80	-	1.55	-	-	-
 <b>2748</b> Kavcic B Bangoura S Jo 14:00	1.25	-	5.00	-	-	-
 <b>2556</b> Cilic M Kozlov S Jo 14:10	1.20	-	6.50	-	-	-
 <b>2557</b> B.Bryan/M.BrJ.Benn/E.Rog- Jo 14:30	1.55	-	2.80	-	-	-
 <b>2565</b> Clarke J Marchenko I Jo 15:30	4.50	-	1.30	-	-	-
 <b>2750</b> Millot V Fratangelo B Jo 15:30	3.00	-	1.50	-	-	-
 <b>2938</b> Young Lions Balestier Kha Jo 15:30	5.25	4.20	1.75	2.35	1.25	1.30
 <b>2559</b> Thompson J Querrey S Jo 15:40	3.50	-	1.40	-	-	-
 <b>1011</b> Turcia (F) Grecia (F) Jo 16:00	1.45	20.0	3.85	1.35	3.20	-
 <b>2562</b> J-J.Roje/H.Te F.Marti/A.Ran Jo 16:00	1.35	-	4.00	-	-	-
 <b>2877</b> Mladenovic K Zhang Sh Jo 16:00	1.45	-	3.20	-	-	-
 <b>2641</b> Klizan M Carballes B R Jo 17:00	1.45	-	3.20	-	-	-

**WINNER PLUS(+5)**
**1**
**X**
**2**
**1X**
**X2**
**12**

 <b>2563</b> Chardy J	Lopez F	3.00	-	1.50	-	-	-
Jo 18:00							
 <b>2680</b> Bagnis F	Bolelli S	3.00	-	1.50	-	-	-
Jo 18:00							
 <b>2564</b> Federer R	Zverev M	1.25	-	5.00	-	-	-
Jo 18:30							
 <b>2959</b> HJK Helsinki	Mariehamn	1.40	5.30	10.5	1.10	3.50	1.23
Jo 18:30							
 <b>2878</b> Cepelova J	Garcia C	2.80	-	1.55	-	-	-
Jo 20:00							
 <b>1117</b> Anglia U21	Polonia U21	1.65	4.20	6.50	1.18	2.55	1.30
Jo 21:45							
 <b>1129</b> Jamaica	Guyana Franci	1.40	5.50	9.70	1.12	3.50	1.08
Jo 23:59							
 <b>2960</b> Corinthians	Bahia	1.60	4.60	6.35	1.18	2.65	1.28
Jo 23:59							
 <b>2961</b> Flamengo	Chapecoense	1.65	4.00	7.00	1.17	2.55	1.35
Jo 23:59							

## Cupa Confederatiilor - Grupa B

Cod	Gazde	Oaspeti	Zi	Ora	Final							Prima repriză							A doua repriză						
					1	X	2	1X	X2	12	PR1	PRX	PR2	PR	PR	PR	DR1	DRX	DR2	DR	DR	DR			
<b>3231</b>	Camerun	Australia	Jo	18:00	2.45	3.25	2.95	1.42	1.55	1.35	2.90	2.12	3.40	1.26	1.35	1.64	2.80	2.25	3.10	1.25	1.30	1.45			
<b>3232</b>	Germania	Chile	Jo	21:00	2.70	3.60	2.85	1.53	1.55	1.38	3.00	2.25	3.00	1.32	1.32	1.57	2.95	2.35	2.95	1.27	1.27	1.48			
Total goluri																									
					TG	TG	TG	TG	TG	TG	TG	TG	TG	TG	TG	TG	TG	TG	TG	TG	TG				
					0-1	0-2	0-3	1-2	1-3	2-3	2-4	2-5	3-4	3-5	4-6	2G	2+	3+	4+	5+	6+	7+			
<b>3231</b>	Camerun	Australia	Jo	18:00	3.60	2.00	1.32	2.15	1.48	2.10	1.46	1.28	2.35	2.00	3.50	3.70	1.16	1.80	3.10	5.75	10.0	30.0			
<b>3232</b>	Germania	Chile	Jo	21:00	4.60	2.20	1.47	2.50	1.63	2.25	1.46	1.27	2.20	1.80	2.95	4.00	1.12	1.60	2.45	4.25	7.50	20.0			
Total goluri prima repriză							Total goluri a doua repriză							Mai multe goluri			Pauză sau Final								
					PR	PR	PR	PR	PR	DR	DR	DR	DR	DR	DR	I>II	I=II	I<II	PsF 1	PsF X	PsF 2				
					0-1	2-3	1+	2+	3+	4+	0-1	2-3	1+	2+	3+	4+									
<b>3231</b>	Camerun	Australia	Jo	18:00	1.44	2.90	1.36	2.65	7.50	13.0	1.65	2.35	1.16	2.05	4.35	9.00	3.15	3.20	1.95	2.00	1.80	2.35			
<b>3232</b>	Germania	Chile	Jo	21:00	1.55	2.60	1.24	2.40	6.00	9.50	1.90	2.20	1.13	1.80	3.50	6.50	3.15	3.20	1.95	2.10	2.00	2.15			
Pauză - Final											Marchează														
					1-1	1-X	1-2	X-1	X-X	X-2	2-1	2-X	2-2	GM	OM	GN	ON	GG	NG	GG3	GM-	OM-			
																				+	PR1+	PR1+			
<b>3231</b>	Camerun	Australia	Jo	18:00	4.25	15.0	28.0	5.60	4.65	5.75	28.0	15.0	5.00	1.23	1.28	3.50	3.25	1.65	2.15	2.10	2.00	2.20			
<b>3232</b>	Germania	Chile	Jo	21:00	4.45	15.0	28.0	6.60	6.00	6.85	28.0	15.0	4.55	1.20	1.21	4.00	3.95	1.50	2.50	1.80	1.90	1.95			
Scor corect (Final)											Scor corect (Prima repriză)														
					1:0	2:0	2:1	3:0	0:0	1:1	2:2	0:1	0:2	1:2	0:3	pr1:	Cpr2:0	pr2:	1pr0:0	pr0:1	pr0:2	pr1:2			
<b>3231</b>	Camerun	Australia	Jo	18:00	7.00	10.0	9.00	25.0	8.00	6.00	17.0	8.50	12.0	10.0	35.0	4.33	12.0	17.0	2.85	4.50	13.0	17.0			
<b>3232</b>	Germania	Chile	Jo	21:00	7.50	10.0	9.00	25.0	10.2	6.00	17.0	8.00	12.0	10.0	30.0	4.67	12.0	17.0	3.25	4.33	11.0	15.0			
					Winner (final)		Winner (pauză)		Handicap				Primul gol		Victorie dublă		Marchează în ambele reprize								
					W1	W2	Wp1	Wp2	±H	H 1	H X	H 2	PG 1	PG 2	VD 11	VD 22	1D	2D	1N	2N	1D 2D	1N 2N			
<b>3231</b>	Camerun	Australia	Jo	18:00	1.70	2.04	1.53	1.80	-1.0	4.85	3.80	1.55	1.75	1.85	8.20	10.5	3.35	3.75	1.25	1.21	8.53	1.45			
<b>3232</b>	Germania	Chile	Jo	21:00	1.85	1.92	1.67	1.67	-1.0	5.50	3.80	1.50	1.80	1.90	8.50	8.80	2.90	3.15	1.30	1.27	6.65	1.63			
Combinatii Winner																									
					1&	1&	1&	1&	1&	1/1&	1&Pr	1/1&	1&G	Pr2+	Pr1+	2&	2&	2&	2&	2/2&	2&Pr				
					1-2	3+	1-3	4+	2-3	3+	2+	Pr2+	G	&Dr1	&Dr2	1-2	3+	1-3	4+	2-3	3+	2+			
<b>3231</b>	Camerun	Australia	Jo	18:00	4.46	3.75	3.07	6.44	4.36	5.70	5.50	8.80	4.10	2.74	2.49	5.38	4.50	3.70	7.75	5.25	6.71	6.63			
<b>3232</b>	Germania	Chile	Jo	21:00	5.51	3.60	3.59	5.40	4.96	5.15	5.15	7.80	3.90	2.42	1.99	5.72	3.65	3.73	5.61	5.15	5.30	5.49			

## Meci amical intertari

Cod	Gazde	Oaspeti	Zi	Ora	Final							Prima repriză							A doua repriză						
					1	X	2	1X	X2	12	PR1	PRX	PR2	PR	PR	PR	DR1	DRX	DR2	DR	DR	DR			
<b>1074</b>	Jamaica	Guyana France	Jo	23:59	1.30	5.00	9.00	1.03	3.20	1.13	1.70	2.60	7.50	-	1.93	1.37	1.50	3.25	6.70	1.02	2.18	1.22			
Total goluri																									
					TG	TG	TG	TG	TG	TG	TG	TG	TG	TG	TG	TG	TG	TG	TG	TG	TG				
					0-1	0-2	0-3	1-2	1-3	2-3	2-4	2-5	3-4	3-5	4-6	2G	2+	3+	4+	5+	6+	7+			
<b>1074</b>	Jamaica	Guyana France	Jo	23:59	4.85	2.40	1.58	2.75	1.70	2.30	1.50	1.27	2.15	1.75	2.40	4.00	1.10	1.50	2.00	3.00	5.00	9.00			
Total goluri prima repriză							Total goluri a doua repriză							Mai multe goluri			Pauză sau Final								
					PR	PR	PR	PR	PR	DR	DR	DR	DR	DR	DR	I>II	I=II	I<II	PsF 1	PsF X	PsF 2				
					0-1	2-3	1+	2+	3+	4+	0-1	2-3	1+	2+	3+	4+									
<b>1074</b>	Jamaica	Guyana France	Jo	23:59	-	-	-	-	-	-	-	-	-	-	-	-	2.85	3.40	2.05	1.18	2.40	6.00			
Pauză - Final											Marchează														
					1-1	1-X	1-2	X-1	X-X	X-2	2-1	2-X	2-2	GM	OM	GN	ON	GG	NG	GG3	GM-	OM-			
																				+	PR1+	PR1+			
<b>1074</b>	Jamaica	Guyana France	Jo	23:59	1.82	19.0	50.0	4.30	7.50	19.0	28.0	19.0	15.0	-	-	-	-	-	-	-	-	-			
					Winner (final)		Winner (pauză)		Handicap				Primul gol		Victorie dublă		Marchează în ambele reprize								
					W1	W2	Wp1	Wp2	±H	H 1	H X	H 2	PG 1	PG 2	VD 11	VD 22	1D	2D	1N	2N	1D 2D	1N 2N			
<b>1074</b>	Jamaica	Guyana France	Jo	23:59	1.04	7.20	1.05	4.62	-1.0	1.65	3.70	3.20	-	-	-	-	-	-	-	-	-	-			





## C.E. U21 - Grupa A

Cod	Gazde	Oaspeti	Zi	Ora	Final					Prima repriză						A doua repriză							
					1	X	2	1X	X2	12	PR1	PRX	PR2	PR	PR	PR	DR1	DRX	DR2	DR	DR	DR	
					TG	TG	TG	TG	TG	TG	TG	TG	TG	TG	TG	TG	TG	TG	TG	TG			
					0-1	0-2	0-3	1-2	1-3	2-3	2-4	2-5	3-4	3-5	4-6	2G	2+	3+	4+	5+	6+	7+	
<b>3233</b>	Anglia U21	Polonia U21	Jo	21:45	1.55	4.00	5.40	1.10	2.30	1.20	1.98	2.35	5.40	1.06	1.65	1.45	1.80	2.60	5.45	1.05	1.75	1.35	
<b>3234</b>	Slovacia U21	Suedia U21	Jo	21:45	2.90	3.30	2.35	1.55	1.35	1.30	3.30	2.25	2.75	1.33	1.22	1.50	3.30	2.30	2.60	1.35	1.20	1.45	
					Total goluri																		
					PR	PR	PR	PR	PR	DR	DR	DR	DR	DR	DR	I>II	I=II	I<II	Psf	Psf	X	Psf	
					0-1	2-3	1+	2+	3+	4+	0-1	2-3	1+	2+	3+	4+							
<b>3233</b>	Anglia U21	Polonia U21	Jo	21:45	4.60	2.20	1.47	2.50	1.63	2.25	1.46	1.27	2.20	1.80	2.95	4.00	1.12	1.60	2.45	4.25	7.50	20.0	
<b>3234</b>	Slovacia U21	Suedia U21	Jo	21:45	4.60	2.20	1.47	2.50	1.63	2.25	1.46	1.27	2.20	1.80	2.95	4.00	1.12	1.60	2.45	4.25	7.50	20.0	
					Total goluri prima repriză					Total goluri a doua repriză					Mai multe goluri			Pauză sau Final					
<b>3233</b>	Anglia U21	Polonia U21	Jo	21:45	1.55	2.60	1.24	2.40	6.00	9.50	1.83	2.20	1.13	1.80	3.50	6.50	2.95	3.35	2.00	1.40	2.00	3.80	
<b>3234</b>	Slovacia U21	Suedia U21	Jo	21:45	1.55	2.60	1.24	2.40	6.00	9.50	1.83	2.20	1.13	1.80	3.50	6.50	3.15	3.20	1.95	2.40	1.90	1.90	
					Pauză - Final						Marchează												
					1-1	1-X	1-2	X-1	X-X	X-2	2-1	2-X	2-2	GM	OM	GN	ON	GG	NG	GG3	GM-	OM-	
																				+	PR1+	PR1+	
<b>3233</b>	Anglia U21	Polonia U21	Jo	21:45	2.30	17.0	40.0	4.70	7.00	14.0	25.0	17.0	11.0	1.10	1.45	6.00	2.55	1.60	2.20	1.85	1.55	2.55	
<b>3234</b>	Slovacia U21	Suedia U21	Jo	21:45	5.00	16.0	28.0	5.90	4.75	5.40	29.0	15.5	3.85	1.25	1.18	3.50	4.25	1.50	2.40	1.85	2.05	1.82	
					Scor corect (Final)						Scor corect (Prima repriză)												
					1:0	2:0	2:1	3:0	0:0	1:1	2:2	0:1	0:2	1:2	0:3	pr1:Cpr2:0	pr2:1pr0:0	pr0:1	pr0:2	pr1:2			
<b>3233</b>	Anglia U21	Polonia U21	Jo	21:45	6.50	6.50	7.50	12.0	9.34	7.00	19.0	13.0	30.0	23.0	100	3.40	6.50	13.0	3.25	6.50	26.0	26.0	
<b>3234</b>	Slovacia U21	Suedia U21	Jo	21:45	9.00	13.0	11.0	35.0	9.92	6.00	17.0	6.50	9.50	8.50	23.0	4.67	12.0	17.0	3.25	4.33	10.0	15.0	
					Winner (final)		Winner (pauză)		Handicap			Primul gol		Victorie dublă		Marchează în ambele reprize							
					W1	W2	Wp1	Wp2	±H	H 1	H X	H 2	PG 1	PG 2	VD 11	VD 22	1D	2D	1N	2N	1D	1N	
																					2D	2N	
<b>3233</b>	Anglia U21	Polonia U21	Jo	21:45	1.16	4.05	1.14	3.10	-1.0	2.45	3.50	2.30	1.50	2.25	3.70	30.0	2.05	5.00	1.60	1.10	8.54	1.64	
<b>3234</b>	Slovacia U21	Suedia U21	Jo	21:45	2.02	1.60	1.83	1.53	1.0	1.55	3.65	4.55	1.85	1.75	11.0	8.00	3.00	2.70	1.29	1.35	6.75	1.63	
					Combinatii Winner																		
					1&	1&	1&	1&	1&	1/1&	1&Pr	1/1&	1&G	Pr2+	Pr1+	2&	2&	2&	2&	2&	2/2&	2&Pr	
					1-2	3+	1-3	4+	2-3	3+	2+	Pr2+	G	&Dr1	&Dr2	1-2	3+	1-3	4+	2-3	3+	2+	
<b>3233</b>	Anglia U21	Polonia U21	Jo	21:45	3.28	2.10	2.14	3.22	2.96	2.80	3.00	4.15	2.55	2.42	1.99	11.4	7.32	7.46	11.2	10.3	15.5	11.0	
<b>3234</b>	Slovacia U21	Suedia U21	Jo	21:45	6.14	3.95	4.01	6.00	5.53	6.10	5.70	9.30	4.45	2.42	1.99	4.87	3.12	3.18	4.78	4.39	4.75	4.70	

## Campionatul CONCACAF U20 (F)

Cod	Gazde	Oaspeti	Zi	Ora	1	X	2	1X	X2	12	PR1	PRX	PR2	PR	PR	PR	DR1	DRX	DR2	DR	DR	DR	
					TG	TG	TG	TG	TG	TG	TG	TG	TG	TG	TG	TG	TG	TG	TG	TG	TG	TG	TG
					0-1	0-2	0-3	1-2	1-3	2-3	2-4	2-5	3-4	3-5	4-6	2G	2+	3+	4+	5+	6+	7+	
<b>2880</b>	EL Salvador U	Panama U20 (F)	Jo	23:59	2.40	4.30	2.15	1.50	1.40	1.15	3.00	2.40	2.55	1.32	1.18	1.37	2.90	2.75	2.45	1.40	1.20	1.30	
<b>2880</b>	EL Salvador U	Panama U20 (F)	Jo	23:59	5.60	2.55	1.65	3.00	1.85	2.35	1.50	1.28	2.10	1.75	2.25	4.20	1.08	1.45	2.00	3.00	5.00	9.00	
					PR	PR	PR	PR	±H	H 1	H X	H 2	W1	W2	Wp1	Wp2	I>II	I=II	I<II	Psf	Psf	X	Psf
					0-1	2-3	1+	2+															
<b>2880</b>	EL Salvador U	Panama U20 (F)	Jo	23:59	-	-	-	-	1.0	1.55	3.55	4.15	1.84	1.65	1.93	1.49	3.15	3.20	1.95	1.90	2.10	1.70	
					1-1	1-X	1-2	X-1	X-X	X-2	2-1	2-X	2-2	GM	OM	GN	ON	GG	NG	GG3	GM-	OM-	
																					+	PR1+	PR1+
<b>2880</b>	EL Salvador U	Panama U20 (F)	Jo	23:59	4.25	16.0	28.0	6.00	4.80	5.30	30.0	15.5	3.60	-	-	-	-	-	-	-	-	-	

## Argentina - Primera Division

Cod	Gazde	Oaspeti	Zi	Ora	Final					Prima repriză						A doua repriză						
					1	X	2	1X	X2	12	PR1	PRX	PR2	PR	PR	PR	DR1	DRX	DR2	DR	DR	DR
					TG	TG	TG	TG	TG	TG	TG	TG	TG	TG	TG	TG	TG	TG	TG	TG	TG	
					0-1	0-2	0-3	1-2	1-3	2-3	2-4	2-5	3-4	3-5	4-6	2G	2+	3+	4+	5+	6+	7+
<b>2099</b>	CA Belgrano	Newell's	Jo	21:00	3.55	3.20	2.05	1.70	1.25	1.30	4.50	1.93	2.70	1.34	1.11	1.69	3.65	2.35	2.35	1.45	1.15	1.45
<b>2100</b>	Atletico Lanu	CA Huracan	Jo	23:10	1.70	3.40	5.00	1.12	2.05	1.25	2.25	2.05	5.50	1.06	1.50	1.61	1.95	2.55	4.55	1.10	1.65	1.35
<b>2101</b>	CA Sarmiento	Atletico Patr	Jo	23:10	2.90	3.00	2.45	1.50	1.35	1.35	3.70	1.95	3.00	1.27	1.17	1.68	3.15	2.25	2.75	1.30	1.25	1.45
<b>2104</b>	CA Tigre	At. Rafaela	Jo	23:59	1.75	3.40	4.65	1.15	1.95	1.25	2.33	2.05	5.10	1.08	1.46	1.61	2.05	2.45	4.40	1.10	1.55	1.40
<b>2105</b>	Godoy Cruz	Estudiantes L	Jo	23:59	2.70	3.10	2.60	1.43	1.40	1.30	3.45	2.00	3.15	1.25	1.20	1.65	3.05	2.25	2.85	1.30	1.25	1.45
<b>2106</b>	Atletico Tucu	Velez	Jo	23:59	2.40	3.10	3.00	1.35	1.50	1.30	2.95	2.05	3.50	1.20	1.28	1.61	2.70	2.25	3.25	1.20	1.30	1.45



## Argentina - Primera Division

			Combinajii Winner																			
			1& 1-2	1& 3+	1& 1-3	1& 4+	1& 2-3	1/1& 3+	1&Pr 2+	1/1& Pr2+	1&G G	Pr2+ &Dr1	Pr1+ &Dr2	2& 1-2	2& 3+	2& 1-3	2& 4+	2& 2-3	2/2& 3+	2&Pr 2+		
2109	Union De Sant	Independiente	Jo	23:59	6.58	7.83	4.81	14.8	7.12	13.5	11.6	19.5	8.50	3.74	3.24	2.90	3.45	2.12	6.51	3.14	5.59	5.10

## Caribbean Cup

Cod	Gazde	Oaspeti	Zi	Ora	1	X	2	1X	X2	12	PR1	PRX	PR2	PR 1X	PR X2	PR 12	DR1	DRX	DR2	DR 1X	DR X2	DR 12
2881	Curacao	Martinique	Jo	23:59	2.75	3.30	2.25	1.50	1.35	1.25	-	-	-	-	-	-	-	-	-	-	-	-
					PR 0-1	PR 2-3	PR 1+	PR 2+	±H	H 1	H X	H 2	W1	W2	Wp1	Wp2	I>II	I=II	I<II	PsF 1	PsF X	PsF 2
2881	Curacao	Martinique	Jo	23:59	-	-	-	-	1.0	1.50	3.65	4.35	1.92	1.57	-	-	-	-	-	-	-	-

## Estonia - Cupa

			Final							Prima repriză							A doua repriză							
Cod	Gazde	Oaspeti	Zi	Ora	1	X	2	1X	X2	12	PR1	PRX	PR2	PR 1X	PR X2	PR 12	DR1	DRX	DR2	DR 1X	DR X2	DR 12		
2866	Trans N.	Maardu Linnam	Jo	18:00	1.25	6.00	7.00	1.03	3.20	1.05	1.60	2.75	8.00	-	1.96	1.27	1.40	3.50	8.09	-	2.44	1.19		
					Total goluri																			
					TG 0-1	TG 0-2	TG 0-3	TG 1-2	TG 1-3	TG 2-3	TG 2-4	TG 2-5	TG 3-4	TG 3-5	TG 4-6	TG 2G	TG 2+	TG 3+	TG 4+	TG 5+	TG 6+	TG 7+		
2866	Trans N.	Maardu Linnam	Jo	18:00	6.00	2.70	1.70	3.10	1.95	2.40	1.52	1.30	2.10	1.70	2.20	4.20	1.07	1.40	1.80	3.00	5.00	9.00		
					Total goluri prima repriză							Total goluri a doua repriză							Mai multe goluri			Pauză sau Final		
					PR 0-1	PR 2-3	PR 1+	PR 2+	PR 3+	PR 4+	DR 0-1	DR 2-3	DR 1+	DR 2+	DR 3+	DR 4+	I>II	I=II	I<II	PsF 1	PsF X	PsF 2		
2866	Trans N.	Maardu Linnam	Jo	18:00	-	-	-	-	-	-	-	-	-	-	-	-	2.85	3.40	2.05	1.18	2.50	5.00		
					Pauză - Final							Marchează												
					1-1	1-X	1-2	X-1	X-X	X-2	2-1	2-X	2-2	GM	OM	GN	ON	GG	NG	GG3 +	GM- PR1+	OM- PR1+		
2866	Trans N.	Maardu Linnam	Jo	18:00	1.72	19.0	50.0	4.20	8.00	19.5	29.0	19.0	16.0	-	-	-	-	-	-	-	-	-		
					Winner (final)		Winner (pauză)		Handicap			Primul gol		Victorie dublă		Marchează în ambele reprize								
					W1	W2	Wp1	Wp2	±H	H 1	H X	H 2	PG 1	PG 2	VD 11	VD 22	1D	2D	1N	2N	1D 2D	1N 2N		
2866	Trans N.	Maardu Linnam	Jo	18:00	1.04	5.83	1.02	5.09	-1.0	1.60	3.80	3.20	-	-	-	-	-	-	-	-	-	-		

## Finlanda - Veikkausliiga

			Final							Prima repriză							A doua repriză							
Cod	Gazde	Oaspeti	Zi	Ora	1	X	2	1X	X2	12	PR1	PRX	PR2	PR 1X	PR X2	PR 12	DR1	DRX	DR2	DR 1X	DR X2	DR 12		
3276	HJK Helsinki	Mariehamn	Jo	18:30	1.30	4.75	10.0	1.02	3.20	1.15	1.70	2.50	8.00	-	1.93	1.40	1.50	3.25	6.70	1.02	2.18	1.22		
3277	Ilves	Seinajoen	Jo	18:30	2.30	3.10	3.10	1.30	1.55	1.30	2.90	1.95	3.90	1.15	1.29	1.68	2.60	2.30	3.30	1.20	1.35	1.45		
3278	Vaasa	Rovaniemi PS	Jo	18:30	1.80	3.35	4.40	1.15	1.90	1.30	2.40	2.05	4.75	1.09	1.43	1.61	2.10	2.40	4.35	1.10	1.55	1.40		
					Total goluri																			
					TG 0-1	TG 0-2	TG 0-3	TG 1-2	TG 1-3	TG 2-3	TG 2-4	TG 2-5	TG 3-4	TG 3-5	TG 4-6	TG 2G	TG 2+	TG 3+	TG 4+	TG 5+	TG 6+	TG 7+		
3276	HJK Helsinki	Mariehamn	Jo	18:30	4.30	2.10	1.42	2.40	1.58	2.20	1.44	1.27	2.20	1.90	3.15	3.90	1.15	1.65	2.55	4.55	8.00	21.0		
3277	Ilves	Seinajoen	Jo	18:30	2.90	1.60	1.18	1.85	1.35	2.00	1.56	1.40	2.75	2.40	4.40	3.20	1.32	2.20	4.15	8.70	14.0	44.0		
3278	Vaasa	Rovaniemi PS	Jo	18:30	3.10	1.70	1.23	1.95	1.40	2.05	1.52	1.37	2.55	2.15	4.00	3.40	1.28	2.00	3.75	7.80	12.0	40.0		
					Total goluri prima repriză							Total goluri a doua repriză							Mai multe goluri			Pauză sau Final		
					PR 0-1	PR 2-3	PR 1+	PR 2+	PR 3+	PR 4+	DR 0-1	DR 2-3	DR 1+	DR 2+	DR 3+	DR 4+	I>II	I=II	I<II	PsF 1	PsF X	PsF 2		
3276	HJK Helsinki	Mariehamn	Jo	18:30	1.51	2.65	1.28	2.41	6.40	10.0	1.78	2.25	1.15	1.90	3.70	7.00	2.85	3.40	2.05	1.20	2.25	6.50		
3277	Ilves	Seinajoen	Jo	18:30	1.30	3.40	1.51	3.25	9.20	23.0	1.50	2.70	1.29	2.40	6.00	17.0	3.15	3.20	1.95	1.90	1.60	2.50		
3278	Vaasa	Rovaniemi PS	Jo	18:30	1.34	3.20	1.43	3.05	8.35	18.0	1.55	2.55	1.21	2.25	5.25	17.0	2.95	3.35	2.00	1.55	1.65	3.20		
					Pauză - Final							Marchează												
					1-1	1-X	1-2	X-1	X-X	X-2	2-1	2-X	2-2	GM	OM	GN	ON	GG	NG	GG3 +	GM- PR1+	OM- PR1+		
3276	HJK Helsinki	Mariehamn	Jo	18:30	1.85	19.0	50.0	4.30	7.50	19.0	28.0	19.0	15.0	1.05	1.80	6.00	1.80	2.00	1.70	2.25	1.45	3.50		



## Finlanda - Veikkausliiga

					Pauză - Final									Marchează								
					1-1	1-X	1-2	X-1	X-X	X-2	2-1	2-X	2-2	GM	OM	GN	ON	GG	NG	GG3	GM-	OM-
																				+	PR1+	PR1+
<b>3277</b> Ilves	Seinajoen	Jo	18:30	3.85	15.5	29.0	5.40	4.75	5.90	28.0	16.0	4.80	1.30	1.40	3.00	2.50	1.90	1.80	2.55	2.10	2.70	
<b>3278</b> Vaasa	Rovaniemi PS	Jo	18:30	2.90	16.5	33.0	4.80	5.50	8.50	26.0	16.5	7.00	1.18	1.50	4.00	2.30	1.85	1.85	2.30	1.82	2.85	
Scor corect (Final)											Scor corect (Prima repriză)											
1:0	2:0	2:1	3:0	0:0	1:1	2:2	0:1	0:2	1:2	0:3	pr1:Cpr2:0	pr2:1pr0:0	pr0:1pr0:2	pr1:2								
<b>3276</b> HJK Helsinki	Mariehamn	Jo	18:30	6.50	6.00	9.00	9.00	10.3	10.0	30.0	17.0	40.0	35.0	100	3.00	5.25	15.0	3.10	9.00	51.0	51.0	
<b>3277</b> Ilves	Seinajoen	Jo	18:30	6.50	9.50	8.50	23.0	7.44	6.00	17.0	9.00	13.0	11.0	35.0	4.00	12.0	21.0	2.45	4.67	15.0	26.0	
<b>3278</b> Vaasa	Rovaniemi PS	Jo	18:30	6.00	7.00	8.00	16.0	7.46	6.50	17.0	11.0	21.0	17.0	50.0	3.50	8.50	17.0	2.60	5.67	21.0	31.0	
Winner (final)		Winner (pauză)		Handicap			Primul gol		Victorie dublă		Marchează în ambele reprize											
W1	W2	Wp1	Wp2	±H	H 1	H X	H 2	PG 1	PG 2	VD 11	VD 22	1D	2D	1N	2N	1D 2D	1N 2N					
<b>3276</b> HJK Helsinki	Mariehamn	Jo	18:30	1.03	7.89	1.02	4.80	-1.0	1.70	3.75	3.20	-	-	2.55	53.6	1.85	9.00	1.75	1.01	13.9	1.80	
<b>3277</b> Ilves	Seinajoen	Jo	18:30	1.56	2.10	1.41	1.90	-1.0	4.55	3.65	1.55	-	-	8.00	13.0	3.50	5.00	1.21	1.10	14.6	1.24	
<b>3278</b> Vaasa	Rovaniemi PS	Jo	18:30	1.26	3.09	1.23	2.43	-1.0	3.20	3.50	1.90	-	-	5.04	20.7	2.70	5.50	1.35	1.08	12.4	1.36	
Combinatii Winner																						
1& 1-2	1& 3+	1& 1-3	1& 4+	1& 2-3	1& 3+	1/1& 1&Pr 2+	1/1& 1&Pr 2+	1&G 1-2	Pr2+ Pr1+ &Dr1&Dr2 +	2& 1-2	2& 3+	2& 1-3	2& 4+	2& 2-3	2& 3+	2&Pr 2+						
<b>3276</b> HJK Helsinki	Mariehamn	Jo	18:30	2.64	1.82	1.74	2.81	2.42	2.25	2.66	3.40	2.55	2.47	2.17	20.3	14.5	13.4	21.6	18.6	20.3	20.4	
<b>3277</b> Ilves	Seinajoen	Jo	18:30	3.61	4.29	2.63	8.09	3.90	6.94	6.33	10.0	4.50	3.74	3.24	4.86	5.78	3.55	10.9	5.25	8.66	8.54	
<b>3278</b> Vaasa	Rovaniemi PS	Jo	18:30	2.97	3.05	2.14	5.72	3.13	4.75	4.65	7.08	3.55	3.30	2.87	7.27	7.46	5.22	14.0	7.64	11.5	11.4	

## Finlanda - Ykkonen

Cod	Gazde	Oaspeti	Zi	Ora	Final							Prima repriză						A doua repriză					
					1	X	2	1X	X2	12	PR1	PRX	PR2	PR 1X	PR 1X2	PR 12	DR1	DRX	DR2	DR 1X	DR 1X2	DR 12	
<b>3281</b> KPV Kokkola	FF Jaro	Jo	18:30	2.25	3.30	3.00	1.33	1.55	1.30	2.75	2.17	3.45	1.20	1.33	1.54	2.55	2.30	3.35	1.20	1.35	1.45		
Total goluri																							
TG 0-1	TG 0-2	TG 0-3	TG 1-2	TG 1-3	TG 2-3	TG 2-4	TG 2-5	TG 3-4	TG 3-5	TG 4-6	TG 2G	TG 2+	TG 3+	TG 4+	TG 5+	TG 6+	TG 7+						
<b>3281</b> KPV Kokkola	FF Jaro	Jo	18:30	3.80	1.95	1.35	2.25	1.48	2.15	1.45	1.28	2.30	1.90	3.40	3.80	1.16	1.75	3.00	5.80	8.50	25.0		
Total goluri prima repriză							Total goluri a doua repriză							Mai multe goluri			Pauză sau Final						
PR 0-1	PR 2-3	PR 1+	PR 2+	PR 3+	PR 4+	DR 0-1	DR 2-3	DR 1+	DR 2+	DR 3+	DR 4+	I>II	I=II	I<II	PsF 1	PsF X	PsF 2						
<b>3281</b> KPV Kokkola	FF Jaro	Jo	18:30	1.45	2.80	1.32	2.60	7.10	12.0	1.70	2.30	1.16	2.00	4.25	8.00	3.15	3.20	1.95	1.85	1.85	2.35		
Pauză - Final									Marchează														
1-1	1-X	1-2	X-1	X-X	X-2	2-1	2-X	2-2	GM	OM	GN	ON	GG	NG	GG3	GM-	OM-						
<b>3281</b> KPV Kokkola	FF Jaro	Jo	18:30	3.75	15.5	29.0	5.40	4.75	5.90	28.0	16.0	5.50	1.20	1.30	3.50	3.00	1.60	2.20	2.00	1.90	2.45		
Scor corect (Final)											Scor corect (Prima repriză)												
1:0	2:0	2:1	3:0	0:0	1:1	2:2	0:1	0:2	1:2	0:3	pr1:Cpr2:0	pr2:1pr0:0	pr0:1pr0:2	pr1:2									
<b>3281</b> KPV Kokkola	FF Jaro	Jo	18:30	6.50	9.00	8.50	22.0	8.70	6.00	17.0	9.00	14.0	11.0	35.0	4.00	10.0	17.0	2.90	4.67	13.0	17.0		
Winner (final)		Winner (pauză)		Handicap			Primul gol		Victorie dublă		Marchează în ambele reprize												
W1	W2	Wp1	Wp2	±H	H 1	H X	H 2	PG 1	PG 2	VD 11	VD 22	1D	2D	1N	2N	1D 2D	1N 2N						
<b>3281</b> KPV Kokkola	FF Jaro	Jo	18:30	1.57	2.09	1.48	1.86	-1.0	4.35	3.65	1.55	-	-	7.00	12.0	2.90	3.40	1.30	1.22	8.22	1.48		
Combinatii Winner																							
1& 1-2	1& 3+	1& 1-3	1& 4+	1& 2-3	1& 3+	1/1& 1&Pr 2+	1/1& 1&Pr 2+	1&G 1-2	Pr2+ Pr1+ &Dr1&Dr2 +	2& 1-2	2& 3+	2& 1-3	2& 4+	2& 2-3	2& 3+	2&Pr 2+							
<b>3281</b> KPV Kokkola	FF Jaro	Jo	18:30	4.29	3.34	2.82	5.72	4.10	5.38	4.96	7.80	3.80	2.69	2.36	5.72	4.45	3.76	7.63	5.47	7.89	6.61		

## Finlanda Amatori - 3 Division

Cod	Gazde	Oaspeti	Zi	Ora	1	X	2	1X	X2	12	PR1	PRX	PR2	PR 1X	PR 1X2	PR 12	DR1	DRX	DR2	DR 1X	DR 1X2	DR 12
-----	-------	---------	----	-----	---	---	---	----	----	----	-----	-----	-----	-------	--------	-------	-----	-----	-----	-------	--------	-------

## Finlanda Amatori - 3 Division

Cod	Gazde	Oaspeti	Zi	Ora	1	X	2	1X	X2	12	PR1	PRX	PR2	PR	PR	PR	DR1	DRX	DR2	DR	DR	DR	
					1.65	4.50	3.55	1.18	2.00	1.10	-	-	-	-	-	-	-	-	-	-	-	-	-
2867	HPS	EIF Akademi	Jo	17:00	TG 0-1	TG 0-2	TG 0-3	TG 1-2	TG 1-3	TG 2-3	TG 2-4	TG 2-5	TG 3-4	TG 3-5	TG 4-6	TG 2G	TG 2+	TG 3+	TG 4+	TG 5+	TG 6+	TG 7+	
2867	HPS	EIF Akademi	Jo	17:00	10.0	3.50	2.25	3.00	2.60	2.50	1.48	1.15	2.05	1.25	1.85	4.40	1.02	1.25	1.50	2.00	2.50	4.00	
					PR 0-1	PR 2-3	PR 1+	PR 2+	±H	H 1	H X	H 2	W1	W2	Wp1	Wp2	I>II	I=II	I<II	Psf 1	Psf X	Psf 2	
2867	HPS	EIF Akademi	Jo	17:00	-	-	-	-	-1.0	2.75	3.45	2.00	1.28	2.76	-	-	-	-	-	-	-	-	-

## Islanda - 1 Deild

Cod	Gazde	Oaspeti	Zi	Ora	Final					Prima repriză					A doua repriză									
					1	X	2	1X	X2	12	PR1	PRX	PR2	PR	PR	PR	DR1	DRX	DR2	DR	DR	DR		
1067	Fram Reykjaví	Grotta	Jo	22:15	1.50	3.75	5.60	1.05	2.25	1.20	1.95	2.35	5.70	1.02	1.59	1.39	1.75	2.60	5.95	1.05	1.80	1.35		
1068	HK Kopavogur	IR Reykjavík	Jo	22:15	1.85	3.50	3.50	1.18	1.75	1.20	2.30	2.35	4.00	1.11	1.41	1.39	2.15	2.60	3.80	1.15	1.50	1.35		
					Total goluri																			
					TG 0-1	TG 0-2	TG 0-3	TG 1-2	TG 1-3	TG 2-3	TG 2-4	TG 2-5	TG 3-4	TG 3-5	TG 4-6	TG 2G	TG 2+	TG 3+	TG 4+	TG 5+	TG 6+	TG 7+		
1067	Fram Reykjaví	Grotta	Jo	22:15	4.60	2.20	1.47	2.50	1.63	2.25	1.46	1.27	2.20	1.80	2.95	4.00	1.12	1.60	2.45	4.25	7.50	20.0		
1068	HK Kopavogur	IR Reykjavík	Jo	22:15	5.20	2.40	1.58	2.75	1.70	2.30	1.50	1.27	2.15	1.75	2.60	4.10	1.10	1.50	2.25	3.75	6.50	15.0		
					Total goluri prima repriză					Total goluri a doua repriză					Mai multe goluri			Pauză sau Final						
					PR 0-1	PR 2-3	PR 1+	PR 2+	PR 3+	PR 4+	DR 0-1	DR 2-3	DR 1+	DR 2+	DR 3+	DR 4+	I>II	I=II	I<II	Psf 1	Psf X	Psf 2		
1067	Fram Reykjaví	Grotta	Jo	22:15	1.55	2.60	1.24	2.40	6.00	9.50	1.83	2.20	1.13	1.80	3.50	6.50	2.95	3.35	2.00	1.40	2.00	4.20		
1068	HK Kopavogur	IR Reykjavík	Jo	22:15	1.60	2.40	1.18	2.20	5.55	8.50	1.95	2.10	1.11	1.73	3.25	5.50	2.95	3.35	2.00	1.50	2.00	2.70		
					Pauză - Final					Marchează														
					1-1	1-X	1-2	X-1	X-X	X-2	2-1	2-X	2-2	GM	OM	GN	ON	GG	NG	GG3	GM+	OM+		
1067	Fram Reykjaví	Grotta	Jo	22:15	2.10	17.0	40.0	4.40	5.75	15.0	27.0	17.5	11.0	1.08	1.50	5.50	2.30	1.65	2.10	1.90	1.55	2.65		
1068	HK Kopavogur	IR Reykjavík	Jo	22:15	3.10	16.5	33.0	4.80	5.50	7.50	26.0	16.5	6.50	1.10	1.30	5.00	3.00	1.45	2.55	1.75	1.60	2.10		
					Scor corect (Final)										Scor corect (Prima repriză)									
					1:0	2:0	2:1	3:0	0:0	1:1	2:2	0:1	0:2	1:2	0:3	pr1:0	pr2:0	pr0:0	pr0:1	pr0:2	pr1:2			
1067	Fram Reykjaví	Grotta	Jo	22:15	6.50	6.50	8.00	11.0	9.14	7.00	21.0	13.0	35.0	25.0	100	3.40	6.50	13.0	3.25	7.00	26.0	26.0		
1068	HK Kopavogur	IR Reykjavík	Jo	22:15	6.00	7.00	8.00	17.0	10.6	6.50	17.0	10.0	20.0	15.0	50.0	4.00	8.00	13.0	3.40	5.50	15.0	17.0		
					Winner (final)		Winner (pauză)		Handicap			Primul gol		Victorie dublă		Marchează în ambele reprize								
					W1	W2	Wp1	Wp2	±H	H 1	H X	H 2	PG 1	PG 2	VD 11	VD 22	1D	2D	1N	2N	1D 2D	1N 2N		
1067	Fram Reykjaví	Grotta	Jo	22:15	1.10	4.11	1.12	3.27	-1.0	2.35	3.50	2.25	-	-	3.50	35.0	2.00	5.00	1.64	1.10	8.33	1.69		
1068	HK Kopavogur	IR Reykjavík	Jo	22:15	1.32	2.50	1.32	2.30	-1.0	3.35	3.50	1.75	-	-	5.00	17.0	2.20	3.40	1.52	1.22	6.23	1.73		
					Combinatii Winner																			
					1& 1-2	1& 3+	1& 1-3	1& 4+	1& 2-3	1/1& 3+	1&Pr 2+	1/1& Pr2+	1&G G	Pr2+ &Dr1	Pr1+ &Dr2	2& 1-2	2& 3+	2& 1-3	2& 4+	2& 2-3	2/2& 3+	2&Pr 2+		
1067	Fram Reykjaví	Grotta	Jo	22:15	3.18	2.03	2.07	3.11	2.86	2.55	3.05	3.80	2.55	2.42	1.99	11.9	7.59	7.74	11.6	10.7	14.4	11.4		
1068	HK Kopavogur	IR Reykjavík	Jo	22:15	4.31	2.35	2.67	3.53	3.61	3.55	3.45	5.00	2.80	2.18	1.82	8.16	4.45	5.04	6.67	6.82	7.99	6.53		

## Islanda - 1.Deild (Feminin)

Cod	Gazde	Oaspeti	Zi	Ora	1	X	2	1X	X2	12	PR1	PRX	PR2	PR	PR	PR	DR1	DRX	DR2	DR	DR	DR	
2879	Throttur R. (	IA Akranes (F	Jo	22:15	1.80	3.75	3.45	1.20	1.80	1.20	-	-	-	-	-	-	-	-	-	-	-	-	-
					TG 0-1	TG 0-2	TG 0-3	TG 1-2	TG 1-3	TG 2-3	TG 2-4	TG 2-5	TG 3-4	TG 3-5	TG 4-6	TG 2G	TG 2+	TG 3+	TG 4+	TG 5+	TG 6+	TG 7+	
2879	Throttur R. (	IA Akranes (F	Jo	22:15	-	2.70	-	-	-	-	-	-	-	-	-	-	-	1.35	-	-	-	-	-
					PR 0-1	PR 2-3	PR 1+	PR 2+	±H	H 1	H X	H 2	W1	W2	Wp1	Wp2	I>II	I=II	I<II	Psf 1	Psf X	Psf 2	
2879	Throttur R. (	IA Akranes (F	Jo	22:15	-	-	-	-	-1.0	3.20	3.50	1.80	1.32	2.53	-	-	-	-	-	-	-	-	-

## Letonia - Virsliga



## Norvegia - 3rd Division, Grupa 5

Cod	Gazde	Oaspeti	Zi	Ora	1	X	2	1X	X2	12	PR1	PRX	PR2	PR 1X	PR X2	PR 12	DR1	DRX	DR2	DR 1X	DR X2	DR 12
1045	MO IL	Molde 2	Jo	19:00	2.30	4.50	2.20	1.52	1.48	1.12	-	-	-	-	-	-	-	-	-	-	-	-
					TG 0-1	TG 0-2	TG 0-3	TG 1-2	TG 1-3	TG 2-3	TG 2-4	TG 2-5	TG 3-4	TG 3-5	TG 4-6	TG 2G	TG 2+	TG 3+	TG 4+	TG 5+	TG 6+	TG 7+
1045	MO IL	Molde 2	Jo	19:00	10.0	3.50	2.25	3.00	2.60	2.50	1.48	1.15	2.05	1.25	1.85	4.40	1.02	1.25	1.50	2.00	2.50	4.00
					PR 0-1	PR 2-3	PR 1+	PR 2+	±H	H 1	H X	H 2	W1	W2	Wp1	Wp2	I>II	I=II	I<II	Psf 1	Psf X	Psf 2
1045	MO IL	Molde 2	Jo	19:00	-	-	-	-	1.0	1.52	3.60	4.25	1.79	1.71	-	-	-	-	-	-	-	-

## Rusia - Cupa (F)

Cod	Gazde	Oaspeti	Zi	Ora	1	X	2	1X	X2	12	PR1	PRX	PR2	PR 1X	PR X2	PR 12	DR1	DRX	DR2	DR 1X	DR X2	DR 12
2918	FC Yenisey K.	WFC Rossiyan	Jo	15:30	2.00	3.40	3.15	1.25	1.65	1.20	-	-	-	-	-	-	-	-	-	-	-	-
2919	CSKA Moscow (	Kubanochka Kr	Jo	16:00	1.35	4.70	6.00	1.05	2.70	1.10	-	-	-	-	-	-	-	-	-	-	-	-
2920	Donchanka Azo	Zvezda-2005 P	Jo	16:00	7.00	5.00	1.30	2.90	1.03	1.10	-	-	-	-	-	-	-	-	-	-	-	-
2921	Chertanovo Mo	Ryazan VDV (F	Jo	18:00	2.40	3.30	2.55	1.40	1.45	1.25	-	-	-	-	-	-	-	-	-	-	-	-
					TG 0-1	TG 0-2	TG 0-3	TG 1-2	TG 1-3	TG 2-3	TG 2-4	TG 2-5	TG 3-4	TG 3-5	TG 4-6	TG 2G	TG 2+	TG 3+	TG 4+	TG 5+	TG 6+	TG 7+
2918	FC Yenisey K.	WFC Rossiyan	Jo	15:30	3.20	1.90	1.37	1.95	1.47	1.94	1.38	1.25	2.36	1.85	3.00	3.70	1.18	1.80	2.65	3.90	9.00	20.0
2919	CSKA Moscow (	Kubanochka Kr	Jo	16:00	3.20	1.95	1.37	1.95	1.47	1.94	1.38	1.25	2.36	1.85	3.00	3.70	1.18	1.75	2.65	3.90	9.00	20.0
2920	Donchanka Azo	Zvezda-2005 P	Jo	16:00	4.50	2.20	1.43	2.45	1.55	2.15	1.44	1.28	2.30	1.95	2.55	4.30	1.13	1.60	2.20	4.00	7.00	12.0
2921	Chertanovo Mo	Ryazan VDV (F	Jo	18:00	3.00	1.70	1.32	1.80	1.41	1.92	1.37	1.27	2.50	2.00	3.15	3.40	1.22	2.00	2.80	4.10	11.0	25.0
					PR 0-1	PR 2-3	PR 1+	PR 2+	±H	H 1	H X	H 2	W1	W2	Wp1	Wp2	I>II	I=II	I<II	Psf 1	Psf X	Psf 2
2918	FC Yenisey K.	WFC Rossiyan	Jo	15:30	-	-	-	-	-1.0	3.80	3.55	1.65	1.41	2.22	-	-	-	-	-	-	-	-
2919	CSKA Moscow (	Kubanochka Kr	Jo	16:00	-	-	-	-	-1.0	1.90	3.65	2.70	1.06	4.72	-	-	-	-	-	-	-	-
2920	Donchanka Azo	Zvezda-2005 P	Jo	16:00	-	-	-	-	1.0	2.90	3.75	1.70	5.60	1.04	-	-	-	-	-	-	-	-
2921	Chertanovo Mo	Ryazan VDV (F	Jo	18:00	-	-	-	-	-1.0	4.90	3.70	1.45	1.67	1.78	-	-	-	-	-	-	-	-

## Suedia - Superettan

Cod	Gazde	Oaspeti	Zi	Ora	Final			Prima repriză						A doua repriză								
					1	X	2	1X	X2	12	PR1	PRX	PR2	PR 1X	PR X2	PR 12	DR1	DRX	DR2	DR 1X	DR X2	DR 12
3330	Orgryte	Degerfors	Jo	20:00	1.95	3.50	3.40	1.25	1.75	1.23	2.45	2.20	4.00	1.12	1.38	1.48	2.25	2.45	3.85	1.18	1.50	1.42
					Total goluri																	
					TG 0-1	TG 0-2	TG 0-3	TG 1-2	TG 1-3	TG 2-3	TG 2-4	TG 2-5	TG 3-4	TG 3-5	TG 4-6	TG 2G	TG 2+	TG 3+	TG 4+	TG 5+	TG 6+	TG 7+
3330	Orgryte	Degerfors	Jo	20:00	4.00	2.00	1.40	2.30	1.55	2.20	1.44	1.28	2.25	1.90	3.25	3.80	1.15	1.70	2.70	4.80	8.50	23.0
					Total goluri prima repriză			Total goluri a doua repriză			Mai multe goluri			Pauză sau Final								
					PR 0-1	PR 2-3	PR 1+	PR 2+	PR 3+	PR 4+	DR 0-1	DR 2-3	DR 1+	DR 2+	DR 3+	DR 4+	I>II	I=II	I<II	Psf 1	Psf X	Psf 2
3330	Orgryte	Degerfors	Jo	20:00	1.49	2.75	1.30	2.50	6.85	11.0	1.73	2.25	1.15	1.95	3.90	7.50	2.95	3.35	2.00	1.61	1.90	2.75
					Pauză - Final						Marchează											
					1-1	1-X	1-2	X-1	X-X	X-2	2-1	2-X	2-2	GM	OM	GN	ON	GG	NG	GG3+	GM-PR1+	OM-PR1+
3330	Orgryte	Degerfors	Jo	20:00	3.35	16.5	32.0	5.00	5.25	6.75	27.0	16.5	6.50	1.17	1.35	4.85	3.00	1.60	2.20	1.95	1.80	2.25
					Scor corect (Final)						Scor corect (Prima repriză)											
					1:0	2:0	2:1	3:0	0:0	1:1	2:2	0:1	0:2	1:2	0:3	pr1:Cpr2:0	pr2:1pr0:0	pr0:1pr0:2	pr1:2			
3330	Orgryte	Degerfors	Jo	20:00	6.50	7.50	8.00	18.0	8.29	6.50	17.0	9.50	18.0	15.0	50.0	3.85	9.00	15.0	3.00	5.25	15.0	21.0
					Winner (final)		Winner (pauză)		Handicap			Primul gol		Victorie dublă		Marchează în ambele reprize						
					W1	W2	Wp1	Wp2	±H	H 1	H X	H 2	PG 1	PG 2	VD 11	VD 22	1D	2D	1N	2N	1D 2D	1N 2N
3330	Orgryte	Degerfors	Jo	20:00	1.39	2.43	1.34	2.18	-1.0	3.68	3.50	1.75	-	-	5.51	15.8	2.55	3.75	1.39	1.18	7.97	1.53
					Combinatii Winner																	
					1& 1-2	1& 3+	1& 1-3	1& 4+	1& 2-3	1/1& 3+	1&Pr 2+	1/1& Pr2+	1&G &Dr1+	Pr2+ &Dr2+	2& 1-2	2& 3+	2& 1-3	2& 4+	2& 2-3	2& 3+	2&Pr 2+	
3330	Orgryte	Degerfors	Jo	20:00	3.80	2.80	2.56	4.45	3.64	3.95	4.15	6.30	3.20	2.57	2.26	6.63	4.90	4.47	7.78	6.34	9.06	7.20







## Suedia Amatori - 3 Division

				PR	PR	PR	PR	±H	H 1	H X	H 2	W1	W2	Wp1	Wp2	I>II	I=II	I<II	Psf 1	Psf X	Psf 2
				0-1	2-3	1+	2+														
2894	IFK Kalix	Notvikens IK	Jo	20:00	-	-	-	-	-1.0	3.06	3.45	1.85	1.35	2.47	-	-	-	-	-	-	-
2895	IFK Sunne	IFK Amal	Jo	20:00	-	-	-	-	1.0	2.00	3.45	2.75	2.75	1.30	-	-	-	-	-	-	-
2896	IFK Umea	Kiruna	Jo	20:00	-	-	-	-	-1.0	2.16	3.50	2.37	1.10	4.27	-	-	-	-	-	-	-
2897	Lunds SK	Eslovs BK	Jo	20:00	-	-	-	-	-1.0	1.48	3.65	4.56	1.76	1.73	-	-	-	-	-	-	-
2898	Myresjo/Vetla	Hogsby IK	Jo	20:00	-	-	-	-	-1.0	4.13	3.55	1.55	1.63	1.89	-	-	-	-	-	-	-
2899	Nassjo	Varnamo Sodra	Jo	20:00	-	-	-	-	-1.0	2.35	3.50	2.25	1.13	3.86	-	-	-	-	-	-	-
2900	Smedby Ais	AFK Linkoping	Jo	20:00	-	-	-	-	1.0	2.70	3.65	1.90	4.62	1.09	-	-	-	-	-	-	-
2901	Svartviks	Stode IF	Jo	20:00	-	-	-	-	-1.0	3.05	3.45	1.85	1.35	2.50	-	-	-	-	-	-	-
2903	Vaestra Froel	Kungsbacka IF	Jo	20:00	-	-	-	-	-1.0	2.00	3.60	2.50	1.12	4.08	-	-	-	-	-	-	-
2912	Enebybergs	Vallentuna BK	Jo	20:00	-	-	-	-	1.0	2.15	3.50	2.45	3.20	1.20	-	-	-	-	-	-	-
2913	KB Karlskoga	IFK Olme	Jo	20:00	-	-	-	-	1.0	1.52	3.60	4.25	1.85	1.65	-	-	-	-	-	-	-
2914	Koping	Yxhults IK	Jo	20:00	-	-	-	-	-1.0	4.25	3.60	1.52	1.65	1.85	-	-	-	-	-	-	-
2915	Saffle	Vastanviks AI	Jo	20:00	-	-	-	-	-1.0	1.80	3.75	2.95	1.05	5.40	-	-	-	-	-	-	-
2904	Alsens IF	Ostavalls IF	Jo	20:30	-	-	-	-	-1.0	2.60	3.50	2.06	1.30	2.80	-	-	-	-	-	-	-
2905	Sandviks IK	Hedens	Jo	20:30	-	-	-	-	-1.0	1.78	3.75	2.93	1.05	5.51	-	-	-	-	-	-	-
2906	Storfors AIK	Sunnana SK	Jo	20:30	-	-	-	-	-1.0	2.77	3.45	1.98	1.25	2.91	-	-	-	-	-	-	-
2907	Ytterhogdals	Iggesunds IK	Jo	20:30	-	-	-	-	-1.0	1.57	3.90	3.60	-	7.50	-	-	-	-	-	-	-
2916	Nora BK	IK Franke	Jo	20:30	-	-	-	-	-1.0	2.47	3.50	2.15	1.20	3.20	-	-	-	-	-	-	-
2917	Vaksala SK	Marsta IK	Jo	20:30	-	-	-	-	1.0	1.71	3.50	3.50	2.25	1.45	-	-	-	-	-	-	-
2908	Newroz Fc	Foc Farsta	Jo	21:00	-	-	-	-	-1.0	3.95	3.55	1.60	1.60	1.95	-	-	-	-	-	-	-

## Suedia - Damallsvenskan, Feminin

Cod	Gazde	Oaspeti	Zi	Ora	1	X	2	1X	X2	12	PR1	PRX	PR2	PR	PR	PR	DR1	DRX	DR2	DR	DR	DR
					0-1	0-2	0-3	1-2	1-3	2-3	2-4	2-5	3-4	3-5	4-6	2G	2+	3+	4+	5+	6+	7+
2415	Djurgårdens I	Kopparbergs/G	Jo	18:30	2.10	3.45	2.90	1.30	1.57	1.22	2.50	2.45	3.30	1.18	1.34	1.42	2.40	2.65	3.55	1.18	1.41	1.35
2415	Djurgårdens I	Kopparbergs/G	Jo	18:30	6.85	2.70	1.65	2.60	1.90	1.98	1.43	1.19	2.20	1.43	2.25	4.20	1.06	1.40	2.00	2.90	4.00	9.00
2415	Djurgårdens I	Kopparbergs/G	Jo	18:30	-	-	-	-	-1.0	3.95	3.55	1.58	1.49	2.06	1.48	1.95	3.15	3.20	1.95	1.70	2.15	2.25
2415	Djurgårdens I	Kopparbergs/G	Jo	18:30	3.55	16.0	31.0	6.00	5.50	8.00	28.0	16.0	5.00	-	-	-	-	-	-	-	-	-

## Suedia Amatori - U19 Allsvenskan Sodra

Cod	Gazde	Oaspeti	Zi	Ora	1	X	2	1X	X2	12	PR1	PRX	PR2	PR	PR	PR	DR1	DRX	DR2	DR	DR	DR
					0-1	0-2	0-3	1-2	1-3	2-3	2-4	2-5	3-4	3-5	4-6	2G	2+	3+	4+	5+	6+	7+
1028	Gais Goteborg	Lunds BK U19	Jo	16:00	2.00	4.00	2.75	1.35	1.65	1.15	-	-	-	-	-	-	-	-	-	-	-	-
1047	Kalmar FF U19	Osters IF U19	Jo	19:00	1.65	4.30	3.65	1.20	2.00	1.15	-	-	-	-	-	-	-	-	-	-	-	-
1053	Trelleborg FF	Angelholms FF	Jo	20:00	1.55	4.80	3.90	1.15	2.15	1.10	-	-	-	-	-	-	-	-	-	-	-	-
1028	Gais Goteborg	Lunds BK U19	Jo	16:00	9.50	3.20	2.10	2.95	2.45	2.40	1.45	1.15	2.05	1.35	1.90	4.35	-	1.30	1.55	2.20	3.00	5.00
1047	Kalmar FF U19	Osters IF U19	Jo	19:00	9.50	3.20	2.10	2.95	2.45	2.40	1.45	1.15	2.05	1.35	1.90	4.35	-	1.30	1.55	2.20	3.00	5.00
1053	Trelleborg FF	Angelholms FF	Jo	20:00	7.50	2.90	1.75	2.75	2.05	2.10	1.44	1.17	2.15	1.40	2.10	4.25	1.03	1.35	1.85	2.75	3.50	8.00
1028	Gais Goteborg	Lunds BK U19	Jo	16:00	-	-	-	-	-1.0	3.80	3.55	1.65	1.50	2.05	-	-	-	-	-	-	-	-
1047	Kalmar FF U19	Osters IF U19	Jo	19:00	-	-	-	-	-1.0	2.75	3.45	2.00	1.25	2.80	-	-	-	-	-	-	-	-
1053	Trelleborg FF	Angelholms FF	Jo	20:00	-	-	-	-	-1.0	2.47	3.50	2.15	1.25	3.05	-	-	-	-	-	-	-	-

## Suedia Amatori - U19, Superettan Norra

Cod	Gazde	Oaspeti	Zi	Ora	1	X	2	1X	X2	12	PR1	PRX	PR2	PR	PR	PR	DR1	DRX	DR2	DR	DR	DR
					0-1	0-2	0-3	1-2	1-3	2-3	2-4	2-5	3-4	3-5	4-6	2G	2+	3+	4+	5+	6+	7+
1018	Orebro SK FK	GIF Sundsvall	Jo	16:00	1.30	5.50	6.25	1.05	2.92	1.08	-	-	-	-	-	-	-	-	-	-	-	-
1064	Taby FK U19	Hammarby IF U	Jo	21:00	3.00	4.50	1.80	1.80	1.30	1.10	-	-	-	-	-	-	-	-	-	-	-	-
1018	Orebro SK FK	GIF Sundsvall	Jo	16:00	10.0	3.50	2.25	3.00	2.60	2.50	1.48	1.15	2.05	1.25	1.85	4.40	1.02	1.25	1.50	2.00	2.50	4.00
1064	Taby FK U19	Hammarby IF U	Jo	21:00	9.50	3.20	2.10	2.95	2.45	2.40	1.47	1.15	2.07	1.33	1.90	4.35	1.02	1.30	1.55	2.20	3.00	5.00



## Suedia Amatori - U19, Superettan Norra

			PR 0-1	PR 2-3	PR 1+	PR 2+	±H	H 1	H X	H 2	W1	W2	Wp1	Wp2	I>II	I=II	I<II	PsF 1	PsF X	PsF 2	
<b>1018</b>	Orebro SK FK	GIF Sundsvall	Jo	16:00	-	-	-	-	-1.0	1.78	3.75	2.93	1.06	5.10	-	-	-	-	-	-	-
<b>1064</b>	Taby FK U19	Hammarby IF U	Jo	21:00	-	-	-	-	1.0	1.80	3.50	3.18	2.35	1.40	-	-	-	-	-	-	-

## Suedia Amatori - Elitettan, Feminin

Cod	Gazde	Oaspeti	Zi	Ora	1	X	2	1X	X2	12	PR1	PRX	PR2	PR 1X	PR X2	PR 12	DR1	DRX	DR2	DR 1X	DR X2	DR 12
					TG 0-1	TG 0-2	TG 0-3	TG 1-2	TG 1-3	TG 2-3	TG 2-4	TG 2-5	TG 3-4	TG 3-5	TG 4-6	TG 2G	TG 2+	TG 3+	TG 4+	TG 5+	TG 6+	TG 7+
<b>2953</b>	Umea Sodra (F)	Sundsvalls DF	Jo	19:00	1.20	5.50	10.0	-	3.60	1.08	-	-	-	-	-	-	-	-	-	-	-	-
<b>2954</b>	Ostersunds DF	IF Boljan (F)	Jo	20:00	1.90	3.75	3.15	1.25	1.70	1.20	-	-	-	-	-	-	-	-	-	-	-	-
<b>2953</b>	Umea Sodra (F)	Sundsvalls DF	Jo	19:00	9.50	3.20	2.10	2.95	2.45	2.40	1.47	1.15	2.07	1.33	1.90	4.35	1.02	1.30	1.55	2.20	3.00	5.00
<b>2954</b>	Ostersunds DF	IF Boljan (F)	Jo	20:00	4.80	2.40	1.52	2.30	1.75	2.25	1.42	1.21	2.25	1.55	2.50	4.05	1.08	1.50	2.20	3.25	7.00	11.0
<b>2953</b>	Umea Sodra (F)	Sundsvalls DF	Jo	19:00	-	-	-	-	-1.0	1.57	3.90	3.60	-	8.20	-	-	-	-	-	-	-	-
<b>2954</b>	Ostersunds DF	IF Boljan (F)	Jo	20:00	-	-	-	-	-1.0	3.50	3.50	1.71	1.40	2.30	-	-	-	-	-	-	-	-

## Argentina - Primera B Nacional

Cod	Gazde	Oaspeti	Zi	Ora	Final					Prima repriză							A doua repriză						
					1	X	2	1X	X2	12	PR1	PRX	PR2	PR 1X	PR X2	PR 12	DR1	DRX	DR2	DR 1X	DR X2	DR 12	
<b>2121</b>	Flandria	Argentinos Jr	Jo	21:35	2.90	2.90	2.45	1.45	1.33	1.35	4.00	1.82	3.15	1.22	1.12	1.73	3.35	2.05	2.95	1.25	1.25	1.60	
<b>2122</b>	Santamarina	I.Cordoba	Jo	23:59	2.50	2.85	2.85	1.33	1.43	1.35	3.15	1.90	3.75	1.14	1.22	1.66	3.00	2.05	3.30	1.25	1.25	1.60	
Total goluri																							
<b>2121</b>	Flandria	Argentinos Jr	Jo	21:35	2.20	1.40	1.13	1.50	1.26	1.88	1.38	1.41	3.15	2.90	5.75	3.00	1.36	2.70	5.35	12.5	18.0	52.0	
<b>2122</b>	Santamarina	I.Cordoba	Jo	23:59	2.70	1.50	1.15	1.60	1.28	1.90	1.42	1.39	2.95	2.60	5.00	3.10	1.34	2.40	4.70	10.0	16.0	48.0	
Total goluri prima repriză					Total goluri a doua repriză					Mai multe goluri				Pauză sau Final									
<b>2121</b>	Flandria	Argentinos Jr	Jo	21:35	1.08	4.30	1.47	4.20	11.8	35.0	1.35	3.10	1.38	2.85	8.00	21.0	3.30	3.15	1.95	2.40	1.45	2.00	
<b>2122</b>	Santamarina	I.Cordoba	Jo	23:59	1.12	3.80	1.42	3.60	10.5	29.0	1.43	2.85	1.33	2.60	6.50	21.0	3.30	3.15	1.95	2.00	1.55	2.35	
Pauză - Final												Marchează											
<b>2121</b>	Flandria	Argentinos Jr	Jo	21:35	5.00	12.5	28.0	5.80	4.00	5.60	28.0	12.0	4.35	1.50	1.40	2.30	2.50	2.20	1.60	3.20	2.65	2.40	
<b>2122</b>	Santamarina	I.Cordoba	Jo	23:59	5.15	12.0	28.0	5.60	4.00	5.80	28.0	12.0	6.10	1.35	1.40	2.70	2.50	2.00	1.70	2.85	2.35	2.60	
Scor corect (Final)					Scor corect (Prima repriză)																		
<b>2121</b>	Flandria	Argentinos Jr	Jo	21:35	8.25	13.0	11.0	35.0	4.52	5.75	16.0	6.50	9.75	8.75	24.0	4.50	17.0	31.0	2.15	4.00	13.0	31.0	
<b>2122</b>	Santamarina	I.Cordoba	Jo	23:59	6.50	9.75	8.75	24.0	6.43	5.50	16.0	8.00	12.0	11.0	35.0	4.00	13.0	26.0	2.30	4.50	15.0	31.0	
Winner (final)				Winner (pauză)				Handicap				Primul gol		Victorie dublă		Marchează în ambele reprize							
<b>2121</b>	Flandria	Argentinos Jr	Jo	21:35	1.90	1.61	1.80	1.42	1.0	1.45	3.65	5.20	-	-	13.4	9.29	5.25	4.33	1.09	1.14	18.9	1.16	
<b>2122</b>	Santamarina	I.Cordoba	Jo	23:59	1.62	1.85	1.49	1.78	-1.0	5.30	3.70	1.43	-	-	9.45	12.4	4.40	5.20	1.13	1.09	19.1	1.15	
Combinatii Winner																							
<b>2121</b>	Flandria	Argentinos Jr	Jo	21:35	3.69	6.64	3.10	13.2	4.62	11.1	10.3	16.8	7.00	5.18	3.74	3.11	5.61	2.62	11.1	3.90	9.63	8.72	
<b>2122</b>	Santamarina	I.Cordoba	Jo	23:59	3.39	5.08	2.71	9.96	4.03	10.1	7.63	14.8	5.35	4.28	3.30	3.86	5.80	3.09	11.4	4.59	12.0	8.69	

## Argentina - Campeonato De Reserva De Primera Division

Cod	Gazde	Oaspeti	Zi	Ora	1	X	2	1X	X2	12	PR1	PRX	PR2	PR 1X	PR X2	PR 12	DR1	DRX	DR2	DR 1X	DR X2	DR 12
-----	-------	---------	----	-----	---	---	---	----	----	----	-----	-----	-----	----------	----------	----------	-----	-----	-----	----------	----------	----------



## Brazilia - Brasileiro Serie A

				Winner (final)		Winner (pauză)		Handicap			Primul gol		Victorie dublă		Marchează în ambele reprize							
				W1	W2	Wp1	Wp2	±H	H 1	H X	H 2	PG 1	PG 2	VD 11	VD 22	1D	2D	1N	2N	1D 2D	1N 2N	
<b>3417</b>	Corinthians	Bahia	Jo	23:59	1.11	4.59	1.04	4.19	-1.0	2.16	3.50	2.55	-	-	3.37	48.5	2.33	9.50	1.47	-	18.5	1.43
<b>3418</b>	Ponte Preta	Cruzeiro	Jo	23:59	1.68	1.89	1.51	1.77	-1.0	5.00	3.75	1.50	-	-	8.50	10.0	3.85	4.25	1.17	1.14	13.6	1.25
<b>3419</b>	Flamengo	Chapecoense S	Jo	23:59	1.14	4.33	1.10	3.37	-1.0	2.45	3.50	2.30	-	-	3.69	34.3	2.35	7.00	1.46	1.03	13.7	1.41
<b>3420</b>	Gremio	Coritiba	Jo	23:59	1.12	4.55	1.09	3.38	-1.0	2.40	3.50	2.30	-	-	3.78	35.4	2.45	8.00	1.42	1.01	16.3	1.34
Combinatii Winner																						
1& 1-2	1& 3+	1& 1-3	1& 4+	1& 2-3	1/1& 3+	1&Pr 2+	1/1& Pr2+	1&G G	Pr2+ &Dr1+	Pr1+ &Dr2+	2& 1-2	2& 3+	2& 1-3	2& 4+	2& 2-3	2/2& 3+	2&Pr 2+					
<b>3417</b>	Corinthians	Bahia	Jo	23:59	2.33	2.58	1.70	4.85	2.52	3.20	3.87	4.80	3.10	3.43	2.98	9.66	10.7	7.02	20.1	10.4	22.4	16.0
<b>3418</b>	Ponte Preta	Cruzeiro	Jo	23:59	4.05	4.15	2.91	7.79	4.26	7.05	6.33	10.5	4.40	3.30	2.87	4.54	4.66	3.26	8.74	4.78	7.54	7.11
<b>3419</b>	Flamengo	Chapecoense S	Jo	23:59	2.63	2.56	1.87	4.60	2.72	3.50	3.88	5.00	3.00	3.16	2.77	10.0	9.75	7.10	17.5	10.4	17.6	14.8
<b>3420</b>	Gremio	Coritiba	Jo	23:59	2.50	2.76	1.81	5.19	2.69	3.70	4.14	5.55	3.20	3.43	2.98	10.1	11.2	7.37	21.1	10.9	18.9	16.8

## Brazilia - Carioca, Serie B1

Cod	Gazde	Oaspeti	Zi	Ora	1	X	2	1X	X2	12	PR1	PRX	PR2	PR 1X	PR X2	PR 12	DR1	DRX	DR2	DR 1X	DR X2	DR 12
<b>2691</b>	America RJ	Ad Itaborai	Jo	21:00	2.00	3.50	3.00	1.25	1.65	1.20	-	-	-	-	-	-	-	-	-	-	-	-
<b>2692</b>	Goncalense	Friburguense	Jo	21:00	4.90	4.60	1.45	2.35	1.10	1.10	-	-	-	-	-	-	-	-	-	-	-	-
<b>2693</b>	Sao Cristovao	Goytacaz	Jo	21:00	10.7	8.00	1.12	4.60	-	1.01	-	-	-	-	-	-	-	-	-	-	-	-
					TG 0-1	TG 0-2	TG 0-3	TG 1-2	TG 1-3	TG 2-3	TG 2-4	TG 2-5	TG 3-4	TG 3-5	TG 4-6	TG 2G	TG 2+	TG 3+	TG 4+	TG 5+	TG 6+	TG 7+
<b>2691</b>	America RJ	Ad Itaborai	Jo	21:00	3.19	1.85	1.35	1.90	1.45	1.94	1.37	1.26	2.40	1.90	3.00	3.60	1.20	1.85	2.70	3.90	10.0	22.0
<b>2692</b>	Goncalense	Friburguense	Jo	21:00	4.50	2.20	1.43	2.45	1.55	2.15	1.44	1.28	2.30	1.95	2.80	4.30	1.13	1.60	2.45	4.15	8.00	15.0
<b>2693</b>	Sao Cristovao	Goytacaz	Jo	21:00	5.50	2.55	1.57	2.80	1.80	2.30	1.45	1.30	2.15	1.80	2.40	5.00	1.07	1.45	2.10	3.30	6.00	10.0
					PR 0-1	PR 2-3	PR 1+	PR 2+	±H	H 1	H X	H 2	W1	W2	Wp1	Wp2	I>II	I=II	I<II	Psf 1	Psf X	Psf 2
<b>2691</b>	America RJ	Ad Itaborai	Jo	21:00	-	-	-	-	-1.0	3.65	3.70	1.65	1.43	2.14	-	-	-	-	-	-	-	-
<b>2692</b>	Goncalense	Friburguense	Jo	21:00	-	-	-	-	1.0	2.35	3.65	2.10	3.83	1.13	-	-	-	-	-	-	-	-
<b>2693</b>	Sao Cristovao	Goytacaz	Jo	21:00	-	-	-	-	1.0	4.58	4.35	1.39	9.36	-	-	-	-	-	-	-	-	-

## Brazilia - U20 Copa Santa Catarina

Cod	Gazde	Oaspeti	Zi	Ora	1	X	2	1X	X2	12	PR1	PRX	PR2	PR 1X	PR X2	PR 12	DR1	DRX	DR2	DR 1X	DR X2	DR 12
<b>2823</b>	Avai U20	Joinville U20	Jo	21:00	2.00	4.30	2.65	1.35	1.65	1.15	-	-	-	-	-	-	-	-	-	-	-	-
					TG 0-1	TG 0-2	TG 0-3	TG 1-2	TG 1-3	TG 2-3	TG 2-4	TG 2-5	TG 3-4	TG 3-5	TG 4-6	TG 2G	TG 2+	TG 3+	TG 4+	TG 5+	TG 6+	TG 7+
<b>2823</b>	Avai U20	Joinville U20	Jo	21:00	4.70	2.30	1.48	2.55	1.65	2.20	1.44	1.29	2.25	1.90	2.70	4.30	1.12	1.55	2.30	3.75	7.50	12.0
					PR 0-1	PR 2-3	PR 1+	PR 2+	±H	H 1	H X	H 2	W1	W2	Wp1	Wp2	I>II	I=II	I<II	Psf 1	Psf X	Psf 2
<b>2823</b>	Avai U20	Joinville U20	Jo	21:00	-	-	-	-	-1.0	3.80	3.55	1.65	1.53	2.03	-	-	-	-	-	-	-	-

## Brazilia - Campeonato Brasileiro, Serie A (F), Playoffs

Cod	Gazde	Oaspeti	Zi	Ora	1	X	2	1X	X2	12	W1	W2	TG 0-1	TG 2+	TG 0-2	TG 3+	TG 2-4	TG 0-3	TG 4+	I>II	I=II	I<II
<b>1075</b>	Corinthians S	Ferroviana S	Jo	23:59	1.15	7.00	10.0	-	4.00	1.03	-	8.57	12.0	1.01	4.00	1.20	1.50	2.35	1.35	-	-	-

## Paraguay - Primera Division, Apertura

Cod	Gazde	Oaspeti	Zi	Ora	Final					Prima repriză					A doua repriză								
					1	X	2	1X	X2	12	PR1	PRX	PR2	PR 1X	PR X2	PR 12	DR1	DRX	DR2	DR 1X	DR X2	DR 12	
<b>1073</b>	G.Diaz	Olimpia A.	Jo	23:00	2.00	3.60	3.10	1.30	1.65	1.20	2.50	2.20	3.85	1.13	1.36	1.48	2.30	2.40	3.50	1.15	1.45	1.40	
<b>1080</b>	Cerro Porteno	Sportivo Trin	Jo	23:59	1.80	3.70	3.65	1.18	1.85	1.20	2.30	2.20	4.50	1.09	1.43	1.48	2.10	2.40	4.35	1.10	1.55	1.40	
Total goluri																							
					TG 0-1	TG 0-2	TG 0-3	TG 1-2	TG 1-3	TG 2-3	TG 2-4	TG 2-5	TG 3-4	TG 3-5	TG 4-6	TG 2G	TG 2+	TG 3+	TG 4+	TG 5+	TG 6+	TG 7+	
<b>1073</b>	G.Diaz	Olimpia A.	Jo	23:00	4.00	2.00	1.40	2.30	1.55	2.20	1.44	1.28	2.25	1.90	3.25	3.80	1.15	1.70	2.70	4.80	8.50	23.0	
<b>1080</b>	Cerro Porteno	Sportivo Trin	Jo	23:59	3.80	1.95	1.35	2.25	1.48	2.15	1.45	1.28	2.30	1.90	3.40	3.80	1.16	1.75	3.00	5.80	8.50	25.0	
Total goluri prima repriză										Total goluri a doua repriză										Mai multe goluri		Pauză sau Final	

## Paraguay - Primera Division, Apertura

				Total goluri prima repriză					Total goluri a doua repriză					Mai multe goluri			Pauză sau Final					
				PR 0-1	PR 2-3	PR 1+	PR 2+	PR 3+	PR 4+	DR 0-1	DR 2-3	DR 1+	DR 2+	DR 3+	DR 4+	I>II	I=II	I<II	PsF 1	PsF X	PsF 2	
1073	G.Diaz	Olimpia A.	Jo	23:00	1.49	2.75	1.30	2.50	6.85	11.0	1.73	2.25	1.15	1.95	3.90	7.50	3.15	3.20	1.95	1.60	1.90	2.40
1080	Cerro Porteno	Sportivo Trin	Jo	23:59	1.45	2.80	1.32	2.60	7.10	12.0	1.70	2.30	1.16	2.00	4.25	8.00	2.95	3.35	2.00	1.55	1.90	2.90
					Pauză - Final					Marchează												
					1-1	1-X	1-2	X-1	X-X	X-2	2-1	2-X	2-2	GM	OM	GN	ON	GG	NG	GG3	GM-	OM-
																			+	PR1+	PR1+	
1073	G.Diaz	Olimpia A.	Jo	23:00	3.45	16.0	32.0	5.00	5.00	6.50	28.0	16.5	5.70	1.18	1.30	4.00	3.00	1.55	2.30	1.95	1.78	2.45
1080	Cerro Porteno	Sportivo Trin	Jo	23:59	2.90	16.5	33.0	4.80	5.50	8.50	26.0	16.5	7.00	1.12	1.45	4.50	2.40	1.70	2.00	2.00	1.75	2.85
					Scor corect (Final)					Scor corect (Prima repriză)												
					1:0	2:0	2:1	3:0	0:0	1:1	2:2	0:1	0:2	1:2	0:3	pr1:	Cpr2:0	pr2:	1pr0:0	pr0:1	pr0:2	pr1:2
1073	G.Diaz	Olimpia A.	Jo	23:00	6.50	8.00	8.00	18.0	8.48	6.50	17.0	9.50	18.0	15.0	50.0	3.85	9.00	15.0	3.00	5.00	15.0	21.0
1080	Cerro Porteno	Sportivo Trin	Jo	23:59	6.00	7.00	8.00	16.0	9.00	6.50	17.0	11.0	21.0	17.0	50.0	3.60	8.00	15.0	2.90	5.67	21.0	26.0
					Winner (final)		Winner (pauză)		Handicap			Primul gol		Victorie dublă		Marchează în ambele reprize						
					W1	W2	Wp1	Wp2	±H	H 1	H X	H 2	PG 1	PG 2	VD 11	VD 22	1D	2D	1N	2N	1D 2D	1N 2N
1073	G.Diaz	Olimpia A.	Jo	23:00	1.44	2.24	1.36	2.10	-1.0	3.80	3.55	1.65	-	-	5.75	14.6	2.60	3.67	1.38	1.19	7.95	1.53
1080	Cerro Porteno	Sportivo Trin	Jo	23:59	1.31	2.66	1.25	2.45	-1.0	3.20	3.50	1.85	-	-	5.00	20.0	2.70	5.50	1.35	1.08	12.4	1.36
					Combinatii Winner																	
					1& 1-2	1& 3+	1& 1-3	1& 4+	1& 2-3	1/1& 3+	1&Pr 2+	1/1& Pr2+	1&G G	Pr2+ &Dr1	Pr1+ &Dr2	2& 1-2	2& 3+	2& 1-3	2& 4+	2& 2-3	2/2& 3+	2&Pr 2+
1073	G.Diaz	Olimpia A.	Jo	23:00	3.90	2.88	2.63	4.58	3.73	4.81	4.24	6.90	3.15	2.57	2.26	6.04	4.47	4.07	7.09	5.78	7.94	6.57
1080	Cerro Porteno	Sportivo Trin	Jo	23:59	3.43	2.67	2.26	4.58	3.28	3.90	3.97	5.80	3.10	2.69	2.36	6.96	5.41	4.58	9.28	6.65	10.0	8.04

## Paraguay - Primera Division, Rezerve, Apertura

Cod	Gazde	Oaspeti	Zi	Ora	1	X	2	1X	X2	12	PR1	PRX	PR2	PR 1X	PR X2	PR 12	DR1	DRX	DR2	DR 1X	DR X2	DR 12
1017	Libertad Asun	Independiente	Jo	15:00	1.50	4.00	5.00	1.10	2.25	1.16	-	-	-	-	-	-	-	-	-	-	-	-
					TG 0-1	TG 0-2	TG 0-3	TG 1-2	TG 1-3	TG 2-3	TG 2-4	TG 2-5	TG 3-4	TG 3-5	TG 4-6	TG 2G	TG 2+	TG 3+	TG 4+	TG 5+	TG 6+	TG 7+
1017	Libertad Asun	Independiente	Jo	15:00	6.85	2.70	1.65	2.60	1.90	1.98	1.43	1.19	2.20	1.43	2.10	4.20	1.06	1.40	1.80	2.50	3.00	5.50
					PR 0-1	PR 2-3	PR 1+	PR 2+	±H	H 1	H X	H 2	W1	W2	Wp1	Wp2	I>II	I=II	I<II	PsF 1	PsF X	PsF 2
1017	Libertad Asun	Independiente	Jo	15:00	-	-	-	-	-1.0	2.35	3.50	2.25	1.13	3.75	-	-	-	-	-	-	-	-

## SUA - United Soccer League

Cod	Gazde	Oaspeti	Zi	Ora	Final					Prima repriză					A doua repriză							
					1	X	2	1X	X2	12	PR1	PRX	PR2	PR 1X	PR X2	PR 12	DR1	DRX	DR2	DR 1X	DR X2	DR 12
1083	Pittsburgh Ri	Tampa Bay Row	Jo	23:59	3.00	3.40	2.05	1.60	1.25	1.22	4.00	2.10	2.60	1.31	1.11	1.50	3.66	2.35	2.35	1.43	1.17	1.43
					Total goluri																	
					TG 0-1	TG 0-2	TG 0-3	TG 1-2	TG 1-3	TG 2-3	TG 2-4	TG 2-5	TG 3-4	TG 3-5	TG 4-6	TG 2G	TG 2+	TG 3+	TG 4+	TG 5+	TG 6+	TG 7+
1083	Pittsburgh Ri	Tampa Bay Row	Jo	23:59	3.30	1.80	1.27	2.05	1.45	2.07	1.48	1.31	2.45	2.05	3.70	3.55	1.22	1.90	3.40	6.70	12.0	25.0
					Total goluri prima repriză					Total goluri a doua repriză					Mai multe goluri			Pauză sau Final				
					PR 0-1	PR 2-3	PR 1+	PR 2+	PR 3+	PR 4+	DR 0-1	DR 2-3	DR 1+	DR 2+	DR 3+	DR 4+	I>II	I=II	I<II	PsF 1	PsF X	PsF 2
1083	Pittsburgh Ri	Tampa Bay Row	Jo	23:59	1.38	3.05	1.40	2.85	7.50	15.0	1.60	2.45	1.18	2.10	4.75	11.0	3.15	3.20	1.95	2.50	1.85	1.70
					Pauză - Final					Marchează												
					1-1	1-X	1-2	X-1	X-X	X-2	2-1	2-X	2-2	GM	OM	GN	ON	GG	NG	GG3	GM-	OM-
																			+	PR1+	PR1+	
1083	Pittsburgh Ri	Tampa Bay Row	Jo	23:59	5.60	16.5	28.0	6.25	5.00	5.30	31.0	16.0	3.50	1.40	1.20	2.70	4.00	1.75	1.95	2.20	2.45	2.05
					Scor corect (Final)					Scor corect (Prima repriză)												
					1:0	2:0	2:1	3:0	0:0	1:1	2:2	0:1	0:2	1:2	0:3	pr1:	Cpr2:0	pr2:	1pr0:0	pr0:1	pr0:2	pr1:2
1083	Pittsburgh Ri	Tampa Bay Row	Jo	23:59	9.50	15.0	13.0	50.0	9.75	6.00	17.0	6.50	8.00	8.50	19.0	5.00	17.0	26.0	2.75	3.80	10.0	17.0

## SUA - United Soccer League

	Cod	Gazde	Oaspeti	Zi	Ora	Winner (final)		Winner (pauză)		Handicap			Primul gol		Victorie dublă		Marchează în ambele reprize					
						W1	W2	Wp1	Wp2	±H	H 1	H X	H 2	PG 1	PG 2	VD 11	VD 22	1D	2D	1N	2N	1D
1083	Pittsburgh Ri	Tampa Bay Row	Jo	23:59	2.12	1.45	2.10	1.36	1.0	1.60	3.55	3.75	-	-	14.5	6.00	4.70	3.10	1.11	1.27	12.1	1.32
Combinatii Winner																						
						1& 1-2	1& 3+	1& 1-3	1& 4+	1& 2-3	1/1& 3+	1&Pr 2+	1/1& Pr2+	1&G G	Pr2+ &Dr1+	Pr1+ &Dr2+	2& 1-2	2& 3+	2& 1-3	2& 4+	2& 2-3	2&Pr 2+
1083	Pittsburgh Ri	Tampa Bay Row	Jo	23:59	5.21	4.83	3.69	8.64	5.26	8.72	7.25	12.8	5.00	3.00	2.63	3.56	3.30	2.52	5.91	3.60	5.45	4.95

## SUA - Premier Development League

Cod	Gazde	Oaspeti	Zi	Ora	1	X	2	1X	X2	12	PR1	PRX	PR2	PR 1X	PR X2	PR 12	DR1	DRX	DR2	DR 1X	DR X2	DR 12
					TG 0-1	TG 0-2	TG 0-3	TG 1-2	TG 1-3	TG 2-3	TG 2-4	TG 2-5	TG 3-4	TG 3-5	TG 4-6	TG 2G	TG 2+	TG 3+	TG 4+	TG 5+	TG 6+	TG 7+
2884	OKC Energy U2	Mississippi B	Jo	23:59	1.75	4.00	3.45	1.22	1.95	1.16	2.20	2.35	4.20	1.09	1.45	1.39	2.05	2.65	4.00	1.12	1.60	1.35
2884	OKC Energy U2	Mississippi B	Jo	23:59	4.90	2.30	1.50	2.65	1.65	2.25	1.48	1.27	2.15	1.75	2.45	4.10	1.10	1.55	2.20	3.60	5.50	12.0
2884	OKC Energy U2	Mississippi B	Jo	23:59	1.65	2.25	1.18	2.05	-1.0	3.15	3.35	1.95	1.31	2.59	1.26	2.41	3.25	3.15	2.00	1.52	2.20	2.65
2884	OKC Energy U2	Mississippi B	Jo	23:59	2.75	15.0	34.0	5.20	6.50	12.0	25.0	15.0	7.00	1.12	1.35	4.80	2.65	1.50	2.40	1.75	1.60	2.05

## Australia - NPL, Northern New South Wales

Cod	Gazde	Oaspeti	Zi	Ora	1	X	2	1X	X2	12	PR1	PRX	PR2	PR 1X	PR X2	PR 12	DR1	DRX	DR2	DR 1X	DR X2	DR 12
					TG 0-1	TG 0-2	TG 0-3	TG 1-2	TG 1-3	TG 2-3	TG 2-4	TG 2-5	TG 3-4	TG 3-5	TG 4-6	TG 2G	TG 2+	TG 3+	TG 4+	TG 5+	TG 6+	TG 7+
2673	Newcastle Jet	Lake Macquari	Jo	13:00	3.15	4.50	1.75	1.85	1.25	1.12	3.80	2.60	2.12	1.49	1.11	1.31	3.50	3.00	2.05	1.57	1.15	1.25
2673	Newcastle Jet	Lake Macquari	Jo	13:00	7.00	3.20	1.95	3.65	2.20	2.55	1.60	1.32	2.05	1.65	2.10	4.50	1.04	1.30	1.65	2.25	4.00	7.00
2673	Newcastle Jet	Lake Macquari	Jo	13:00	-	-	-	-	1.0	1.85	3.45	3.06	2.45	1.36	2.40	1.30	2.95	3.35	2.00	2.35	2.25	1.45
2673	Newcastle Jet	Lake Macquari	Jo	13:00	6.50	17.0	25.0	9.00	5.50	4.60	34.0	17.0	2.72	-	-	-	-	-	-	-	-	-

## Australia - FFV Community Shield

Cod	Gazde	Oaspeti	Zi	Ora	1	X	2	1X	X2	12	PR1	PRX	PR2	PR 1X	PR X2	PR 12	DR1	DRX	DR2	DR 1X	DR X2	DR 12
					TG 0-1	TG 0-2	TG 0-3	TG 1-2	TG 1-3	TG 2-3	TG 2-4	TG 2-5	TG 3-4	TG 3-5	TG 4-6	TG 2G	TG 2+	TG 3+	TG 4+	TG 5+	TG 6+	TG 7+
2687	South Melbour	Bentliegh Gre	Jo	12:30	1.85	3.55	3.45	1.20	1.75	1.20	2.30	2.33	4.00	1.11	1.41	1.40	2.15	2.60	3.80	1.15	1.50	1.35
2687	South Melbour	Bentliegh Gre	Jo	12:30	4.70	2.30	1.48	2.55	1.65	2.20	1.44	1.29	2.25	1.90	2.45	4.30	1.12	1.55	2.00	3.00	5.00	9.00
2687	South Melbour	Bentliegh Gre	Jo	12:30	-	-	-	-	-1.0	3.35	3.50	1.75	1.33	2.48	1.31	2.28	2.95	3.35	2.00	1.50	2.00	2.50
2687	South Melbour	Bentliegh Gre	Jo	12:30	3.10	16.5	33.0	4.80	5.50	7.50	26.0	16.5	6.50	-	-	-	-	-	-	-	-	-

## Egipt - Premier League

Cod	Gazde	Oaspeti	Zi	Ora	Final					Prima repriză					A doua repriză							
					1	X	2	1X	X2	12	PR1	PRX	PR2	PR 1X	PR X2	PR 12	DR1	DRX	DR2	DR 1X	DR X2	DR 12
1069	Aswan FC	Ismaily	Jo	23:00	3.60	3.00	2.00	1.65	1.18	1.30	4.50	1.95	2.65	1.30	1.07	1.59	4.30	2.15	2.35	1.45	1.15	1.55
1072	Talaea EL G.	Misir Lel M.	Jo	23:00	4.00	3.30	1.80	1.80	1.15	1.25	4.75	2.05	2.40	1.37	1.06	1.53	4.50	2.35	2.10	1.55	1.10	1.45
Total goluri																						

## Egipt - Premier League

			Total goluri																			
			TG 0-1	TG 0-2	TG 0-3	TG 1-2	TG 1-3	TG 2-3	TG 2-4	TG 2-5	TG 3-4	TG 3-5	TG 4-6	TG 2G	TG 2+	TG 3+	TG 4+	TG 5+	TG 6+	TG 7+		
1069	Aswan FC	Ismaily	Jo	23:00	2.80	1.55	1.17	1.68	1.29	1.93	1.44	1.38	2.85	2.45	4.70	3.10	1.33	2.30	4.40	9.20	15.0	46.0
1072	Talaea EL G.	Misr Lel M.	Jo	23:00	3.00	1.65	1.19	1.80	1.31	1.96	1.45	1.36	2.65	2.25	4.20	3.30	1.31	2.10	3.95	8.20	13.0	42.0
			Total goluri prima repriză					Total goluri a doua repriză					Mai multe goluri			Pauză sau Final						
			PR 0-1	PR 2-3	PR 1+	PR 2+	PR 3+	PR 4+	DR 0-1	DR 2-3	DR 1+	DR 2+	DR 3+	DR 4+	I>II	I=II	I<II	PsF 1	PsF X	PsF 2		
1069	Aswan FC	Ismaily	Jo	23:00	1.14	3.55	1.40	3.40	9.80	26.0	1.45	2.75	1.31	2.50	6.25	21.0	3.30	3.15	1.95	3.00	1.55	1.70
1072	Talaea EL G.	Misr Lel M.	Jo	23:00	1.18	3.30	1.36	3.10	8.65	20.0	1.53	2.60	1.26	2.30	5.50	17.0	3.25	3.15	2.00	3.20	1.65	1.55
			Pauză - Final					Marchează														
			1-1	1-X	1-2	X-1	X-X	X-2	2-1	2-X	2-2	GM	OM	GN	ON	GG	NG	GG3	GM+	OM+	PR1+	PR1+
1069	Aswan FC	Ismaily	Jo	23:00	6.00	14.0	27.0	6.50	4.70	5.30	32.0	13.0	3.45	1.50	1.28	2.30	3.00	2.00	1.70	2.70	3.00	2.05
1072	Talaea EL G.	Misr Lel M.	Jo	23:00	7.50	14.0	26.0	8.50	5.00	4.90	33.0	14.5	2.90	1.60	1.18	2.10	4.00	1.95	1.75	2.45	2.85	1.88
			Scor corect (Final)					Scor corect (Prima repriză)														
			1:0	2:0	2:1	3:0	0:0	1:1	2:2	0:1	0:2	1:2	0:3	pr1:Cpr2:0	pr2:1pr0:0	pr0:1	pr0:2	pr1:2				
1069	Aswan FC	Ismaily	Jo	23:00	9.50	19.0	17.0	70.0	5.57	6.00	17.0	5.75	8.00	8.00	19.0	5.25	21.0	31.0	2.40	3.60	10.0	21.0
1072	Talaea EL G.	Misr Lel M.	Jo	23:00	11.0	22.0	19.0	80.0	6.00	6.00	18.0	5.50	7.00	8.00	17.0	5.67	26.0	31.0	2.50	3.40	8.50	17.0
			Winner (final)		Winner (pauză)		Handicap			Primul gol		Victorie dublă		Marchează în ambele reprize								
			W1	W2	Wp1	Wp2	±H	H 1	H X	H 2	PG 1	PG 2	VD 11	VD 22	1D	2D	1N	2N	1D 2D	1N 2N		
1069	Aswan FC	Ismaily	Jo	23:00	2.40	1.33	2.19	1.29	1.0	1.65	3.45	3.90	-	-	20.0	6.50	5.25	3.25	1.09	1.24	14.2	1.26
1072	Talaea EL G.	Misr Lel M.	Jo	23:00	2.79	1.25	2.43	1.23	1.0	1.80	3.40	3.25	-	-	21.4	5.04	5.67	2.75	1.07	1.34	13.0	1.34
			Combinatii Winner																			
			1& 1-2	1& 3+	1& 1-3	1& 4+	1& 2-3	1/1& 3+	1&Pr 2+	1/1& Pr2+	1&G G	Pr2+ &Dr1+	Pr1+ &Dr2+	2& 1-2	2& 3+	2& 1-3	2& 4+	2& 2-3	2/2& 3+	2&Pr 2+		
1069	Aswan FC	Ismaily	Jo	23:00	5.13	7.02	3.94	13.4	5.89	11.3	10.4	16.3	7.85	3.98	3.13	2.85	3.90	2.19	7.46	3.27	6.50	5.76
1072	Talaea EL G.	Misr Lel M.	Jo	23:00	6.10	7.12	4.44	13.4	6.64	12.9	10.5	18.6	8.00	3.49	2.79	2.75	3.20	2.00	6.03	2.99	4.80	4.73

## Mali - Premier Division

Cod	Gazde	Oaspeti	Zi	Ora	1	X	2	1X	X2	12	PR1	PRX	PR2	PR 1X	PR X2	PR 12	DR1	DRX	DR2	DR 1X	DR X2	DR 12
2933	AS Nianan	USCK	Jo	19:00	2.65	3.00	2.50	1.40	1.35	1.30	-	-	-	-	-	-	-	-	-	-	-	-
2934	Stade Malien	Black Star	Jo	19:30	1.35	4.20	7.55	1.02	2.70	1.15	-	-	-	-	-	-	-	-	-	-	-	-
2935	CSK	Lafia Club de	Jo	22:00	2.50	3.00	2.65	1.35	1.40	1.30	-	-	-	-	-	-	-	-	-	-	-	-
			TG 0-1	TG 0-2	TG 0-3	TG 1-2	TG 1-3	TG 2-3	TG 2-4	TG 2-5	TG 3-4	TG 3-5	TG 4-6	TG 2G	TG 2+	TG 3+	TG 4+	TG 5+	TG 6+	TG 7+		
2933	AS Nianan	USCK	Jo	19:00	2.35	1.45	1.22	1.50	1.27	1.90	1.34	1.29	2.65	2.45	3.80	3.10	1.30	2.55	3.40	4.95	16.0	45.0
2934	Stade Malien	Black Star	Jo	19:30	3.00	1.65	1.30	1.75	1.40	1.92	1.37	1.27	2.55	2.05	3.25	3.30	1.23	2.10	2.90	4.25	12.0	30.0
2935	CSK	Lafia Club de	Jo	22:00	2.20	1.40	1.21	1.45	1.26	1.90	1.33	1.30	2.75	2.60	3.90	3.00	1.31	2.70	3.45	5.10	17.0	45.0
			PR 0-1	PR 2-3	PR 1+	PR 2+	±H	H 1	H X	H 2	W1	W2	Wp1	Wp2	I>II	I=II	I<II	PsF 1	PsF X	PsF 2		
2933	AS Nianan	USCK	Jo	19:00	-	-	-	-	1.0	1.40	3.80	5.10	1.77	1.67	-	-	-	-	-	-	-	-
2934	Stade Malien	Black Star	Jo	19:30	-	-	-	-	-1.0	1.90	3.65	2.70	1.03	5.75	-	-	-	-	-	-	-	-
2935	CSK	Lafia Club de	Jo	22:00	-	-	-	-	-1.0	5.10	3.80	1.40	1.67	1.77	-	-	-	-	-	-	-	-

## Rwanda - Peace Cup

Cod	Gazde	Oaspeti	Zi	Ora	1	X	2	1X	X2	12	PR1	PRX	PR2	PR 1X	PR X2	PR 12	DR1	DRX	DR2	DR 1X	DR X2	DR 12
2946	APR FC	Bugesera	Jo	16:30	2.00	2.75	4.00	1.15	1.65	1.35	-	-	-	-	-	-	-	-	-	-	-	-
2947	AS Kigali	Amagaju	Jo	16:30	1.60	3.40	5.20	1.10	2.05	1.20	-	-	-	-	-	-	-	-	-	-	-	-
			TG 0-1	TG 0-2	TG 0-3	TG 1-2	TG 1-3	TG 2-3	TG 2-4	TG 2-5	TG 3-4	TG 3-5	TG 4-6	TG 2G	TG 2+	TG 3+	TG 4+	TG 5+	TG 6+	TG 7+		
2946	APR FC	Bugesera	Jo	16:30	2.20	1.40	1.21	1.45	1.26	1.90	1.33	1.30	2.75	2.60	3.90	3.00	1.31	2.70	3.45	5.10	17.0	45.0
2947	AS Kigali	Amagaju	Jo	16:30	2.35	1.45	1.22	1.50	1.27	1.90	1.34	1.29	2.65	2.45	3.80	3.10	1.30	2.55	3.40	4.95	16.0	45.0
			PR 0-1	PR 2-3	PR 1+	PR 2+	±H	H 1	H X	H 2	W1	W2	Wp1	Wp2	I>II	I=II	I<II	PsF 1	PsF X	PsF 2		
2946	APR FC	Bugesera	Jo	16:30	-	-	-	-	-1.0	3.80	3.55	1.65	1.27	2.55	-	-	-	-	-	-	-	-

## Rwanda - Peace Cup

				PR 0-1	PR 2-3	PR 1+	PR 2+	±H	H 1	H X	H 2	W1	W2	Wp1	Wp2	I>II	I=II	I<II	PsF 1	PsF X	PsF 2
2947 AS Kigali	Amagaju	Jo	16:30	-	-	-	-	-1.0	2.60	3.50	2.05	1.13	3.67	-	-	-	-	-	-	-	-

## Singapore - S-league

Cod	Gazde	Oaspeti	Zi	Ora	Final					Prima repriză							A doua repriză						
					1	X	2	1X	X2	12	PR1	PRX	PR2	PR	PR	PR	DR1	DRX	DR2	DR	DR	DR	
					TG 0-1	TG 0-2	TG 0-3	TG 1-2	TG 1-3	TG 2-3	TG 2-4	TG 2-5	TG 3-4	TG 3-5	TG 4-6	TG 2G	TG 2+	TG 3+	TG 4+	TG 5+	TG 6+	TG 7+	
1224	Young Lions	Balestier Kha	Jo	15:30	4.50	3.80	1.65	2.10	1.15	1.21	4.65	2.40	2.08	1.56	1.08	1.41	4.45	2.75	1.90	1.67	1.12	1.35	
3368	Warriors	Tampines	Jo	15:30	2.75	3.40	2.30	1.52	1.37	1.25	3.20	2.33	2.70	1.32	1.22	1.43	3.28	2.30	2.60	1.35	1.22	1.45	
					Total goluri																		
					Total goluri prima repriză					Total goluri a doua repriză					Mai multe goluri			Pauză sau Final					
					PR 0-1	PR 2-3	PR 1+	PR 2+	PR 3+	PR 4+	DR 0-1	DR 2-3	DR 1+	DR 2+	DR 3+	DR 4+	I>II	I=II	I<II	PsF 1	PsF X	PsF 2	
1224	Young Lions	Balestier Kha	Jo	15:30	5.20	2.40	1.58	2.75	1.70	2.30	1.50	1.27	2.15	1.75	2.45	4.10	1.10	1.50	2.25	3.75	6.50	10.0	
3368	Warriors	Tampines	Jo	15:30	5.20	2.40	1.58	2.75	1.70	2.30	1.50	1.27	2.15	1.75	2.50	4.10	1.10	1.50	2.25	3.75	6.50	12.0	
					Pauză - Final					Marchează													
					1-1	1-X	1-2	X-1	X-X	X-2	2-1	2-X	2-2	GM	OM	GN	ON	GG	NG	GG3	GM+	OM+	
1224	Young Lions	Balestier Kha	Jo	15:30	8.30	17.0	20.0	14.0	7.00	5.00	28.0	17.0	2.55	1.35	1.10	2.65	4.80	1.50	2.40	1.75	2.30	1.55	
3368	Warriors	Tampines	Jo	15:30	4.80	16.0	22.0	5.90	4.75	5.40	23.0	15.5	3.85	1.20	1.17	4.00	4.50	1.40	2.70	1.70	1.95	1.78	
					Scor corect (Final)							Scor corect (Prima repriză)											
					1:0	2:0	2:1	3:0	0:0	1:1	2:2	0:1	0:2	1:2	0:3	pr1:Cpr2:0	pr2:1pr0:0	pr0:1	pr0:2	pr1:2			
1224	Young Lions	Balestier Kha	Jo	15:30	12.0	24.0	21.0	80.0	10.6	7.00	19.0	6.00	6.50	7.50	14.0	6.00	21.0	21.0	3.40	3.67	7.00	13.0	
3368	Warriors	Tampines	Jo	15:30	9.00	13.0	11.0	35.0	11.1	6.00	17.0	6.50	9.50	8.50	23.0	4.75	12.0	15.0	3.40	4.50	10.0	15.0	
					Winner (final)		Winner (pauză)		Handicap				Primul gol		Victorie dublă		Marchează în ambele reprize						
					W1	W2	Wp1	Wp2	±H	H 1	H X	H 2	PG 1	PG 2	VD 11	VD 22	1D	2D	1N	2N	1D	1N	
1224	Young Lions	Balestier Kha	Jo	15:30	3.32	1.22	2.71	1.21	1.0	1.98	3.45	2.77	-	-	20.0	3.95	4.00	2.05	1.16	1.60	6.83	1.73	
3368	Warriors	Tampines	Jo	15:30	1.94	1.62	1.83	1.54	1.0	1.48	3.65	4.56	-	-	10.5	7.02	2.75	2.55	1.34	1.39	5.84	1.74	
					Combinatii Winner																		
					1& 1-2	1& 3+	1& 1-3	1& 4+	1& 2-3	1/1& 3+	1&Pr 2+	1/1& Pr2+	1&G &Dr1+	Pr2+ &Dr2+	2& 1-2	2& 3+	2& 1-3	2& 4+	2& 2-3	2& 3+	2&Pr 2+		
1224	Young Lions	Balestier Kha	Jo	15:30	10.5	5.72	6.48	8.58	8.77	10.2	8.39	14.6	6.50	2.18	1.82	3.85	2.10	2.38	3.15	3.22	3.10	3.05	
3368	Warriors	Tampines	Jo	15:30	6.41	3.50	3.96	5.24	5.36	5.50	5.13	8.45	3.85	2.18	1.82	5.36	2.92	3.31	4.39	4.48	4.50	4.29	

## Vietnam - V-League 2

Cod	Gazde	Oaspeti	Zi	Ora	1	X	2	1X	X2	12	PR1	PRX	PR2	PR	PR	PR	DR1	DRX	DR2	DR	DR	DR
					TG 0-1	TG 0-2	TG 0-3	TG 1-2	TG 1-3	TG 2-3	TG 2-4	TG 2-5	TG 3-4	TG 3-5	TG 4-6	TG 2G	TG 2+	TG 3+	TG 4+	TG 5+	TG 6+	TG 7+
2885	Palace Khan H	Kon Tum	Jo	11:00	3.35	3.50	1.90	1.70	1.25	1.20	3.80	2.40	2.33	1.40	1.12	1.37	3.50	2.80	2.20	1.50	1.15	1.30
2886	SQC Binh Dinh	Lam Dong	Jo	12:00	1.22	6.00	8.01	1.01	3.50	1.05	1.55	2.90	8.00	-	2.04	1.30	1.45	3.35	7.50	1.02	2.35	1.23
2885	Palace Khan H	Kon Tum	Jo	11:00	5.50	2.55	1.57	2.80	1.80	2.30	1.45	1.30	2.15	1.80	2.20	5.00	1.07	1.45	1.90	3.00	5.00	9.00
2886	SQC Binh Dinh	Lam Dong	Jo	12:00	7.50	2.90	1.75	2.75	2.05	2.10	1.44	1.17	2.15	1.40	2.10	4.25	1.03	1.35	1.85	2.75	3.50	8.00
					PR 0-1	PR 2-3	PR 1+	PR 2+	±H	H 1	H X	H 2	W1	W2	Wp1	Wp2	I>II	I=II	I<II	PsF 1	PsF X	PsF 2
2885	Palace Khan H	Kon Tum	Jo	11:00	-	-	-	-	1.0	1.70	3.50	3.50	2.39	1.36	2.22	1.36	2.95	3.35	2.00	2.50	2.10	1.50
2886	SQC Binh Dinh	Lam Dong	Jo	12:00	-	-	-	-	-1.0	1.60	3.85	3.50	1.02	6.68	1.02	5.24	2.85	3.40	2.05	1.15	2.75	6.00
					1-1	1-X	1-2	X-1	X-X	X-2	2-1	2-X	2-2	GM	OM	GN	ON	GG	NG	GG3	GM+	OM+
2885	Palace Khan H	Kon Tum	Jo	11:00	6.00	16.5	26.0	7.00	5.25	5.00	33.0	16.5	3.20	-	-	-	-	-	-	-	-	-
2886	SQC Binh Dinh	Lam Dong	Jo	12:00	1.60	19.5	30.0	5.00	11.0	25.0	20.0	19.5	14.0	-	-	-	-	-	-	-	-	-