

















**WINNER AVANTAJ**
**1**
**X**
**2**
**1X**
**X2**
**12**

 <b>4069</b> Higgins J	Lisowski J	1.45	-	3.25	-	-	-
Lu 15:00							
 <b>4086</b> Dinamo B.	FC Voluntari	1.75	3.70	6.30	1.18	2.35	1.38
Lu 20:00							

**WINNER PLUS(+5)**
**1**
**X**
**2**
**1X**
**X2**
**12**

 <b>4063</b> Guodong X	Yuan L	1.45	-	3.20	-	-	-
Lu 12:00							
 <b>4068</b> Gould M	Saengkham N	1.50	-	3.00	-	-	-
Lu 15:00							
 <b>4040</b> Fu M	Jones D	1.22	-	5.50	-	-	-
Lu 16:00							
 <b>4060</b> Yekaterinburg	Yugra	1.40	6.00	8.50	1.12	3.50	1.18
Lu 16:00							
 <b>4041</b> Eskisehirspor	Gaziantepspor	1.33	6.50	11.0	1.08	4.00	1.18
Lu 17:00							
 <b>4044</b> Pirin Blagoev	Ludogorets	12.5	6.00	1.33	4.00	1.08	1.20
Lu 17:30							
 <b>4045</b> CSM Oradea	BC Timisoara	1.45	20.0	3.80	1.35	3.20	-
Lu 18:00							
 <b>4042</b> Mcleod R	Dott G	3.25	-	1.45	-	-	-
Lu 18:30							
 <b>4043</b> Romania (F)	Cehia (F)	1.45	12.0	5.50	1.25	3.55	-
Lu 18:30							
 <b>4046</b> CSKA M.	Barys A.	1.40	7.00	7.50	1.15	3.50	1.17
Lu 18:30							
 <b>4047</b> Rusia (F)	Coreea de Sud	1.25	15.0	8.50	1.15	6.00	-
Lu 18:30							
 <b>4048</b> Cibona Z.	Steaua Rosie	4.70	22.0	1.35	3.85	1.27	-
Lu 19:00							
 <b>4014</b> AEK Athen	AOK Kerkyra	1.20	8.00	24.0	1.03	6.00	1.14
Lu 19:30							
 <b>4049</b> Randers	Midtjylland	5.20	4.25	1.80	2.25	1.25	1.30
Lu 20:00							
 <b>4050</b> Guimaraes	CD Feirense	1.70	4.00	6.25	1.18	2.45	1.33
Lu 21:00							

## WINNER PLUS(+5)

1

X

2

1X

X2

12



4051 Jong Ajax

Den Bosch

1.55

5.00

6.50

1.18

2.85

1.25

Lu 21:00



4052 Macc.P.Tikva Maccabi TA

6.00

4.00

1.70

2.45

1.18

1.32

Lu 21:00



4053 Oss NEC Nijmegen

5.75

5.00

1.60

2.70

1.20

1.25

Lu 21:00



4054 Schaffhausen Wil

1.65

4.50

6.00

1.20

2.55

1.29

Lu 21:00



4070 Trump J

Hull R

1.20

-

6.00

-

-

-

Lu 21:00



4055 Japonia (F) Olanda (F)

10.0

15.0

1.20

6.00

1.10

-

Lu 21:30



4056 Spania (F) Norvegia (F)

7.00

15.0

1.27

4.70

1.15

-

Lu 21:30



4057 Nimes

Clermont

1.90

3.80

4.90

1.25

2.10

1.36

Lu 21:45



4061 Lazio

Torino

1.60

4.85

6.00

1.20

2.65

1.25

Lu 22:00



4081 Borg A

Maguire S

6.50

-

1.15

-

-

-

Lu 22:00



4058 Chicago

Boston

3.85

20.0

1.45

3.20

1.35

-

Lu 23:59

## Romania - Liga I

Cod	Gazde	Oaspeti	Zi	Ora	Final							Prima repriză							A doua repriză						
					1	X	2	1X	X2	12	PR1	PRX	PR2	PR	PR	PR	DR1	DRX	DR2	DR	DR	DR			
6779	ACS Sepsi	CSM Iasi	Lu	17:00	3.65	3.10	2.20	1.67	1.28	1.37	4.00	1.98	2.80	1.37	1.19	1.74	3.46	2.30	2.50	1.38	1.19	1.45			
6780	Dinamo B.	FC Voluntari	Lu	20:00	1.75	3.70	6.30	1.18	2.35	1.38	2.25	2.10	5.20	1.11	1.57	1.65	1.95	2.55	4.55	1.10	1.65	1.37			
Total goluri																									
					TG	TG	TG	TG	TG	TG	TG	TG	TG	TG	TG	TG	TG	TG	TG	TG	TG				
					0-1	0-2	0-3	1-2	1-3	2-3	2-4	2-5	3-4	3-5	4-6	2G	2+	3+	4+	5+	6+	7+			
6779	ACS Sepsi	CSM Iasi	Lu	17:00	2.70	1.65	1.18	1.85	1.35	2.00	1.60	1.45	2.75	2.55	4.40	3.20	1.38	2.25	4.15	8.55	21.0	44.0			
6780	Dinamo B.	FC Voluntari	Lu	20:00	3.05	1.75	1.25	2.00	1.42	2.07	1.55	1.38	2.50	2.25	3.85	3.50	1.32	2.05	3.50	7.00	18.0	38.0			
Total goluri prima repriză							Total goluri a doua repriză							Mai multe goluri			Pauză sau Final								
					PR	PR	PR	PR	PR	DR	DR	DR	DR	DR	DR	I>II	I=II	I<II	PsF 1	PsF X	PsF 2				
					0-1	2-3	1+	2+	3+	4+	0-1	2-3	1+	2+	3+	4+									
6779	ACS Sepsi	CSM Iasi	Lu	17:00	1.30	3.40	1.51	3.20	9.20	23.0	1.50	2.70	1.29	2.40	6.00	17.0	3.15	3.20	1.95	2.80	1.62	1.85			
6780	Dinamo B.	FC Voluntari	Lu	20:00	1.35	3.10	1.41	2.90	8.20	16.0	1.58	2.50	1.20	2.15	4.75	13.0	2.95	3.35	2.00	1.51	1.74	3.51			
Pauză - Final											Marchează														
					1-1	1-X	1-2	X-1	X-X	X-2	2-1	2-X	2-2	GM	OM	GN	ON	GG	NG	GG3	GM-	OM-			
																			+	PR1+	PR1+				
6779	ACS Sepsi	CSM Iasi	Lu	17:00	7.00	16.0	28.0	7.50	4.75	5.40	30.0	15.5	3.80	1.45	1.27	2.55	3.45	1.95	1.85	2.60	2.65	2.15			
6780	Dinamo B.	FC Voluntari	Lu	20:00	2.70	17.0	34.0	4.50	5.50	10.0	25.0	17.0	11.0	1.17	1.60	4.75	2.20	1.95	1.85	2.50	1.80	3.00			
Scor corect (Final)											Scor corect (Prima repriză)														
					1:0	2:0	2:1	3:0	0:0	1:1	2:2	0:1	0:2	1:2	0:3	pr1:Cpr2:0	pr2:1pr0:0	pr0:1pr0:2	pr0:1pr0:2	pr0:1pr0:2	pr0:1pr0:2				
6779	ACS Sepsi	CSM Iasi	Lu	17:00	9.00	15.0	12.0	40.0	7.13	6.00	17.0	6.50	8.50	8.50	21.0	4.75	17.0	26.0	2.45	3.85	11.0	21.0			
6780	Dinamo B.	FC Voluntari	Lu	20:00	6.00	7.00	7.50	14.0	9.50	6.50	17.0	11.0	23.0	17.0	65.0	3.40	8.00	17.0	2.65	6.00	26.0	31.0			
Winner (final)					Winner (pauză)					Handicap					Primul gol			Victorie dublă			Marchează în ambele reprize				
					W1	W2	Wp1	Wp2	±H	H 1	H X	H 2	PG 1	PG 2	VD	VD	1D	2D	1N	2N	1D	1N			
															11	22									
6779	ACS Sepsi	CSM Iasi	Lu	17:00	2.47	1.49	2.29	1.60	1.0	1.67	3.60	4.25	1.91	1.70	13.8	7.00	5.20	3.70	1.09	1.19	16.0	1.21			
6780	Dinamo B.	FC Voluntari	Lu	20:00	1.22	3.91	1.35	3.12	-1.0	2.90	3.45	2.15	1.55	2.10	4.39	23.7	2.80	6.50	1.39	1.06	12.8	1.45			
Combinatii Winner																									
					1&	1&	1&	1&	1&	1/1&	1&Pr	1/1&	1&G	Pr2+	Pr1+	2&	2&	2&	2&	2/2&	2&Pr				
					1-2	3+	1-3	4+	2-3	3+	2+	Pr2+	G	&Dr1	&Dr2	1-2	3+	1-3	4+	2-3	3+	2+			
6779	ACS Sepsi	CSM Iasi	Lu	17:00	5.72	7.00	4.18	12.8	6.19	12.0	9.90	17.9	7.80	3.69	3.24	3.45	4.30	2.55	7.74	3.73	6.35	6.00			
6780	Dinamo B.	FC Voluntari	Lu	20:00	2.88	3.05	2.05	5.45	2.98	4.15	4.30	6.45	3.75	3.11	2.71	9.24	9.80	6.56	17.0	9.56	18.0	14.0			

## Italia - Serie A

Cod	Gazde	Oaspeti	Zi	Ora	Final							Prima repriză							A doua repriză						
					1	X	2	1X	X2	12	PR1	PRX	PR2	PR	PR	PR	DR1	DRX	DR2	DR	DR	DR			
4993	Lazio	Torino	Lu	22:00	1.53	4.75	5.70	1.15	2.60	1.19	1.93	2.45	5.30	1.10	1.78	1.48	1.75	2.60	5.96	1.04	1.81	1.35			
Total goluri																									
					TG	TG	TG	TG	TG	TG	TG	TG	TG	TG	TG	TG	TG	TG	TG	TG	TG				
					0-1	0-2	0-3	1-2	1-3	2-3	2-4	2-5	3-4	3-5	4-6	2G	2+	3+	4+	5+	6+	7+			
4993	Lazio	Torino	Lu	22:00	5.40	2.40	1.58	2.75	1.70	2.30	1.43	1.26	2.15	1.75	2.60	4.10	1.12	1.55	2.45	4.45	8.00	16.0			
Total goluri prima repriză							Total goluri a doua repriză							Mai multe goluri			Pauză sau Final								
					PR	PR	PR	PR	PR	DR	DR	DR	DR	DR	DR	I>II	I=II	I<II	PsF 1	PsF X	PsF 2				
					0-1	2-3	1+	2+	3+	4+	0-1	2-3	1+	2+	3+	4+									
4993	Lazio	Torino	Lu	22:00	1.60	2.40	1.18	2.20	5.55	8.50	1.95	2.10	1.11	1.73	3.25	5.50	2.95	3.35	2.00	1.35	2.25	3.85			
Pauză - Final											Marchează														
					1-1	1-X	1-2	X-1	X-X	X-2	2-1	2-X	2-2	GM	OM	GN	ON	GG	NG	GG3	GM-	OM-			
																			+	PR1+	PR1+				
4993	Lazio	Torino	Lu	22:00	2.25	17.0	40.0	4.40	5.75	15.0	27.0	17.5	12.5	1.07	1.45	6.00	2.55	1.60	2.30	1.80	1.50	2.45			
Scor corect (Final)											Scor corect (Prima repriză)														
					1:0	2:0	2:1	3:0	0:0	1:1	2:2	0:1	0:2	1:2	0:3	pr1:Cpr2:0	pr2:1pr0:0	pr0:1pr0:2	pr0:1pr0:2	pr0:1pr0:2	pr0:1pr0:2				
4993	Lazio	Torino	Lu	22:00	6.50	6.50	8.00	11.0	14.7	7.00	21.0	13.0	35.0	25.0	100	3.50	6.50	13.0	3.40	7.00	26.0	26.0			

## Italia - Serie A

				Winner (final)		Winner (pauză)		Handicap			Primul gol		Victorie dublă		Marchează în ambele reprize							
				W1	W2	Wp1	Wp2	±H	H 1	H X	H 2	PG 1	PG 2	VD 11	VD 22	1D	2D	1N	2N	1D 2D	1N 2N	
4993	Lazio	Torino	Lu	22:00	1.18	4.50	1.28	3.53	-1.0	2.35	3.50	2.25	1.50	2.40	3.40	25.0	2.15	5.00	1.64	1.10	8.33	1.75
Combinatii Winner																						
					1& 1-2	1& 3+	1& 1-3	1& 4+	1& 2-3	1/1& 3+	1&Pr 2+	1/1& Pr2+	1&G G	Pr2+ &Dr1+	Pr1+ &Dr2+	2& 1-2	2& 3+	2& 1-3	2& 4+	2& 2-3	2/2& 3+	2&Pr 2+
4993	Lazio	Torino	Lu	22:00	3.50	1.95	2.16	3.10	2.92	2.65	2.75	3.80	2.70	2.18	1.82	13.3	7.25	8.21	10.9	11.1	15.4	10.6

## Spania - LaLiga

Cod	Gazde	Oaspeti	Zi	Ora	Final					Prima repriză					A doua repriză							
					1	X	2	1X	X2	12	PR1	PRX	PR2	PR 1X	PR 1X2	PR 12	DR1	DRX	DR2	DR 1X	DR 1X2	DR 12
5008	Espanyol	Girona CF	Lu	22:00	2.05	3.45	3.75	1.30	1.80	1.30	2.65	2.05	4.00	1.19	1.41	1.69	2.35	2.35	3.66	1.17	1.43	1.43
Total goluri																						
					TG 0-1	TG 0-2	TG 0-3	TG 1-2	TG 1-3	TG 2-3	TG 2-4	TG 2-5	TG 3-4	TG 3-5	TG 4-6	TG 2G	TG 2+	TG 3+	TG 4+	TG 5+	TG 6+	TG 7+
5008	Espanyol	Girona CF	Lu	22:00	2.95	1.70	1.23	1.95	1.40	2.05	1.52	1.38	2.55	2.35	4.00	3.40	1.33	2.05	3.75	7.65	19.0	40.0
					Total goluri prima repriză					Total goluri a doua repriză					Mai multe goluri			Pauză sau Final				
					PR 0-1	PR 2-3	PR 1+	PR 2+	PR 3+	PR 4+	DR 0-1	DR 2-3	DR 1+	DR 2+	DR 3+	DR 4+	>II	I=II	I<II	PsF 1	PsF X	PsF 2
5008	Espanyol	Girona CF	Lu	22:00	1.34	3.20	1.43	3.05	8.35	18.0	1.55	2.55	1.21	2.20	5.25	17.0	3.15	3.20	1.95	1.70	1.75	3.00
					Pauză - Final					Marchează												
					1-1	1-X	1-2	X-1	X-X	X-2	2-1	2-X	2-2	GM	OM	GN	ON	GG	NG	GG3	GM-	OM-
5008	Espanyol	Girona CF	Lu	22:00	3.45	16.0	31.0	5.30	5.00	6.25	28.0	16.5	7.50	1.22	1.45	3.85	2.55	1.80	2.00	2.30	2.00	2.55
					Scor corect (Final)					Scor corect (Prima repriză)												
					1:0	2:0	2:1	3:0	0:0	1:1	2:2	0:1	0:2	1:2	0:3	pr1:Cpr2:0	pr2:1pr0:0	pr0:1pr0:2	pr0:2pr1:2			
5008	Espanyol	Girona CF	Lu	22:00	6.50	8.00	8.50	19.0	8.05	6.00	17.0	9.50	15.0	13.0	50.0	3.75	10.0	17.0	2.60	5.00	17.0	26.0
					Winner (final)		Winner (pauză)		Handicap			Primul gol		Victorie dublă		Marchează în ambele reprize						
					W1	W2	Wp1	Wp2	±H	H 1	H X	H 2	PG 1	PG 2	VD 11	VD 22	1D	2D	1N	2N	1D 2D	1N 2N
5008	Espanyol	Girona CF	Lu	22:00	1.46	2.66	1.57	2.36	-1.0	3.80	3.55	1.80	1.70	2.00	6.25	15.0	3.45	5.25	1.24	1.10	13.5	1.30
Combinatii Winner																						
					1& 1-2	1& 3+	1& 1-3	1& 4+	1& 2-3	1/1& 3+	1&Pr 2+	1/1& Pr2+	1&G G	Pr2+ &Dr1+	Pr1+ &Dr2+	2& 1-2	2& 3+	2& 1-3	2& 4+	2& 2-3	2/2& 3+	2&Pr 2+
5008	Espanyol	Girona CF	Lu	22:00	3.39	3.50	2.43	6.50	3.56	5.00	5.05	7.80	4.15	3.30	2.81	6.20	6.36	4.45	11.9	6.51	11.5	9.69

## Meci amical intercluburi

Cod	Gazde	Oaspeti	Zi	Ora	Final					Prima repriză					A doua repriză							
					1	X	2	1X	X2	12	PR1	PRX	PR2	PR 1X	PR 1X2	PR 12	DR1	DRX	DR2	DR 1X	DR 1X2	DR 12
3948	Jong Utrecht	Jong Almere C	Lu	15:00	1.45	4.50	5.00	1.10	2.37	1.12	1.85	2.70	5.10	1.04	1.67	1.29	1.70	3.20	6.06	1.04	1.86	1.25
3998	Plateau Unite	Enyimba	Lu	16:00	2.50	2.90	2.75	1.35	1.40	1.30	3.15	1.90	3.75	1.13	1.20	1.63	2.80	2.25	3.10	1.25	1.30	1.45
Total goluri																						
					TG 0-1	TG 0-2	TG 0-3	TG 1-2	TG 1-3	TG 2-3	TG 2-4	TG 2-5	TG 3-4	TG 3-5	TG 4-6	TG 2G	TG 2+	TG 3+	TG 4+	TG 5+	TG 6+	TG 7+
3948	Jong Utrecht	Jong Almere C	Lu	15:00	6.50	3.00	1.80	3.35	2.00	2.45	1.54	1.31	2.00	1.70	2.10	4.30	1.06	1.35	1.85	3.00	5.00	9.50
3998	Plateau Unite	Enyimba	Lu	16:00	2.65	1.50	1.15	1.75	1.33	2.00	1.60	1.44	2.95	2.55	5.00	3.10	1.35	2.40	4.70	10.0	16.0	48.0
					Total goluri prima repriză					Total goluri a doua repriză					Mai multe goluri			Pauză sau Final				
					PR 0-1	PR 2-3	PR 1+	PR 2+	PR 3+	PR 4+	DR 0-1	DR 2-3	DR 1+	DR 2+	DR 3+	DR 4+	>II	I=II	I<II	PsF 1	PsF X	PsF 2
3948	Jong Utrecht	Jong Almere C	Lu	15:00	-	-	-	-	-	-	-	-	-	-	-	-	2.85	3.40	2.05	1.35	2.45	3.00
3998	Plateau Unite	Enyimba	Lu	16:00	1.26	3.80	1.58	3.65	9.50	29.0	1.43	2.85	1.33	2.60	6.50	23.0	3.15	3.20	1.95	2.05	1.55	2.35
					Pauză - Final					Marchează												

## Meci amical intercluburi

			Pauză - Final										Marchează									
			1-1	1-X	1-2	X-1	X-X	X-2	2-1	2-X	2-2	GM	OM	GN	ON	GG	NG	GG3	GM-	OM-		
																		+	PR1+	PR1+		
3948	Jong Utrecht	Jong Almere C	Lu	15:00	2.15	17.0	35.0	4.40	5.75	16.0	22.0	17.5	8.50	1.07	1.32	5.50	2.80	1.45	2.55	1.65	1.33	2.30
3998	Plateau Unite	Enyimba	Lu	16:00	4.35	15.0	28.0	5.60	4.65	5.75	28.0	15.0	4.55	1.35	1.42	2.70	2.45	2.05	1.70	2.75	2.35	2.60
			Winner (final)		Winner (pauză)		Handicap			Primul gol		Victorie dublă		Marchează în ambele reprize								
			W1	W2	Wp1	Wp2	±H	H 1	H X	H 2	PG 1	PG 2	VD 11	VD 22	1D	2D	1N	2N	1D 2D	1N 2N		
3948	Jong Utrecht	Jong Almere C	Lu	15:00	1.13	3.90	1.29	3.56	-1.0	2.20	3.50	2.37	-	-	-	-	-	-	-	-	-	-
3998	Plateau Unite	Enyimba	Lu	16:00	1.64	1.80	1.74	2.07	-1.0	5.10	3.80	1.40	-	-	-	-	-	-	-	-	-	-

## Cecafa Cup

Cod	Gazde	Oaspeti	Zi	Ora	1	X	2	1X	X2	12	PR1	PRX	PR2	PR 1X	PR X2	PR 12	DR1	DRX	DR2	DR 1X	DR X2	DR 12
3999	Libia	Zanzibar	Lu	13:00	2.50	2.90	2.75	1.35	1.40	1.30	3.15	1.85	3.90	1.11	1.20	1.67	2.80	2.25	3.10	1.25	1.30	1.45
4000	Sudanul de Su	Burundi	Lu	14:00	9.00	5.00	1.25	3.21	-	1.10	8.50	2.60	1.65	1.89	-	1.31	8.09	3.50	1.40	2.44	-	1.19
4001	Kenya	Tanzania	Lu	15:00	1.60	3.40	5.20	1.10	2.05	1.22	2.17	2.05	6.00	1.01	1.46	1.53	1.85	2.50	5.03	1.08	1.71	1.40
			TG 0-1	TG 0-2	TG 0-3	TG 1-2	TG 1-3	TG 2-3	TG 2-4	TG 2-5	TG 3-4	TG 3-5	TG 4-6	TG 2G	TG 2+	TG 3+	TG 4+	TG 5+	TG 6+	TG 7+		
3999	Libia	Zanzibar	Lu	13:00	2.90	1.45	1.22	1.50	1.27	1.95	1.52	1.42	2.75	2.70	3.70	2.80	1.30	2.55	3.40	5.20	16.0	45.0
4000	Sudanul de Su	Burundi	Lu	14:00	4.60	2.25	1.43	2.50	1.60	2.15	1.42	1.24	2.30	1.75	2.65	4.40	1.12	1.60	2.40	3.50	6.50	10.0
4001	Kenya	Tanzania	Lu	15:00	3.20	1.60	1.27	1.70	1.35	2.05	1.45	1.35	2.55	2.40	3.40	3.10	1.24	2.20	3.10	4.45	11.0	35.0
			PR 0-1	PR 2-3	PR 1+	PR 2+	±H	H 1	H X	H 2	W1	W2	Wp1	Wp2	I>II	I=II	I<II	Psf 1	Psf X	Psf 2		
3999	Libia	Zanzibar	Lu	13:00	1.30	3.60	1.28	2.90	-1.0	5.10	3.80	1.40	1.64	1.80	1.70	2.11	3.15	3.20	1.95	2.05	1.50	2.40
4000	Sudanul de Su	Burundi	Lu	14:00	-	-	-	-	1.0	3.21	3.80	1.67	7.20	-	5.83	1.13	2.85	3.40	2.05	6.01	2.35	1.18
4001	Kenya	Tanzania	Lu	15:00	1.35	3.30	1.25	2.65	-1.0	2.60	3.50	2.05	1.13	3.67	1.28	3.54	2.95	3.35	2.00	1.49	1.64	3.94
			1-1	1-X	1-2	X-1	X-X	X-2	2-1	2-X	2-2	GM	OM	GN	ON	GG	NG	GG3	GM-	OM-		
3999	Libia	Zanzibar	Lu	13:00	4.35	15.0	28.0	5.60	4.65	5.75	28.0	15.0	4.55	1.42	1.45	2.45	2.35	2.20	1.60	2.90	2.40	2.60
4000	Sudanul de Su	Burundi	Lu	14:00	16.0	19.0	29.0	19.5	8.00	4.20	50.0	19.0	1.75	-	-	-	-	-	-	-	-	-
4001	Kenya	Tanzania	Lu	15:00	2.40	17.0	35.0	4.50	5.75	11.0	25.0	17.0	9.50	1.18	1.75	3.80	1.85	2.20	1.60	2.60	1.80	3.33

## America Centrala si Caraibe Games

Cod	Gazde	Oaspeti	Zi	Ora	1	X	2	1X	X2	12	PR1	PRX	PR2	PR 1X	PR X2	PR 12	DR1	DRX	DR2	DR 1X	DR X2	DR 12
4025	Honduras	EL Salvador	Lu	23:59	2.00	3.30	3.25	1.25	1.65	1.24	2.60	2.00	4.30	1.08	1.31	1.56	2.30	2.35	3.79	1.16	1.45	1.45
			TG 0-1	TG 0-2	TG 0-3	TG 1-2	TG 1-3	TG 2-3	TG 2-4	TG 2-5	TG 3-4	TG 3-5	TG 4-6	TG 2G	TG 2+	TG 3+	TG 4+	TG 5+	TG 6+	TG 7+		
4025	Honduras	EL Salvador	Lu	23:59	3.30	1.65	1.30	1.75	1.40	2.05	1.42	1.32	2.55	2.30	3.30	3.20	1.23	2.10	2.90	4.30	10.0	30.0
			PR 0-1	PR 2-3	PR 1+	PR 2+	±H	H 1	H X	H 2	W1	W2	Wp1	Wp2	I>II	I=II	I<II	Psf 1	Psf X	Psf 2		
4025	Honduras	EL Salvador	Lu	23:59	1.38	3.10	1.24	2.55	-1.0	3.80	3.55	1.65	1.39	2.27	-	-	3.15	3.20	1.95	1.67	1.70	2.70
			1-1	1-X	1-2	X-1	X-X	X-2	2-1	2-X	2-2	GM	OM	GN	ON	GG	NG	GG3	GM-	OM-		
4025	Honduras	EL Salvador	Lu	23:59	3.45	16.0	32.0	5.00	5.00	6.50	28.0	16.5	5.70	1.25	1.42	3.20	2.45	1.85	1.85	2.40	1.95	2.75

## Meci amical intertari U20, Feminin

Cod	Gazde	Oaspeti	Zi	Ora	1	X	2	1X	X2	12	PR1	PRX	PR2	PR 1X	PR X2	PR 12	DR1	DRX	DR2	DR 1X	DR X2	DR 12
3082	USA U20 (F)	Brazilia U20	Lu	23:59	1.15	7.00	10.0	-	4.15	1.03	1.45	3.10	10.0	-	2.26	1.21	1.30	3.85	10.6	-	2.82	1.15
			TG 0-1	TG 0-2	TG 0-3	TG 1-2	TG 1-3	TG 2-3	TG 2-4	TG 2-5	TG 3-4	TG 3-5	TG 4-6	TG 2G	TG 2+	TG 3+	TG 4+	TG 5+	TG 6+	TG 7+		
3082	USA U20 (F)	Brazilia U20	Lu	23:59	6.50	2.95	1.80	3.35	2.00	2.45	1.54	1.31	2.10	1.70	2.25	4.30	1.06	1.35	1.85	2.90	4.95	10.0
			PR 0-1	PR 2-3	PR 1+	PR 2+	±H	H 1	H X	H 2	W1	W2	Wp1	Wp2	I>II	I=II	I<II	Psf 1	Psf X	Psf 2		
3082	USA U20 (F)	Brazilia U20	Lu	23:59	-	-	-	-	-1.0	1.48	4.00	4.15	-	8.57	1.08	7.45	2.85	3.40	2.05	1.07	2.80	6.67
			1-1	1-X	1-2	X-1	X-X	X-2	2-1	2-X	2-2	GM	OM	GN	ON	GG	NG	GG3	GM-	OM-		
3082	USA U20 (F)	Brazilia U20	Lu	23:59	1.55	23.0	55.0	4.10	9.00	23.0	23.0	21.0	20.0	-	-	-	-	-	-	-	-	-

## Anglia - Championship

Cod Gazde	Oaspeti	Zi	Ora	Final								Prima repriză						A doua repriză						
				1	X	2	1X	X2	12	PR1	PRX	PR2	PR	PR	PR	DR1	DRX	DR2	DR	DR	DR			
				TG	TG	TG	TG	TG	TG	TG	TG	TG	TG	TG	TG	TG	TG	TG	TG	TG				
				0-1	0-2	0-3	1-2	1-3	2-3	2-4	2-5	3-4	3-5	4-6	2G	2+	3+	4+	5+	6+	7+			
3918	Reading	Cardiff City	Lu 22:00	2.80	3.20	2.55	1.50	1.42	1.33	3.50	2.00	2.95	1.31	1.22	1.70	3.20	2.30	2.70	1.32	1.22	1.55			
				Total goluri																				
				Total goluri prima repriză									Total goluri a doua repriză						Mai multe goluri			Pauză sau Final		
				PR	PR	PR	PR	PR	PR	DR	DR	DR	DR	DR	DR	DR	I>II	I=II	I<II	PsF	1PsF	XPsF	2PsF	
				0-1	2-3	1+	2+	3+	4+	0-1	2-3	1+	2+	3+	4+									
3918	Reading	Cardiff City	Lu 22:00	3.10	1.70	1.23	1.95	1.40	2.05	1.52	1.37	2.55	2.15	4.00	3.40	1.25	2.10	3.75	7.80	12.0	40.0			
				Pauză - Final									Marchează											
				1-1	1-X	1-2	X-1	X-X	X-2	2-1	2-X	2-2	GM	OM	GN	ON	GG	NG	GG3	GM+	OM+	PR1+	PR1+	
3918	Reading	Cardiff City	Lu 22:00	1.35	3.10	1.41	2.90	8.20	16.0	1.58	2.50	1.20	2.15	4.75	13.0	3.15	3.20	1.95	2.25	1.70	2.10			
				Scor corect (Final)									Scor corect (Prima repriză)											
				1:0	2:0	2:1	3:0	0:0	1:1	2:2	0:1	0:2	1:2	0:3	pr1:Cpr	2:0	pr2:1pr	0:0	pr0:1	pr0:2	pr1:2			
3918	Reading	Cardiff City	Lu 22:00	8.50	13.0	11.0	35.0	9.18	6.00	17.0	7.00	9.50	8.50	25.0	4.50	13.0	21.0	2.65	4.00	12.0	21.0			
				Winner (final)		Winner (pauză)		Handicap			Primul gol		Victorie dublă		Marchează în ambele reprize									
				W1	W2	Wp1	Wp2	±H	H 1	H X	H 2	PG 1	PG 2	VD 11	VD 22	1D	2D	1N	2N	1D 2D	1N 2N			
3918	Reading	Cardiff City	Lu 22:00	1.95	1.75	1.90	1.80	1.0	1.50	3.70	5.25	1.85	1.75	11.0	8.00	4.25	3.80	1.18	1.22	12.8	1.28			
				Combinatii Winner																				
				1&	1&	1&	1&	1&	1/1&	1&Pr	1/1&	1&G	Pr2+	Pr1+	2&	2&	2&	2&	2&	2/2&	2&Pr			
				1-2	3+	1-3	4+	2-3	3+	2+	Pr2+	G	&Dr1	&Dr2	1-2	3+	1-3	4+	2-3	3+	2+			
3918	Reading	Cardiff City	Lu 22:00	5.07	5.10	3.60	9.00	5.25	8.00	7.35	12.5	5.40	3.11	2.71	4.07	4.70	2.89	8.30	4.21	7.00	5.90			

## Franta - Ligue 2

Cod Gazde	Oaspeti	Zi	Ora	Final								Prima repriză						A doua repriză						
				1	X	2	1X	X2	12	PR1	PRX	PR2	PR	PR	PR	DR1	DRX	DR2	DR	DR	DR			
				TG	TG	TG	TG	TG	TG	TG	TG	TG	TG	TG	TG	TG	TG	TG	TG	TG	TG			
				0-1	0-2	0-3	1-2	1-3	2-3	2-4	2-5	3-4	3-5	4-6	2G	2+	3+	4+	5+	6+	7+			
3883	Nimes	Clermont	Lu 21:45	1.80	3.40	4.50	1.18	1.95	1.30	2.35	2.17	4.30	1.15	1.49	1.58	2.15	2.40	4.15	1.15	1.50	1.40			
				Total goluri																				
				Total goluri prima repriză									Total goluri a doua repriză						Mai multe goluri			Pauză sau Final		
				PR	PR	PR	PR	PR	PR	DR	DR	DR	DR	DR	DR	DR	I>II	I=II	I<II	PsF	1PsF	XPsF	2PsF	
				0-1	2-3	1+	2+	3+	4+	0-1	2-3	1+	2+	3+	4+									
3883	Nimes	Clermont	Lu 21:45	3.60	1.90	1.32	2.15	1.48	2.10	1.46	1.28	2.35	2.00	3.50	3.70	1.16	1.80	3.10	5.75	10.0	30.0			
				Pauză - Final									Marchează											
				1-1	1-X	1-2	X-1	X-X	X-2	2-1	2-X	2-2	GM	OM	GN	ON	GG	NG	GG3	GM+	OM+	PR1+	PR1+	
3883	Nimes	Clermont	Lu 21:45	3.10	16.5	33.0	4.80	5.50	7.50	26.0	16.5	8.00	1.17	1.40	4.00	2.70	1.70	2.00	2.10	1.65	2.50			
				Scor corect (Final)									Scor corect (Prima repriză)											
				1:0	2:0	2:1	3:0	0:0	1:1	2:2	0:1	0:2	1:2	0:3	pr1:Cpr	2:0	pr2:1pr	0:0	pr0:1	pr0:2	pr1:2			
3883	Nimes	Clermont	Lu 21:45	6.00	7.00	8.00	17.0	9.31	6.50	17.0	10.0	20.0	15.0	50.0	3.67	8.50	15.0	2.85	5.50	17.0	26.0			
				Winner (final)		Winner (pauză)		Handicap			Primul gol		Victorie dublă		Marchează în ambele reprize									
				W1	W2	Wp1	Wp2	±H	H 1	H X	H 2	PG 1	PG 2	VD 11	VD 22	1D	2D	1N	2N	1D 2D	1N 2N			
3883	Nimes	Clermont	Lu 21:45	1.31	3.07	1.45	2.66	-1.0	3.20	3.50	1.95	1.60	2.05	5.05	17.9	2.55	4.33	1.39	1.14	9.20	1.48			
				Combinatii Winner																				

## Franta - Ligue 2

				Combinatii Winner																	
				1& 1-2	1& 3+	1& 1-3	1& 4+	1& 2-3	1/1& 3+	1&Pr 2+	1/1& Pr2+	1&G G	Pr2+ &Dr1	Pr1+ &Dr2	2& 1-2	2& 3+	2& 1-3	2& 4+	2& 2-3	2/2& 3+	2&Pr 2+
3883	Nimes	Clermont	Lu 21:45	3.37	2.75	2.32	4.50	3.29	4.35	4.15	6.50	3.50	2.74	2.49	7.93	6.64	5.46	11.4	7.74	11.8	9.77

## Germania - 2. Bundesliga

				Final					Prima repriză					A doua repriză									
Cod	Gazde	Oaspeti	Zi Ora	1	X	2	1X	X2	12	PR1	PRX	PR2	PR 1X	PR 1X2	PR 12	DR1	DRX	DR2	DR 1X	DR 1X2	DR 12		
3939	F.Dusseldorf	1. FC Nurnber	Lu 21:30	2.40	3.30	2.90	1.37	1.50	1.30	2.80	2.15	3.60	1.19	1.32	1.56	2.55	2.50	3.35	1.20	1.35	1.40		
				Total goluri																			
				TG 0-1	TG 0-2	TG 0-3	TG 1-2	TG 1-3	TG 2-3	TG 2-4	TG 2-5	TG 3-4	TG 3-5	TG 4-6	TG 2G	TG 2+	TG 3+	TG 4+	TG 5+	TG 6+	TG 7+		
3939	F.Dusseldorf	1. FC Nurnber	Lu 21:30	3.80	1.95	1.35	2.25	1.48	2.15	1.45	1.28	2.30	1.90	3.40	3.80	1.16	1.75	3.00	5.80	8.50	25.0		
				Total goluri prima repriză					Total goluri a doua repriză					Mai multe goluri			Pauză sau Final						
				PR 0-1	PR 2-3	PR 1+	PR 2+	PR 3+	PR 4+	DR 0-1	DR 2-3	DR 1+	DR 2+	DR 3+	DR 4+	I>II	I=II	I<II	PsF 1	PsF X	PsF 2		
3939	F.Dusseldorf	1. FC Nurnber	Lu 21:30	1.44	2.90	1.36	2.65	7.50	13.0	1.65	2.35	1.16	2.05	4.35	9.00	3.15	3.20	1.95	1.95	1.80	2.35		
				Pauză - Final					Marchează														
				1-1	1-X	1-2	X-1	X-X	X-2	2-1	2-X	2-2	GM	OM	GN	ON	GG	NG	GG3	GM-	OM-		
				+																			
3939	F.Dusseldorf	1. FC Nurnber	Lu 21:30	4.00	15.5	29.0	5.40	4.75	5.90	28.0	16.0	5.00	1.22	1.27	3.80	3.40	1.60	2.20	2.00	1.80	2.15		
				Scor corect (Final)										Scor corect (Prima repriză)									
				1:0	2:0	2:1	3:0	0:0	1:1	2:2	0:1	0:2	1:2	0:3	pr1:Cpr2:0	pr2:1pr0:0	pr0:1	pr0:2	pr1:2				
3939	F.Dusseldorf	1. FC Nurnber	Lu 21:30	6.50	9.00	8.50	22.0	8.41	6.00	17.0	9.00	14.0	11.0	35.0	4.00	10.0	17.0	2.85	4.67	15.0	21.0		
				Winner (final)		Winner (pauză)		Handicap			Primul gol		Victorie dublă		Marchează în ambele reprize								
				W1	W2	Wp1	Wp2	±H	H 1	H X	H 2	PG 1	PG 2	VD 11	VD 22	1D	2D	1N	2N	1D 2D	1N 2N		
3939	F.Dusseldorf	1. FC Nurnber	Lu 21:30	1.57	2.09	1.69	2.17	-1.0	4.50	3.65	1.50	1.70	1.90	7.50	11.0	3.20	3.50	1.25	1.20	9.04	1.44		
				Combinatii Winner																			
				1& 1-2	1& 3+	1& 1-3	1& 4+	1& 2-3	1/1& 3+	1&Pr 2+	1/1& Pr2+	1&G G	Pr2+ &Dr1	Pr1+ &Dr2	2& 1-2	2& 3+	2& 1-3	2& 4+	2& 2-3	2/2& 3+	2&Pr 2+		
3939	F.Dusseldorf	1. FC Nurnber	Lu 21:30	4.10	3.43	2.82	5.91	4.00	5.50	5.05	8.00	4.20	2.74	2.49	5.47	4.58	3.76	7.88	5.34	7.50	6.74		

## Anglia Amatori - Southern Premier League

Cod	Gazde	Oaspeti	Zi Ora	1	X	2	1X	X2	12	PR1	PRX	PR2	PR 1X	PR 1X2	PR 12	DR1	DRX	DR2	DR 1X	DR 1X2	DR 12
1012	Hitchin	Slough Town	Lu 21:45	3.00	3.60	2.00	1.65	1.30	1.20	3.45	2.40	2.45	1.35	1.16	1.37	3.27	2.70	2.30	1.48	1.24	1.30
				TG 0-1	TG 0-2	TG 0-3	TG 1-2	TG 1-3	TG 2-3	TG 2-4	TG 2-5	TG 3-4	TG 3-5	TG 4-6	TG 2G	TG 2+	TG 3+	TG 4+	TG 5+	TG 6+	TG 7+
1012	Hitchin	Slough Town	Lu 21:45	6.00	2.55	1.57	2.80	1.80	2.20	1.45	1.20	2.15	1.65	2.35	4.55	1.07	1.45	1.95	2.70	4.00	8.00
				PR 0-1	PR 2-3	PR 1+	PR 2+	±H	H 1	H X	H 2	W1	W2	Wp1	Wp2	I>II	I=II	I<II	PsF 1	PsF X	PsF 2
1012	Hitchin	Slough Town	Lu 21:45	1.60	2.10	1.13	2.05	1.0	1.65	3.55	3.50	2.17	1.44	2.27	1.61	3.15	3.20	1.95	2.20	2.10	1.65
				1-1	1-X	1-2	X-1	X-X	X-2	2-1	2-X	2-2	GM	OM	GN	ON	GG	NG	GG3	GM-	OM-
				+																	
1012	Hitchin	Slough Town	Lu 21:45	5.70	16.5	28.0	6.50	5.00	5.00	32.0	16.0	3.45	1.20	1.12	3.50	4.50	1.40	2.70	1.60	1.85	1.60

## Anglia Amatori - U23 Professional Dev. Leag.2

Cod	Gazde	Oaspeti	Zi Ora	1	X	2	1X	X2	12	PR1	PRX	PR2	PR 1X	PR 1X2	PR 12	DR1	DRX	DR2	DR 1X	DR 1X2	DR 12
2181	Millwall U23	Queens Park R	Lu 15:00	2.40	4.00	2.25	1.50	1.44	1.16	3.30	2.33	2.65	1.30	1.18	1.40	2.87	2.70	2.55	1.39	1.31	1.35
2182	Sheffield Wed	Burnley U23	Lu 15:00	1.50	4.50	4.50	1.12	2.25	1.12	1.92	2.55	5.00	1.05	1.61	1.32	1.75	3.00	4.85	1.11	1.85	1.29
2184	Watford U23	Ipswich U23	Lu 15:00	1.85	4.50	2.87	1.31	1.75	1.12	2.30	2.40	3.85	1.12	1.41	1.37	2.15	2.70	3.63	1.20	1.55	1.35
				TG 0-1	TG 0-2	TG 0-3	TG 1-2	TG 1-3	TG 2-3	TG 2-4	TG 2-5	TG 3-4	TG 3-5	TG 4-6	TG 2G	TG 2+	TG 3+	TG 4+	TG 5+	TG 6+	TG 7+





# Anglia Amatori - Isthmian Football League, South Div.

## Campionatul Asiei de Est (F)

Cod	Gazde	Oaspeti	Zi	Ora	Final							Prima repriză						A doua repriză					
					1	X	2	1X	X2	12	PR1	PRX	PR2	PR	PR	PR	DR1	DRX	DR2	DR	DR	DR	
					TG	TG	TG	TG	TG	TG	TG	TG	TG	TG	TG	TG	TG	TG	TG	TG			
					0-1	0-2	0-3	1-2	1-3	2-3	2-4	2-5	3-4	3-5	4-6	2G	2+	3+	4+	5+	6+	7+	
1046	Japonia (F)	China (F)	Lu	11:55	1.30	4.70	7.75	1.02	2.92	1.11	1.73	2.40	8.50	-	1.79	1.37	1.50	2.90	6.70	1.02	2.18	1.30	
					Total goluri																		
1046	Japonia (F)	China (F)	Lu	11:55	4.00	2.00	1.40	2.30	1.55	2.20	1.44	1.28	2.25	1.90	3.25	3.80	1.15	1.70	2.70	4.80	8.50	16.0	
					Total goluri prima repriză							Total goluri a doua repriză				Mai multe goluri			Pauză sau Final				
					PR	PR	PR	PR	PR	DR	DR	DR	DR	DR	DR	I>II	I=II	I<II	PsF 1	PsF X	PsF 2		
					0-1	2-3	1+	2+	3+	0-1	2-3	1+	2+	3+	4+								
1046	Japonia (F)	China (F)	Lu	11:55	1.49	2.75	1.30	2.50	6.00	11.0	1.73	2.25	1.15	1.95	3.90	7.50	2.85	3.40	2.05	1.22	2.10	5.50	
					Pauză - Final							Marchează											
					1-1	1-X	1-2	X-1	X-X	X-2	2-1	2-X	2-2	GM	OM	GN	ON	GG	NG	GG3	GM-	OM-	
																				+	PR1+	PR1+	
1046	Japonia (F)	China (F)	Lu	11:55	1.85	19.0	50.0	4.30	7.50	19.0	28.0	19.0	15.0	1.07	1.90	5.50	1.70	2.10	1.65	2.35	1.45	3.40	
					Winner (final)		Winner (pauză)		Handicap			Primul gol		Victorie dublă		Marchează în ambele reprize							
					W1	W2	Wp1	Wp2	±H	H 1	H X	H 2	PG 1	PG 2	VD	VD	1D	2D	1N	2N	1D	1N	
															11	22					2D	2N	
1046	Japonia (F)	China (F)	Lu	11:55	1.02	6.10	1.14	5.58	-1.0	1.80	3.75	2.90	-	-	-	-	-	-	-	-	-	-	

## Portugalia - Primeira Liga

Cod	Gazde	Oaspeti	Zi	Ora	Final							Prima repriză						A doua repriză					
					1	X	2	1X	X2	12	PR1	PRX	PR2	PR	PR	PR	DR1	DRX	DR2	DR	DR	DR	
					TG	TG	TG	TG	TG	TG	TG	TG	TG	TG	TG	TG	TG	TG	TG	TG	TG		
					0-1	0-2	0-3	1-2	1-3	2-3	2-4	2-5	3-4	3-5	4-6	2G	2+	3+	4+	5+	6+	7+	
4106	Guimaraes	CD Feirense	Lu	21:00	1.60	3.70	5.80	1.12	2.25	1.26	2.15	2.12	5.80	1.07	1.59	1.60	1.95	2.40	5.40	1.08	1.71	1.50	
4108	Maritimo	Braga	Lu	23:00	3.30	3.10	2.25	1.60	1.30	1.35	4.00	1.95	2.85	1.34	1.17	1.75	3.50	2.25	2.55	1.36	1.20	1.55	
					Total goluri																		
4106	Guimaraes	CD Feirense	Lu	21:00	3.20	1.75	1.25	2.00	1.42	2.07	1.50	1.35	2.50	2.10	3.85	3.50	1.23	1.95	3.50	7.00	11.0	38.0	
4108	Maritimo	Braga	Lu	23:00	2.90	1.60	1.18	1.85	1.35	2.00	1.56	1.40	2.75	2.40	4.40	3.20	1.30	2.20	4.15	8.70	14.0	44.0	
					Total goluri prima repriză							Total goluri a doua repriză				Mai multe goluri			Pauză sau Final				
					PR	PR	PR	PR	PR	DR	DR	DR	DR	DR	DR	I>II	I=II	I<II	PsF 1	PsF X	PsF 2		
					0-1	2-3	1+	2+	3+	0-1	2-3	1+	2+	3+	4+								
4106	Guimaraes	CD Feirense	Lu	21:00	1.35	3.10	1.41	2.90	8.20	16.0	1.58	2.50	1.20	2.15	4.75	13.0	2.95	3.35	2.00	1.45	1.85	4.50	
4108	Maritimo	Braga	Lu	23:00	1.30	3.40	1.51	3.20	9.20	23.0	1.50	2.70	1.29	2.40	6.00	17.0	3.15	3.20	1.95	2.70	1.65	1.95	
					Pauză - Final							Marchează											
					1-1	1-X	1-2	X-1	X-X	X-2	2-1	2-X	2-2	GM	OM	GN	ON	GG	NG	GG3	GM-	OM-	
																				+	PR1+	PR1+	
4106	Guimaraes	CD Feirense	Lu	21:00	2.42	17.0	35.0	4.50	5.75	11.0	25.0	17.0	11.0	1.15	1.65	4.75	2.10	1.95	1.75	2.30	1.73	2.85	
4108	Maritimo	Braga	Lu	23:00	6.00	16.0	28.0	5.90	4.75	5.40	29.0	15.5	3.75	1.50	1.28	2.40	3.30	1.95	1.75	2.55	2.80	2.35	
					Scor corect (Final)							Scor corect (Prima repriză)											
					1:0	2:0	2:1	3:0	0:0	1:1	2:2	0:1	0:2	1:2	0:3	pr1:Cpr2:0	pr2:1pr0:0	pr0:1pr0:2	pr1:2				
4106	Guimaraes	CD Feirense	Lu	21:00	6.00	6.50	7.50	13.0	9.50	7.00	19.0	12.0	30.0	21.0	80.0	3.25	7.50	17.0	2.65	6.33	31.0	31.0	
4108	Maritimo	Braga	Lu	23:00	9.00	14.0	11.0	35.0	7.44	6.00	17.0	6.50	9.00	8.50	22.0	4.67	17.0	26.0	2.45	3.85	12.0	21.0	
					Winner (final)		Winner (pauză)		Handicap			Primul gol		Victorie dublă		Marchează în ambele reprize							
					W1	W2	Wp1	Wp2	±H	H 1	H X	H 2	PG 1	PG 2	VD	VD	1D	2D	1N	2N	1D	1N	
															11	22					2D	2N	
4106	Guimaraes	CD Feirense	Lu	21:00	1.17	4.23	1.30	3.50	-1.0	2.60	3.50	2.25	1.52	2.22	3.98	29.2	2.45	6.33	1.42	1.05	12.9	1.39	
4108	Maritimo	Braga	Lu	23:00	2.24	1.52	2.27	1.61	1.0	1.60	3.65	4.30	1.89	1.72	13.5	7.27	5.20	3.75	1.09	1.18	16.3	1.20	
					Combinatii Winner																		
					1&	1&	1&	1&	1&	1/1&	1&Pr	1/1&	1&G	Pr2+	Pr1+	2&	2&	2&	2&	2&	2/2&	2&Pr	
					1-2	3+	1-3	4+	2-3	3+	2+	Pr2+	G	&Dr1	&Dr2	1-2	3+	1-3	4+	2-3	3+	2+	
														+	+								

## Portugalia - Primeira Liga

			Comparații Winner																			
Cod	Gazde	Oaspeti	Zi	Ora	1&1-2	1&3+	1&1-3	1&4+	1&2-3	1/1&3+	1&Pr2+	1/1&Pr2+	1&G	Pr2+&Dr1+	Pr1+&Dr2+	2&1-2	2&3+	2&1-3	2&4+	2&2-3	2/2&3+	2&Pr2+
4106	Guimaraes	CD Feirense	Lu	21:00	2.71	2.60	1.93	4.75	2.81	3.70	3.93	5.61	3.00	3.11	2.71	9.83	9.58	6.98	17.2	10.2	17.6	14.3
4108	Maritimo	Braga	Lu	23:00	5.17	6.15	3.78	11.6	5.59	10.8	8.95	15.4	7.00	3.69	3.24	3.53	4.19	2.57	7.91	3.81	6.76	6.10

## Belgia - Rezerve League 1A

Cod	Gazde	Oaspeti	Zi	Ora	1	X	2	1X	X2	12	PR1	PRX	PR2	PR1X	PR1X2	PR12	DR1	DRX	DR2	DR1X	DR1X2	DR12
1047	Antwerp U21	SV Zulte Ware	Lu	20:30	2.20	4.00	2.45	1.40	1.55	1.15	2.50	2.65	3.00	1.22	1.34	1.30	2.50	3.00	2.65	1.36	1.41	1.29
1049	Club Brugge U	KV RS Waaslan	Lu	20:30	1.40	4.35	6.00	1.05	2.50	1.12	1.75	2.85	5.20	1.04	1.76	1.25	1.65	3.20	5.00	1.10	2.00	1.20
1052	KRC Genk U21	R.Mouscron-Pe	Lu	20:30	1.35	4.55	7.00	1.03	2.70	1.12	1.68	2.90	5.80	1.01	1.85	1.24	1.55	3.40	5.50	1.07	2.15	1.20
1053	KV Oostende U	Sporting Loke	Lu	20:30	2.40	4.00	2.25	1.50	1.44	1.16	3.10	2.50	2.60	1.31	1.21	1.34	2.76	2.80	2.55	1.39	1.33	1.33
1054	Royal Charler	AS Eupen U21	Lu	20:30	1.65	4.05	3.80	1.18	2.00	1.15	2.05	2.65	4.00	1.11	1.53	1.30	1.90	3.00	3.50	1.18	1.70	1.25
1055	RSC Anderlech	KV Kortrijk U	Lu	20:30	1.25	5.25	9.00	1.01	3.20	1.10	1.57	3.10	7.50	1.02	2.01	1.21	1.40	3.50	7.00	1.03	2.44	1.18
1056	Yellow Red KV	Standard Lieg	Lu	21:00	2.80	3.80	2.05	1.65	1.33	1.18	3.30	2.50	2.45	1.35	1.18	1.34	2.84	3.00	2.35	1.46	1.32	1.29
					TG 0-1	TG 0-2	TG 0-3	TG 1-2	TG 1-3	TG 2-3	TG 2-4	TG 2-5	TG 3-4	TG 3-5	TG 4-6	TG 2G	TG 2+	TG 3+	TG 4+	TG 5+	TG 6+	TG 7+
1047	Antwerp U21	SV Zulte Ware	Lu	20:30	10.0	3.50	2.25	3.50	2.60	2.90	1.55	1.30	2.05	1.48	1.80	5.30	1.02	1.25	1.50	2.00	2.75	4.00
1049	Club Brugge U	KV RS Waaslan	Lu	20:30	10.0	3.50	2.25	3.50	2.60	2.90	1.55	1.30	2.05	1.48	1.80	5.30	1.02	1.25	1.50	2.00	2.75	4.00
1052	KRC Genk U21	R.Mouscron-Pe	Lu	20:30	10.0	3.50	2.25	3.50	2.60	2.90	1.55	1.30	2.05	1.48	1.80	5.30	1.02	1.25	1.50	2.00	2.75	4.00
1053	KV Oostende U	Sporting Loke	Lu	20:30	7.75	2.90	1.75	3.15	2.05	2.40	1.50	1.26	2.15	1.55	2.05	5.00	1.03	1.35	1.75	2.25	3.00	5.00
1054	Royal Charler	AS Eupen U21	Lu	20:30	9.50	3.20	2.10	3.40	2.45	2.80	1.55	1.28	2.07	1.50	1.85	5.20	1.02	1.30	1.55	2.20	3.00	5.00
1055	RSC Anderlech	KV Kortrijk U	Lu	20:30	12.0	3.60	2.50	3.60	2.75	3.00	1.60	1.35	2.05	1.45	1.75	5.50	1.01	1.25	1.40	1.85	2.50	3.50
1056	Yellow Red KV	Standard Lieg	Lu	21:00	7.75	2.90	1.75	3.15	2.05	2.40	1.50	1.26	2.15	1.55	2.05	5.00	1.03	1.35	1.75	2.25	3.00	5.00
					PR 0-1	PR 2-3	PR 1+	PR 2+	±H	H 1	H X	H 2	W1	W2	Wp1	Wp2	I>II	I=II	I<II	PsF 1	PsF X	PsF 2
1047	Antwerp U21	SV Zulte Ware	Lu	20:30	-	-	-	-	-1.0	4.25	3.60	1.55	1.65	1.84	1.73	2.08	3.15	3.20	1.95	1.70	2.40	1.80
1049	Club Brugge U	KV RS Waaslan	Lu	20:30	-	-	-	-	-1.0	1.85	3.60	2.50	1.08	4.62	1.26	3.74	2.85	3.40	2.05	1.30	2.65	3.50
1052	KRC Genk U21	R.Mouscron-Pe	Lu	20:30	-	-	-	-	-1.0	1.80	3.65	2.70	1.05	5.46	1.22	4.20	2.85	3.40	2.05	1.25	2.70	4.00
1053	KV Oostende U	Sporting Loke	Lu	20:30	-	-	-	-	1.0	1.50	3.65	4.00	1.80	1.69	2.08	1.74	3.15	3.20	1.95	1.85	2.30	1.75
1054	Royal Charler	AS Eupen U21	Lu	20:30	-	-	-	-	-1.0	2.50	3.45	2.00	1.24	2.86	1.42	2.78	2.95	3.35	2.00	1.45	2.45	2.50
1055	RSC Anderlech	KV Kortrijk U	Lu	20:30	-	-	-	-	-1.0	1.55	3.80	3.21	1.01	7.29	1.17	4.85	2.85	3.40	2.05	1.18	2.70	5.00
1056	Yellow Red KV	Standard Lieg	Lu	21:00	-	-	-	-	1.0	1.60	3.55	3.78	2.06	1.51	2.22	1.65	3.15	3.20	1.95	2.10	2.30	1.65
					1-1	1-X	1-2	X-1	X-X	X-2	2-1	2-X	2-2	GM	OM	GN	ON	GG	NG	GG3	GM-PR1+	OM-PR1+
1047	Antwerp U21	SV Zulte Ware	Lu	20:30	3.65	15.5	30.0	5.40	4.75	6.00	28.0	16.0	4.00	-	-	-	-	-	-	-	-	-
1049	Club Brugge U	KV RS Waaslan	Lu	20:30	1.90	17.0	50.0	4.30	6.00	17.0	28.0	18.0	11.0	-	-	-	-	-	-	-	-	-
1052	KRC Genk U21	R.Mouscron-Pe	Lu	20:30	1.80	18.0	50.0	4.30	7.00	18.0	28.0	18.0	14.0	-	-	-	-	-	-	-	-	-
1053	KV Oostende U	Sporting Loke	Lu	20:30	4.20	16.0	28.0	5.90	4.75	5.40	29.0	15.5	3.75	-	-	-	-	-	-	-	-	-
1054	Royal Charler	AS Eupen U21	Lu	20:30	2.52	17.0	35.0	4.50	5.50	10.5	25.0	17.0	9.00	-	-	-	-	-	-	-	-	-
1055	RSC Anderlech	KV Kortrijk U	Lu	20:30	1.65	19.0	50.0	4.20	8.00	19.5	29.0	19.0	16.0	-	-	-	-	-	-	-	-	-
1056	Yellow Red KV	Standard Lieg	Lu	21:00	5.00	16.5	28.0	6.25	5.00	5.30	31.0	16.0	3.50	-	-	-	-	-	-	-	-	-

## Bulgaria - Parva Liga

Cod	Gazde	Oaspeti	Zi	Ora	Final					Prima repriză					A doua repriză								
					1	X	2	1X	X2	12	PR1	PRX	PR2	PR1X	PR1X2	PR12	DR1	DRX	DR2	DR1X	DR1X2	DR12	
2190	Pirin Blagoev	Ludogorets	Lu	17:30	10.0	5.00	1.25	3.50	1.03	1.12	7.00	2.40	1.65	2.00	1.03	1.45	7.00	3.00	1.55	2.15	1.03	1.30	
					Total goluri																		
					TG 0-1	TG 0-2	TG 0-3	TG 1-2	TG 1-3	TG 2-3	TG 2-4	TG 2-5	TG 3-4	TG 3-5	TG 4-6	TG 2G	TG 2+	TG 3+	TG 4+	TG 5+	TG 6+	TG 7+	
2190	Pirin Blagoev	Ludogorets	Lu	17:30	4.00	2.00	1.40	2.30	1.55	2.20	1.44	1.28	2.25	1.90	3.25	3.80	1.15	1.70	2.70	4.80	8.50	23.0	
					Total goluri prima repriză					Total goluri a doua repriză					Mai multe goluri			Pauză sau Final					
					PR 0-1	PR 2-3	PR 1+	PR 2+	PR 3+	PR 4+	DR 0-1	DR 2-3	DR 1+	DR 2+	DR 3+	DR 4+	I>II	I=II	I<II	PsF 1	PsF X	PsF 2	
2190	Pirin Blagoev	Ludogorets	Lu	17:30	1.49	2.75	1.30	2.50	6.85	11.0	1.73	2.25	1.15	1.95	3.90	7.50	2.85	3.40	2.05	5.50	2.10	1.22	
					Pauză - Final					Marchează													
					1-1	1-X	1-2	X-1	X-X	X-2	2-1	2-X	2-2	GM	OM	GN	ON	GG	NG	GG3	GM-PR1+	OM-PR1+	
2190	Pirin Blagoev	Ludogorets	Lu	17:30	20.0	27.0	28.0	22.0	8.50	3.75	80.0	20.0	1.80	2.00	1.07	1.65	5.50	2.25	1.55	2.50	3.25	1.40	
					Scor corect (Final)											Scor corect (Prima repriză)							

## Bulgaria - Parva Liga

				Scor corect (Final)										Scor corect (Prima repriză)							
				1:0	2:0	2:1	3:0	0:0	1:1	2:2	0:1	0:2	1:2	0:3	pr1:Cpr2:0	pr2:1pr0:0	pr0:1pr0:2	pr1:2			
				Winner (final)	Winner (pauză)	Handicap			Primul gol	Victorie dublă	Marchează în ambele reprize										
W1	W2	Wp1	Wp2	±H	H 1	H X	H 2	PG 1	PG 2	VD 11	VD 22	1D	2D	1N	2N	1D 2D	1N 2N				
<b>2190</b>	Pirin Blagoev	Ludogorets	Lu 17:30	17.0	40.0	35.0	100	7.26	10.0	30.0	6.50	6.00	9.00	9.00	9.00	51.0	51.0	3.00	2.90	5.25	17.0
<b>2190</b>	Pirin Blagoev	Ludogorets	Lu 17:30	7.20	1.04	5.58	1.14	1.0	3.50	3.75	1.80	-	-	55.0	2.50	9.00	1.90	1.01	1.70	14.9	1.75
<b>2190</b>	Pirin Blagoev	Ludogorets	Lu 17:30	17.5	13.0	11.8	20.6	16.8	25.0	19.1	35.0	22.0	2.57	2.26	2.53	1.80	1.71	3.00	2.42	2.25	2.75

## Cipru - 1st Division

Cod	Gazde	Oaspeti	Zi	Ora	Final							Prima repriză						A doua repriză					
					1	X	2	1X	X2	12	PR1	PRX	PR2	PR	PR	PR	DR1	DRX	DR2	DR	DR	DR	
					PR 0-1	PR 2-3	PR 1+	PR 2+	PR 3+	PR 4+	DR 0-1	DR 2-3	DR 1+	DR 2+	DR 3+	DR 4+	I>II	I=II	I<II	PsF 1	PsF X	PsF 2	
<b>2761</b>	Omonia N	Apollon L	Lu 17:30	3.20	3.35	2.05	1.64	1.27	1.25	3.80	2.20	2.55	1.35	1.14	1.48	3.66	2.35	2.35	1.43	1.17	1.43		
<b>2766</b>	AEL Limassol	Apoel N	Lu 20:00	3.55	3.30	1.95	1.70	1.22	1.25	4.20	2.05	2.55	1.35	1.11	1.56	3.95	2.35	2.25	1.45	1.15	1.45		
<b>2761</b>	Omonia N	Apollon L	Lu 17:30	4.00	2.00	1.40	2.30	1.55	2.20	1.44	1.28	2.25	1.90	3.25	3.80	1.15	1.70	2.70	4.80	8.50	23.0		
<b>2766</b>	AEL Limassol	Apoel N	Lu 20:00	3.10	1.70	1.23	1.95	1.40	2.05	1.52	1.37	2.55	2.15	4.00	3.40	1.25	2.00	3.75	7.80	12.0	40.0		
<b>2761</b>	Omonia N	Apollon L	Lu 17:30	1.49	2.75	1.30	2.50	6.85	11.0	1.73	2.25	1.15	1.95	3.90	7.50	3.15	3.20	1.95	2.55	1.85	1.70		
<b>2766</b>	AEL Limassol	Apoel N	Lu 20:00	1.34	3.20	1.43	3.05	8.35	18.0	1.55	2.55	1.21	2.20	5.25	17.0	2.95	3.35	2.00	2.70	1.75	1.65		
<b>2761</b>	Omonia N	Apollon L	Lu 17:30	6.00	16.5	28.0	6.25	5.00	5.30	31.0	16.0	3.50	1.30	1.18	3.20	4.00	1.60	2.20	2.00	2.25	1.70		
<b>2766</b>	AEL Limassol	Apoel N	Lu 20:00	6.50	16.5	27.0	6.75	5.25	5.00	32.0	16.5	3.35	1.45	1.22	2.55	3.60	1.80	1.90	2.30	2.50	1.90		
<b>2761</b>	Omonia N	Apollon L	Lu 17:30	9.50	15.0	13.0	50.0	8.64	6.00	17.0	6.50	8.00	8.50	19.0	5.00	15.0	21.0	3.00	4.00	9.00	15.0		
<b>2766</b>	AEL Limassol	Apoel N	Lu 20:00	9.50	18.0	15.0	50.0	7.63	6.50	17.0	6.50	7.50	8.00	18.0	5.25	17.0	26.0	2.60	3.67	9.00	17.0		
<b>2761</b>	Omonia N	Apollon L	Lu 17:30	2.24	1.44	2.36	1.58	1.0	1.60	3.55	3.78	-	-	13.9	5.99	3.60	2.60	1.20	1.38	7.80	1.55		
<b>2766</b>	AEL Limassol	Apoel N	Lu 20:00	2.47	1.36	2.49	1.51	1.0	1.70	3.50	3.70	-	-	16.6	5.74	5.25	3.15	1.09	1.26	13.8	1.28		
<b>2761</b>	Omonia N	Apollon L	Lu 17:30	6.24	4.61	4.20	7.32	5.97	8.36	6.78	12.0	5.00	2.57	2.26	4.00	2.95	2.69	4.69	3.82	4.88	4.34		
<b>2766</b>	AEL Limassol	Apoel N	Lu 20:00	5.87	6.02	4.21	11.3	6.17	10.7	9.18	15.9	7.00	3.30	2.81	3.22	3.31	2.31	6.20	3.39	5.49	5.04		

## Danemarca - Superligaen

Cod	Gazde	Oaspeti	Zi	Ora	Final							Prima repriză						A doua repriză					
					1	X	2	1X	X2	12	PR1	PRX	PR2	PR	PR	PR	DR1	DRX	DR2	DR	DR	DR	
					PR 0-1	PR 2-3	PR 1+	PR 2+	PR 3+	PR 4+	DR 0-1	DR 2-3	DR 1+	DR 2+	DR 3+	DR 4+	I>II	I=II	I<II	PsF 1	PsF X	PsF 2	
<b>3871</b>	Randers	Midtjylland	Lu 20:00	4.50	4.00	1.70	2.00	1.17	1.20	4.70	2.25	2.20	1.53	1.10	1.51	4.57	2.55	1.95	1.63	1.10	1.36		

## Danemarca - Superligaen

Cod	Gazde	Oaspeti	Zi	Ora	Total goluri																		
					TG 0-1	TG 0-2	TG 0-3	TG 1-2	TG 1-3	TG 2-3	TG 2-4	TG 2-5	TG 3-4	TG 3-5	TG 4-6	TG 2G	TG 2+	TG 3+	TG 4+	TG 5+	TG 6+	TG 7+	
					PR 0-1	PR 2-3	PR 1+	PR 2+	PR 3+	PR 4+	DR 0-1	DR 2-3	DR 1+	DR 2+	DR 3+	DR 4+	I>II	I=II	I<II	PsF 1	Psf X	PsF 2	
3871	Randers	Midtjylland	Lu	20:00	4.00	2.00	1.40	2.30	1.55	2.20	1.44	1.28	2.25	1.90	3.25	3.80	1.15	1.70	2.70	4.80	8.50	23.0	
					Total goluri prima repriză					Total goluri a doua repriză					Mai multe goluri			Pauză sau Final					
3871	Randers	Midtjylland	Lu	20:00	1.49	2.75	1.30	2.50	6.85	11.0	1.73	2.25	1.15	1.95	3.90	7.50	2.95	3.35	2.00	3.20	2.00	1.50	
					Pauză - Final					Marchează													
3871	Randers	Midtjylland	Lu	20:00	8.50	17.0	25.0	10.0	5.50	4.50	34.0	17.0	2.70	1.40	1.12	2.50	4.50	1.65	2.10	1.95	2.45	1.60	
					Scor corect (Final)					Scor corect (Prima repriză)													
3871	Randers	Midtjylland	Lu	20:00	11.0	23.0	17.0	65.0	8.28	6.50	17.0	6.00	7.00	7.50	14.0	6.00	21.0	26.0	3.00	3.50	7.50	15.0	
					Winner (final)		Winner (pauză)		Handicap			Primul gol		Victorie dublă		Marchează în ambele reprize							
3871	Randers	Midtjylland	Lu	20:00	3.38	1.28	2.96	1.39	1.0	2.00	3.45	2.85	-	-	22.0	4.00	5.00	2.30	1.10	1.50	8.95	1.54	
					Combinatii Winner																		
3871	Randers	Midtjylland	Lu	20:00	8.77	6.48	5.91	10.3	8.39	12.0	9.53	17.0	7.50	2.57	2.26	3.31	2.45	2.23	3.89	3.25	3.70	3.60	

## Elvetia - Challenge League

Cod	Gazde	Oaspeti	Zi	Ora	Final					Prima repriză					A doua repriză							
					1	X	2	1X	X2	12	PR1	PRX	PR2	PR 1X	PR 1X2	PR 12	DR1	DRX	DR2	DR 1X	DR 1X2	DR 12
2066	Schaffhausen	Wil	Lu	21:00	1.55	4.10	5.00	1.12	2.25	1.19	1.98	2.35	5.40	1.06	1.64	1.44	1.80	2.70	5.45	1.06	1.76	1.35
					Total goluri																	
2066	Schaffhausen	Wil	Lu	21:00	4.60	2.20	1.47	2.50	1.63	2.25	1.46	1.27	2.20	1.80	2.95	4.00	1.12	1.60	2.45	4.25	7.50	15.0
					Total goluri prima repriză					Total goluri a doua repriză					Mai multe goluri			Pauză sau Final				
2066	Schaffhausen	Wil	Lu	21:00	1.55	2.60	1.24	2.30	6.00	9.50	1.83	2.20	1.13	1.80	3.50	6.50	2.95	3.35	2.00	1.37	2.10	3.80
					Pauză - Final					Marchează												
2066	Schaffhausen	Wil	Lu	21:00	2.35	17.0	40.0	4.40	5.75	13.0	25.0	17.0	9.00	1.10	1.42	5.00	2.45	1.65	2.10	1.90	1.55	2.55
					Scor corect (Final)					Scor corect (Prima repriză)												
2066	Schaffhausen	Wil	Lu	21:00	6.50	6.50	7.50	12.0	9.34	7.00	19.0	13.0	30.0	23.0	100	3.40	6.50	13.0	3.25	6.50	26.0	26.0
					Winner (final)		Winner (pauză)		Handicap			Primul gol		Victorie dublă		Marchează în ambele reprize						
2066	Schaffhausen	Wil	Lu	21:00	1.17	3.78	1.29	3.51	-1.0	2.50	3.50	2.25	-	-	3.56	29.4	2.05	5.00	1.60	1.10	8.54	1.64
					Combinatii Winner																	
2066	Schaffhausen	Wil	Lu	21:00	3.28	2.10	2.14	3.22	2.96	3.05	3.00	4.20	2.60	2.32	1.99	10.6	6.78	6.91	10.4	9.53	11.8	9.75

## Franta - Division 1, Feminin

Cod	Gazde	Oaspeti	Zi	Ora	1	X	2	1X	X2	12	PR1	PRX	PR2	PR 1X	PR X2	PR 12	DR1	DRX	DR2	DR 1X	DR X2	DR 12
1058	Olympique Lyo	Paris Saint G	Lu	22:00	1.35	4.50	7.00	1.03	2.70	1.12	1.78	2.35	8.00	-	1.73	1.39	1.60	2.90	6.50	1.03	2.00	1.28
					TG 0-1	TG 0-2	TG 0-3	TG 1-2	TG 1-3	TG 2-3	TG 2-4	TG 2-5	TG 3-4	TG 3-5	TG 4-6	TG 2G	TG 2+	TG 3+	TG 4+	TG 5+	TG 6+	TG 7+
1058	Olympique Lyo	Paris Saint G	Lu	22:00	3.70	1.95	1.36	1.95	1.47	2.10	1.38	1.27	2.35	1.95	2.85	3.85	1.18	1.75	2.65	3.90	8.00	20.0
					PR 0-1	PR 2-3	PR 1+	PR 2+	±H	H 1	H X	H 2	W1	W2	Wp1	Wp2	I>II	I=II	I<II	Psf 1	Psf X	Psf 2
1058	Olympique Lyo	Paris Saint G	Lu	22:00	1.42	2.70	1.20	2.40	-1.0	1.95	3.65	2.70	1.05	5.44	1.15	5.19	2.85	3.40	2.05	1.27	2.10	5.00
					1-1	1-X	1-2	X-1	X-X	X-2	2-1	2-X	2-2	GM	OM	GN	ON	GG	NG	GG3	GM+	OM-PR1+
1058	Olympique Lyo	Paris Saint G	Lu	22:00	1.90	18.0	50.0	4.30	7.00	18.0	28.0	18.0	14.0	1.07	1.80	5.50	1.80	2.00	1.70	2.25	1.50	3.00

## Germania - Regionalliga Nord

Cod	Gazde	Oaspeti	Zi	Ora	1	X	2	1X	X2	12	PR1	PRX	PR2	PR 1X	PR X2	PR 12	DR1	DRX	DR2	DR 1X	DR X2	DR 12
1059	VfB Lübeck	VfL Wolfsburg	Lu	21:15	2.80	3.10	2.40	1.45	1.35	1.30	3.50	2.05	2.95	1.25	1.17	1.56	3.05	2.35	2.70	1.32	1.25	1.43
					TG 0-1	TG 0-2	TG 0-3	TG 1-2	TG 1-3	TG 2-3	TG 2-4	TG 2-5	TG 3-4	TG 3-5	TG 4-6	TG 2G	TG 2+	TG 3+	TG 4+	TG 5+	TG 6+	TG 7+
1059	VfB Lübeck	VfL Wolfsburg	Lu	21:15	3.50	1.75	1.34	1.85	1.42	2.05	1.40	1.30	2.45	2.15	2.95	3.50	1.21	1.95	2.75	4.10	8.50	25.0
					PR 0-1	PR 2-3	PR 1+	PR 2+	±H	H 1	H X	H 2	W1	W2	Wp1	Wp2	I>II	I=II	I<II	Psf 1	Psf X	Psf 2
1059	VfB Lübeck	VfL Wolfsburg	Lu	21:15	1.40	2.90	1.22	2.45	1.0	1.45	3.85	4.50	1.90	1.63	2.06	1.74	3.05	3.80	1.95	2.30	1.70	2.00
					1-1	1-X	1-2	X-1	X-X	X-2	2-1	2-X	2-2	GM	OM	GN	ON	GG	NG	GG3	GM+	OM-PR1+
1059	VfB Lübeck	VfL Wolfsburg	Lu	21:15	4.75	15.0	20.0	5.50	5.00	5.40	21.0	14.0	4.25	1.32	1.27	2.80	3.10	1.75	1.95	2.25	2.15	2.00
					1:0	2:0	2:1	3:0	0:0	1:1	2:2	0:1	0:2	1:2	0:3	pr1:Cpr2:0	pr2:1pr0:0	pr0:1	pr0:2	pr1:2		
1059	VfB Lübeck	VfL Wolfsburg	Lu	21:15	9.00	13.0	11.0	35.0	9.18	6.50	13.0	7.50	10.0	9.50	25.0	4.50	13.0	21.0	2.65	4.00	12.0	21.0

## Germania Amatori - Bundesliga, Feminin

Cod	Gazde	Oaspeti	Zi	Ora	1	X	2	1X	X2	12	PR1	PRX	PR2	PR 1X	PR X2	PR 12	DR1	DRX	DR2	DR 1X	DR X2	DR 12
1062	VfL Wolfsburg	FC Bayern Mün	Lu	19:00	1.75	3.70	3.70	1.19	1.85	1.19	2.25	2.30	4.30	1.08	1.43	1.41	2.05	2.70	3.95	1.17	1.60	1.35
					TG 0-1	TG 0-2	TG 0-3	TG 1-2	TG 1-3	TG 2-3	TG 2-4	TG 2-5	TG 3-4	TG 3-5	TG 4-6	TG 2G	TG 2+	TG 3+	TG 4+	TG 5+	TG 6+	TG 7+
1062	VfL Wolfsburg	FC Bayern Mün	Lu	19:00	4.50	2.20	1.42	2.45	1.55	2.15	1.42	1.25	2.30	1.75	2.70	4.25	1.13	1.60	2.45	3.60	7.00	15.0
					PR 0-1	PR 2-3	PR 1+	PR 2+	±H	H 1	H X	H 2	W1	W2	Wp1	Wp2	I>II	I=II	I<II	Psf 1	Psf X	Psf 2
1062	VfL Wolfsburg	FC Bayern Mün	Lu	19:00	1.50	2.45	1.16	2.25	-1.0	2.70	3.60	1.85	1.28	2.70	1.44	2.75	3.15	3.80	1.90	1.55	2.10	3.00
					1-1	1-X	1-2	X-1	X-X	X-2	2-1	2-X	2-2	GM	OM	GN	ON	GG	NG	GG3	GM+	OM-PR1+
1062	VfL Wolfsburg	FC Bayern Mün	Lu	19:00	2.70	16.0	27.0	4.60	5.70	9.00	19.0	16.0	6.00	1.12	1.30	4.50	3.00	1.55	2.25	1.80	1.55	2.10

## Grecia - Super League

Cod	Gazde	Oaspeti	Zi	Ora	Final			Prima repriză						A doua repriză								
					1	X	2	1X	X2	12	PR1	PRX	PR2	PR 1X	PR X2	PR 12	DR1	DRX	DR2	DR 1X	DR X2	DR 12
2125	AEK Athen	AOK Kerkyra	Lu	19:30	1.12	7.00	20.0	-	5.30	1.07	1.45	2.80	12.0	-	2.55	1.32	1.30	3.85	10.6	-	2.82	1.15
					Total goluri																	
					TG 0-1	TG 0-2	TG 0-3	TG 1-2	TG 1-3	TG 2-3	TG 2-4	TG 2-5	TG 3-4	TG 3-5	TG 4-6	TG 2G	TG 2+	TG 3+	TG 4+	TG 5+	TG 6+	TG 7+
2125	AEK Athen	AOK Kerkyra	Lu	19:30	5.20	2.40	1.58	2.75	1.70	2.30	1.50	1.27	2.15	1.75	2.60	4.10	1.10	1.50	2.25	3.75	6.50	15.0
					Total goluri prima repriză						Total goluri a doua repriză						Mai multe goluri			Pauză sau Final		
					PR 0-1	PR 2-3	PR 1+	PR 2+	PR 3+	PR 4+	DR 0-1	DR 2-3	DR 1+	DR 2+	DR 3+	DR 4+	I>II	I=II	I<II	Psf 1	Psf X	Psf 2
2125	AEK Athen	AOK Kerkyra	Lu	19:30	1.60	2.40	1.18	2.20	5.55	8.50	1.95	2.10	1.11	1.73	3.25	5.50	2.85	3.40	2.05	1.08	2.60	10.0
					Pauză - Final						Marchează											
					1-1	1-X	1-2	X-1	X-X	X-2	2-1	2-X	2-2	GM	OM	GN	ON	GG	NG	GG3	GM+	OM-PR1+

## Grecia - Super League

				Pauză - Final									Marchează											
				1-1	1-X	1-2	X-1	X-X	X-2	2-1	2-X	2-2	GM	OM	GN	ON	GG	NG	GG3	GM-	OM-			
2125	AEK Athen	AOK Kerkyra	Lu 19:30	1.50	27.0	100	3.70	14.0	45.0	30.0	45.0	55.0	1.03	2.50	7.00	1.40	3.00	1.35	3.10	1.25	4.00			
				Scor corect (Final)									Scor corect (Prima repriză)											
				1:0	2:0	2:1	3:0	0:0	1:1	2:2	0:1	0:2	1:2	0:3	pr1:Cpr2:0	pr2:1pr0:0	pr0:1	pr0:2	pr1:2					
2125	AEK Athen	AOK Kerkyra	Lu 19:30	7.50	6.50	9.00	7.50	11.8	15.0	50.0	23.0	80.0	50.0	100	2.85	4.33	17.0	3.40	13.0	101	71.0			
				Winner (final)		Winner (pauză)		Handicap			Primul gol		Victorie dublă		Marchează în ambele reprize									
				W1	W2	Wp1	Wp2	±H	H 1	H X	H 2	PG 1	PG 2	VD 11	VD 22	1D	2D	1N	2N	1D 2D	1N 2N			
2125	AEK Athen	AOK Kerkyra	Lu 19:30	-	16.9	1.06	8.57	-1.0	1.40	4.00	5.30	-	-	1.90	100	1.65	11.0	2.10	1.01	20.0	2.15			
				Combinatii Winner																				
				1& 1-2	1& 3+	1& 1-3	1& 4+	1& 2-3	1/1& 3+	1&Pr 2+	1/1& Pr2+	1&G G	Pr2+ &Dr1	Pr1+ &Dr2	2& 1-2	2& 3+	2& 1-3	2& 4+	2& 2-3	2/2& 3+	2&Pr 2+			
2125	AEK Athen	AOK Kerkyra	Lu 19:30	2.80	1.60	1.75	2.45	2.50	1.80	2.25	2.70	3.30	2.35	1.95	47.5	26.0	30.0	40.0	40.0	65.0	40.0			

## Iran - Pro League

Cod	Gazde	Oaspeti	Zi	Ora	Final							Prima repriză						A doua repriză							
					1	X	2	1X	X2	12	PR1	PRX	PR2	PR 1X	PR X2	PR 12	DR1	DRX	DR2	DR 1X	DR X2	DR 12			
1064	Persepolis	Sanat Naft A.	Lu	14:30	1.57	3.50	5.55	1.07	2.15	1.21	2.10	2.05	7.00	1.03	1.50	1.53	1.80	2.55	5.68	1.08	1.80	1.39			
					Total goluri																				
					TG 0-1	TG 0-2	TG 0-3	TG 1-2	TG 1-3	TG 2-3	TG 2-4	TG 2-5	TG 3-4	TG 3-5	TG 4-6	TG 2G	TG 2+	TG 3+	TG 4+	TG 5+	TG 6+	TG 7+			
1064	Persepolis	Sanat Naft A.	Lu	14:30	2.90	1.60	1.18	1.85	1.35	2.00	1.56	1.40	2.75	2.40	4.40	3.20	1.30	2.20	4.15	8.70	14.0	44.0			
					Total goluri prima repriză						Total goluri a doua repriză						Mai multe goluri			Pauză sau Final					
					PR 0-1	PR 2-3	PR 1+	PR 2+	PR 3+	PR 4+	DR 0-1	DR 2-3	DR 1+	DR 2+	DR 3+	DR 4+	>	I=	<	PsF 1	PsF X	PsF 2			
1064	Persepolis	Sanat Naft A.	Lu	14:30	1.30	3.40	1.51	3.20	9.20	23.0	1.50	2.70	1.29	2.40	6.00	17.0	3.25	3.15	2.00	1.42	1.72	4.25			
					Pauză - Final									Marchează											
					1-1	1-X	1-2	X-1	X-X	X-2	2-1	2-X	2-2	GM	OM	GN	ON	GG	NG	GG3	GM-	OM-			
1064	Persepolis	Sanat Naft A.	Lu	14:30	2.40	15.0	40.0	4.50	5.20	13.0	26.0	15.0	11.0	1.18	1.80	3.80	1.80	2.20	1.60	2.60	1.75	3.20			
					Scor corect (Final)									Scor corect (Prima repriză)											
					1:0	2:0	2:1	3:0	0:0	1:1	2:2	0:1	0:2	1:2	0:3	pr1:Cpr2:0	pr2:1pr0:0	pr0:1	pr0:2	pr1:2					
1064	Persepolis	Sanat Naft A.	Lu	14:30	5.50	6.50	7.50	13.0	5.62	6.25	19.0	16.0	30.0	25.0	100	3.10	7.00	21.0	2.45	7.00	41.0	51.0			
					Winner (final)		Winner (pauză)		Handicap			Primul gol		Victorie dublă		Marchează în ambele reprize									
					W1	W2	Wp1	Wp2	±H	H 1	H X	H 2	PG 1	PG 2	VD 11	VD 22	1D	2D	1N	2N	1D 2D	1N 2N			
1064	Persepolis	Sanat Naft A.	Lu	14:30	1.11	3.96	1.23	4.11	-1.0	2.75	3.40	2.15	-	-	3.78	39.8	2.50	8.50	1.41	1.01	17.7	1.33			
					Combinatii Winner																				
					1& 1-2	1& 3+	1& 1-3	1& 4+	1& 2-3	1/1& 3+	1&Pr 2+	1/1& Pr2+	1&G G	Pr2+ &Dr1	Pr1+ &Dr2	2& 1-2	2& 3+	2& 1-3	2& 4+	2& 2-3	2/2& 3+	2&Pr 2+			
1064	Persepolis	Sanat Naft A.	Lu	14:30	2.43	2.89	1.77	5.45	2.63	4.33	4.20	6.14	3.40	3.69	3.24	8.70	10.4	6.35	19.5	9.41	19.8	15.1			

## Israel - Premier League

Cod	Gazde	Oaspeti	Zi	Ora	Final							Prima repriză						A doua repriză							
					1	X	2	1X	X2	12	PR1	PRX	PR2	PR 1X	PR X2	PR 12	DR1	DRX	DR2	DR 1X	DR X2	DR 12			
2729	Macc.P.Tikva	Maccabi TA	Lu	21:00	5.00	3.75	1.63	2.10	1.15	1.22	5.30	2.15	2.17	1.52	1.06	1.53	4.87	2.55	1.90	1.67	1.08	1.37			
					Total goluri																				
					TG 0-1	TG 0-2	TG 0-3	TG 1-2	TG 1-3	TG 2-3	TG 2-4	TG 2-5	TG 3-4	TG 3-5	TG 4-6	TG 2G	TG 2+	TG 3+	TG 4+	TG 5+	TG 6+	TG 7+			
2729	Macc.P.Tikva	Maccabi TA	Lu	21:00	3.20	1.75	1.25	2.00	1.42	2.07	1.50	1.35	2.50	2.10	3.85	3.50	1.23	1.95	3.50	7.00	11.0	38.0			

## Israel - Premier League

	Cod	Gazde	Oaspeti	Zi	Ora	Total goluri prima repriză						Total goluri a doua repriză						Mai multe goluri			Pauză sau Final					
						PR 0-1	PR 2-3	PR 1+	PR 2+	PR 3+	PR 4+	DR 0-1	DR 2-3	DR 1+	DR 2+	DR 3+	DR 4+	I>II	I=II	I<II	Psf 1	Psf X	Psf 2			
2729	Macc.P.Tikva	Maccabi TA	Maccabi TA	Lu	21:00	1.38	3.05	1.40	2.80	7.00	15.0	1.60	2.45	1.18	2.10	4.75	11.0	2.95	3.35	2.00	3.45	1.85	1.50			
						Pauză - Final						Marchează														
						1-1	1-X	1-2	X-1	X-X	X-2	2-1	2-X	2-2	GM	OM	GN	ON	GG	NG	GG3	GM-	OM-			
																		+ PR1+ PR1+								
2729	Macc.P.Tikva	Maccabi TA	Maccabi TA	Lu	21:00	9.00	17.0	25.0	10.5	5.50	4.50	35.0	17.0	2.55	1.57	1.12	2.15	4.50	1.95	1.75	2.30	2.85	1.70			
						Scor corect (Final)						Scor corect (Prima repriză)														
						1:0	2:0	2:1	3:0	0:0	1:1	2:2	0:1	0:2	1:2	0:3	pr1:Cpr2:0	pr2:1pr0:0	pr0:1pr0:2	pr1:2						
2729	Macc.P.Tikva	Maccabi TA	Maccabi TA	Lu	21:00	12.0	24.0	21.0	80.0	9.50	7.00	19.0	6.00	6.50	7.50	14.0	6.33	26.0	31.0	2.75	3.33	7.50	17.0			
						Winner (final)		Winner (pauză)		Handicap			Primul gol		Victorie dublă		Marchează în ambele reprize									
						W1	W2	Wp1	Wp2	±H	H 1	H X	H 2	PG 1	PG 2	VD 11	VD 22	1D	2D	1N	2N	1D	1N			
2729	Macc.P.Tikva	Maccabi TA	Maccabi TA	Lu	21:00	3.41	1.21	3.24	1.33	1.0	2.10	3.45	2.80	-	-	25.8	4.12	6.00	2.60	1.06	1.38	13.0	1.37			
						Combinatii Winner																				
						1& 1-2	1& 3+	1& 1-3	1& 4+	1& 2-3	1/1& 3+	1&Pr 2+	1/1& Pr2+	1&G	Pr2+ &Dr1	Pr1+ &Dr2	2& 1-2	2& 3+	2& 1-3	2& 4+	2& 2-3	2/2& 3+	2&Pr 2+			
2729	Macc.P.Tikva	Maccabi TA	Maccabi TA	Lu	21:00	8.08	7.49	5.71	13.4	8.16	14.0	11.0	20.2	9.00	2.95	2.63	2.87	2.65	2.03	4.75	2.89	3.70	3.80			

## Israel - Liga Alef Nord

Cod	Gazde	Oaspeti	Zi	Ora	1	X	2	1X	X2	12	PR1	PRX	PR2	PR 1X	PR 1X2	PR 12	DR1	DRX	DR2	DR 1X	DR 1X2	DR 12
2621	Hapoel Kafr K	SC Haifa Robb	Lu	14:00	3.80	3.40	1.80	1.80	1.18	1.22	4.75	2.05	2.40	1.37	1.06	1.53	4.33	2.40	2.10	1.54	1.12	1.41
					TG 0-1	TG 0-2	TG 0-3	TG 1-2	TG 1-3	TG 2-3	TG 2-4	TG 2-5	TG 3-4	TG 3-5	TG 4-6	TG 2G	TG 2+	TG 3+	TG 4+	TG 5+	TG 6+	TG 7+
2621	Hapoel Kafr K	SC Haifa Robb	Lu	14:00	3.00	1.65	1.19	1.90	1.38	2.05	1.54	1.38	2.65	2.25	4.20	3.30	1.28	2.10	3.95	8.20	13.0	42.0
					PR 0-1	PR 2-3	PR 1+	PR 2+	±H	H 1	H X	H 2	W1	W2	Wp1	Wp2	I>II	I=II	I<II	Psf 1	Psf X	Psf 2
2621	Hapoel Kafr K	SC Haifa Robb	Lu	14:00	-	-	-	-	1.0	1.80	3.50	3.25	2.70	1.27	2.81	1.42	2.95	3.35	2.00	3.10	1.67	1.57
					1-1	1-X	1-2	X-1	X-X	X-2	2-1	2-X	2-2	GM	OM	GN	ON	GG	NG	GG3	GM-	OM-
																	+ PR1+ PR1+					
2621	Hapoel Kafr K	SC Haifa Robb	Lu	14:00	7.00	16.5	26.0	8.50	5.50	4.80	33.0	16.5	2.92	-	-	-	-	-	-	-	-	-

## Israel - National League

Cod	Gazde	Oaspeti	Zi	Ora	Final						Prima repriză						A doua repriză					
					1	X	2	1X	X2	12	PR1	PRX	PR2	PR 1X	PR 1X2	PR 12	DR1	DRX	DR2	DR 1X	DR 1X2	DR 12
1065	Hapoel Afula	HIR Lezion	Lu	19:00	2.70	3.10	2.40	1.44	1.35	1.27	3.50	2.05	2.95	1.23	1.15	1.53	3.23	2.25	2.70	1.32	1.22	1.47
1070	Hapoel Kfar S	Hapoel Marmor	Lu	19:00	1.50	3.75	5.60	1.07	2.25	1.18	2.00	2.20	6.50	-	1.56	1.45	1.75	2.70	5.96	1.04	1.81	1.35
1071	Ironi Nesher	Hap.Ramat Gan	Lu	19:00	2.85	3.25	2.20	1.52	1.32	1.24	3.90	2.00	2.80	1.26	1.11	1.56	3.46	2.35	2.50	1.38	1.19	1.45
					Total goluri																	
					TG 0-1	TG 0-2	TG 0-3	TG 1-2	TG 1-3	TG 2-3	TG 2-4	TG 2-5	TG 3-4	TG 3-5	TG 4-6	TG 2G	TG 2+	TG 3+	TG 4+	TG 5+	TG 6+	TG 7+
1065	Hapoel Afula	HIR Lezion	Lu	19:00	3.10	1.70	1.23	1.95	1.40	2.05	1.52	1.37	2.55	2.15	4.00	3.40	1.25	2.00	3.75	7.80	12.0	40.0
1070	Hapoel Kfar S	Hapoel Marmor	Lu	19:00	3.30	1.80	1.27	2.05	1.45	2.07	1.48	1.31	2.45	2.05	3.70	3.55	1.20	1.90	3.40	6.70	12.0	36.0
1071	Ironi Nesher	Hap.Ramat Gan	Lu	19:00	3.00	1.65	1.19	1.90	1.38	2.05	1.54	1.38	2.65	2.25	4.20	3.30	1.28	2.10	3.95	8.20	13.0	42.0
					Total goluri prima repriză						Total goluri a doua repriză						Mai multe goluri			Pauză sau Final		
					PR 0-1	PR 2-3	PR 1+	PR 2+	PR 3+	PR 4+	DR 0-1	DR 2-3	DR 1+	DR 2+	DR 3+	DR 4+	I>II	I=II	I<II	Psf 1	Psf X	Psf 2
1065	Hapoel Afula	HIR Lezion	Lu	19:00	1.34	3.20	1.43	3.05	8.35	18.0	1.55	2.55	1.21	2.20	5.25	17.0	3.15	3.20	1.95	2.25	1.67	1.90
1070	Hapoel Kfar S	Hapoel Marmor	Lu	19:00	1.38	3.05	1.40	2.80	7.50	15.0	1.60	2.45	1.18	2.10	4.75	11.0	2.95	3.35	2.00	1.40	1.95	4.00
1071	Ironi Nesher	Hap.Ramat Gan	Lu	19:00	1.32	3.30	1.45	3.15	8.65	20.0	1.53	2.60	1.22	2.30	5.50	17.0	3.15	3.20	1.95	2.40	1.67	1.85
					Pauză - Final						Marchează											
					1-1	1-X	1-2	X-1	X-X	X-2	2-1	2-X	2-2	GM	OM	GN	ON	GG	NG	GG3	GM-	OM-
																	+ PR1+ PR1+					
1065	Hapoel Afula	HIR Lezion	Lu	19:00	4.65	16.0	28.0	5.85	4.75	5.50	28.0	15.0	4.25	1.35	1.27	2.70	3.10	1.80	1.90	2.30	2.35	2.20

## Israel - National League

				Pauză - Final									Marchează												
				1-1	1-X	1-2	X-1	X-X	X-2	2-1	2-X	2-2	GM	OM	GN	ON	GG	NG	GG3	GM-	OM-				
<b>1070</b>	Hapoel Kfar S	Hapoel Marmor	Lu	19:00	2.12	17.0	40.0	4.40	5.75	15.0	27.0	17.5	13.0	1.12	1.75	4.50	1.85	2.00	1.70	2.30	1.65	3.00			
<b>1071</b>	Ironi Nesher	Hap.Ramat Gan	Lu	19:00	5.10	16.0	28.0	6.00	4.75	5.40	30.0	15.5	3.65	1.40	1.27	2.50	3.10	1.85	1.85	2.40	2.70	2.05			
				Scor corect (Final)									Scor corect (Prima repriză)												
				1:0	2:0	2:1	3:0	0:0	1:1	2:2	0:1	0:2	1:2	0:3	pr1:Cpr2:0	pr2:1pr0:0	pr0:1pr0:2	pr1:2							
<b>1065</b>	Hapoel Afula	HIR Lezion	Lu	19:00	8.50	13.0	11.0	35.0	8.91	6.00	17.0	7.00	9.50	8.50	25.0	4.50	15.0	21.0	2.60	4.00	12.0	21.0			
<b>1070</b>	Hapoel Kfar S	Hapoel Marmor	Lu	19:00	6.50	6.50	8.00	11.0	9.15	7.00	21.0	13.0	35.0	25.0	100	3.15	6.50	17.0	2.75	7.00	31.0	41.0			
<b>1071</b>	Ironi Nesher	Hap.Ramat Gan	Lu	19:00	9.00	15.0	12.0	40.0	6.36	6.00	17.0	6.50	8.50	8.50	21.0	4.75	17.0	26.0	2.50	3.85	11.0	21.0			
				Winner (final)		Winner (pauză)		Handicap			Primul gol		Victorie dublă		Marchează în ambele reprize										
				W1	W2	Wp1	Wp2	±H	H 1	H X	H 2	PG 1	PG 2	VD 11	VD 22	1D	2D	1N	2N	1D 2D	1N 2N				
<b>1065</b>	Hapoel Afula	HIR Lezion	Lu	19:00	1.83	1.63	2.06	1.74	1.0	1.44	3.70	4.95	-	-	11.3	7.97	4.50	3.80	1.12	1.18	14.3	1.24			
<b>1070</b>	Hapoel Kfar S	Hapoel Marmor	Lu	19:00	1.10	4.11	1.24	4.03	-1.0	2.45	3.50	2.25	-	-	3.50	38.7	2.25	7.50	1.50	1.02	14.1	1.43			
<b>1071</b>	Ironi Nesher	Hap.Ramat Gan	Lu	19:00	1.97	1.52	2.26	1.62	1.0	1.52	3.60	4.55	-	-	13.5	7.00	4.80	3.25	1.11	1.24	13.0	1.29			
				Combinatii Winner																					
				1& 1-2	1& 3+	1& 1-3	1& 4+	1& 2-3	1& 3+	1/1& 1&Pr 2+	1/1& 1&G Pr2+	1&G &Dr1&Dr2 +	Pr2+ Pr1+	2& 1-2	2& 3+	2& 1-3	2& 4+	2& 2-3	2& 3+	2&Pr 2+					
<b>1065</b>	Hapoel Afula	HIR Lezion	Lu	19:00	4.46	4.58	3.20	8.58	4.69	7.62	6.98	11.4	4.90	3.30	2.81	3.97	4.07	2.85	7.63	4.17	6.97	6.20			
<b>1070</b>	Hapoel Kfar S	Hapoel Marmor	Lu	19:00	2.61	2.42	1.84	4.32	2.63	3.30	3.56	4.75	3.00	2.95	2.63	9.73	9.02	6.88	16.1	9.82	20.3	13.3			
<b>1071</b>	Ironi Nesher	Hap.Ramat Gan	Lu	19:00	4.59	5.07	3.33	9.54	4.95	8.78	7.61	12.9	5.45	3.43	2.98	3.54	3.92	2.57	7.36	3.82	6.28	5.87			

## Italia - Serie C, Girone A

Cod	Gazde	Oaspeti	Zi	Ora	Final							Prima repriză						A doua repriză							
					1	X	2	1X	X2	12	PR1	PRX	PR2	PR 1X	PR X2	PR 12	DR1	DRX	DR2	DR 1X	DR X2	DR 12			
<b>2491</b>	Piacenza Calc	Robur Siena S	Lu	21:45	2.60	3.10	2.55	1.41	1.40	1.29	3.45	1.98	3.15	1.22	1.18	1.60	3.04	2.25	2.85	1.29	1.25	1.47			
				Total goluri																					
				TG 0-1	TG 0-2	TG 0-3	TG 1-2	TG 1-3	TG 2-3	TG 2-4	TG 2-5	TG 3-4	TG 3-5	TG 4-6	TG 2G	TG 2+	TG 3+	TG 4+	TG 5+	TG 6+	TG 7+				
<b>2491</b>	Piacenza Calc	Robur Siena S	Lu	21:45	3.00	1.65	1.19	1.90	1.38	2.05	1.54	1.38	2.65	2.25	4.20	3.30	1.28	2.10	3.95	8.20	13.0	42.0			
				Total goluri prima repriză					Total goluri a doua repriză					Mai multe goluri			Pauză sau Final								
				PR 0-1	PR 2-3	PR 1+	PR 2+	PR 3+	PR 4+	DR 0-1	DR 2-3	DR 1+	DR 2+	DR 3+	DR 4+	I>II	I=II	I<II	Psf 1	Psf X	Psf 2				
<b>2491</b>	Piacenza Calc	Robur Siena S	Lu	21:45	1.32	3.30	1.45	3.15	8.65	20.0	1.53	2.60	1.22	2.30	5.50	17.0	3.15	3.20	1.95	2.20	1.65	2.10			
				Pauză - Final									Marchează												
				1-1	1-X	1-2	X-1	X-X	X-2	2-1	2-X	2-2	GM	OM	GN	ON	GG	NG	GG3	GM-	OM-				
<b>2491</b>	Piacenza Calc	Robur Siena S	Lu	21:45	4.50	15.0	28.0	5.75	4.65	5.70	28.0	15.0	4.40	1.35	1.32	2.70	2.80	1.85	1.85	2.40	2.30	2.25			
				Scor corect (Final)									Scor corect (Prima repriză)												
				1:0	2:0	2:1	3:0	0:0	1:1	2:2	0:1	0:2	1:2	0:3	pr1:Cpr2:0	pr2:1pr0:0	pr0:1pr0:2	pr1:2							
<b>2491</b>	Piacenza Calc	Robur Siena S	Lu	21:45	8.50	12.0	10.0	35.0	6.36	6.00	17.0	7.50	10.0	9.00	25.0	4.33	13.0	21.0	2.50	4.33	13.0	21.0			
				Winner (final)		Winner (pauză)		Handicap			Primul gol		Victorie dublă		Marchează în ambele reprize										
				W1	W2	Wp1	Wp2	±H	H 1	H X	H 2	PG 1	PG 2	VD 11	VD 22	1D	2D	1N	2N	1D 2D	1N 2N				
<b>2491</b>	Piacenza Calc	Robur Siena S	Lu	21:45	1.76	1.73	1.98	1.81	1.0	1.41	3.80	5.35	-	-	10.5	8.98	4.65	3.70	1.12	1.19	14.3	1.25			
				Combinatii Winner																					
				1& 1-2	1& 3+	1& 1-3	1& 4+	1& 2-3	1& 3+	1/1& 1&Pr 2+	1/1& 1&G Pr2+	1&G &Dr1&Dr2 +	Pr2+ Pr1+	2& 1-2	2& 3+	2& 1-3	2& 4+	2& 2-3	2& 3+	2&Pr 2+					
<b>2491</b>	Piacenza Calc	Robur Siena S	Lu	21:45	4.19	4.63	3.04	8.70	4.52	7.75	6.94	11.3	4.90	3.43	2.98	4.11	4.54	2.98	8.54	4.43	7.57	6.81			

## Olanda - Eerste Divisie

					Final							Prima repriză						A doua repriză					
--	--	--	--	--	-------	--	--	--	--	--	--	---------------	--	--	--	--	--	----------------	--	--	--	--	--



## Olanda - Eerste Divisie

Cod Gazde	Oaspeti	Zi	Ora	Final							Prima repriză							A doua repriză						
				1	X	2	1X	X2	12	PR1	PRX	PR2	PR	PR	PR	DR1	DRX	DR2	DR	DR	DR			
1072 Oss	NEC Nijmegen	Lu	21:00	5.20	4.60	1.50	2.40	1.12	1.15	5.10	2.70	1.85	1.76	1.08	1.34	6.06	3.10	1.70	1.86	1.04	1.27			
1820 Jong Ajax	Den Bosch	Lu	21:00	1.45	4.55	5.80	1.10	2.55	1.16	1.85	2.60	5.30	1.07	1.76	1.37	1.70	3.00	6.06	1.04	1.86	1.30			
1821 Jong AZ Alkma	Cambuur	Lu	21:00	2.90	3.60	2.20	1.60	1.37	1.24	3.35	2.33	2.65	1.35	1.22	1.46	3.46	2.70	2.50	1.38	1.19	1.35			
				Total goluri																				
				TG	TG	TG	TG	TG	TG	TG	TG	TG	TG	TG	TG	TG	TG	TG	TG	TG	TG	TG		
				0-1	0-2	0-3	1-2	1-3	2-3	2-4	2-5	3-4	3-5	4-6	2G	2+	3+	4+	5+	6+	7+			
1072 Oss	NEC Nijmegen	Lu	21:00	6.50	3.00	1.80	3.35	2.00	2.45	1.54	1.31	2.10	1.70	2.25	4.30	1.06	1.35	1.90	3.00	5.25	9.00			
1820 Jong Ajax	Den Bosch	Lu	21:00	6.00	2.70	1.70	3.10	1.95	2.40	1.52	1.30	2.10	1.70	2.35	4.20	1.07	1.40	1.95	3.10	5.35	9.50			
1821 Jong AZ Alkma	Cambuur	Lu	21:00	5.20	2.40	1.58	2.75	1.70	2.30	1.50	1.27	2.15	1.75	2.60	4.10	1.10	1.50	2.25	3.75	6.50	12.0			
				Total goluri prima repriză							Total goluri a doua repriză							Mai multe goluri			Pauză sau Final			
				PR	PR	PR	PR	PR	PR	DR	DR	DR	DR	DR	DR	I>II	I=II	I<II	Psf	Psf	X	Psf		
				0-1	2-3	1+	2+	3+	4+	0-1	2-3	1+	2+	3+	4+									
1072 Oss	NEC Nijmegen	Lu	21:00	1.85	2.15	1.12	1.85	4.20	6.50	2.20	2.00	1.07	1.55	2.70	4.00	2.85	3.40	2.05	3.80	2.50	1.30			
1820 Jong Ajax	Den Bosch	Lu	21:00	1.70	2.25	1.14	2.00	4.80	7.00	2.10	2.05	1.09	1.60	3.00	4.50	2.85	3.40	2.05	1.32	2.40	3.80			
1821 Jong AZ Alkma	Cambuur	Lu	21:00	1.60	2.40	1.18	2.20	5.55	8.50	1.95	2.10	1.11	1.73	3.25	5.50	3.15	3.20	1.95	2.35	2.10	1.80			
				Pauză - Final							Marchează													
				1-1	1-X	1-2	X-1	X-X	X-2	2-1	2-X	2-2	GM	OM	GN	ON	GG	NG	GG3	GM+	OM-			
1072 Oss	NEC Nijmegen	Lu	21:00	10.0	17.5	28.0	16.0	5.75	4.40	45.0	17.0	2.15	1.32	1.05	2.80	7.00	1.45	2.55	1.65	2.30	1.33			
1820 Jong Ajax	Den Bosch	Lu	21:00	2.15	17.0	45.0	4.40	5.75	16.0	28.0	17.5	11.0	1.07	1.40	5.50	2.50	1.55	2.30	1.75	1.40	2.30			
1821 Jong AZ Alkma	Cambuur	Lu	21:00	5.10	16.0	28.0	6.00	4.75	5.40	30.0	15.5	3.65	1.22	1.18	3.40	3.80	1.45	2.55	1.70	1.95	1.75			
				Scor corect (Final)							Scor corect (Prima repriză)													
				1:0	2:0	2:1	3:0	0:0	1:1	2:2	0:1	0:2	1:2	0:3	pr1:Cpr	2:0	pr2:1pr	0:0	pr0:1	pr0:2	pr1:2			
1072 Oss	NEC Nijmegen	Lu	21:00	15.0	35.0	25.0	100	12.6	8.00	21.0	6.50	6.00	8.00	10.0	7.50	26.0	21.0	4.00	3.67	6.00	11.0			
1820 Jong Ajax	Den Bosch	Lu	21:00	6.50	6.00	8.00	10.0	11.2	8.00	21.0	15.0	35.0	25.0	100	3.50	6.00	12.0	3.75	7.00	26.0	26.0			
1821 Jong AZ Alkma	Cambuur	Lu	21:00	9.00	15.0	12.0	40.0	10.9	6.00	17.0	6.50	8.50	8.50	21.0	4.75	12.0	15.0	3.40	4.33	10.0	15.0			
				Winner (final)		Winner (pauză)		Handicap			Primul gol		Victorie dublă		Marchează în ambele reprize									
				W1	W2	Wp1	Wp2	±H	H 1	H X	H 2	PG 1	PG 2	VD	VD	1D	2D	1N	2N	1D	1N			
1072 Oss	NEC Nijmegen	Lu	21:00	4.50	1.13	3.56	1.29	1.0	2.40	3.50	2.25	-	-	30.9	3.15	4.00	1.73	1.16	1.88	5.77	2.04			
1820 Jong Ajax	Den Bosch	Lu	21:00	1.13	4.53	1.27	3.64	-1.0	2.20	3.50	2.55	-	-	3.15	32.1	1.80	4.50	1.80	1.12	6.75	1.88			
1821 Jong AZ Alkma	Cambuur	Lu	21:00	2.09	1.59	2.15	1.70	1.0	1.60	3.60	4.00	-	-	11.6	6.63	2.85	2.50	1.32	1.41	5.94	1.74			
				Combinatii Winner																				
				1&	1&	1&	1&	1&	1/1&	1&Pr	1/1&	1&G	Pr2+	Pr1+	2&	2&	2&	2&	2&	2/2&	2&Pr			
				1-2	3+	1-3	4+	2-3	3+	2+	Pr2+	G	&Dr1	&Dr2	1-2	3+	1-3	4+	2-3	3+	2+			

## Olanda - Beloften Reservecompetitie Grupa A

Cod Gazde	Oaspeti	Zi	Ora	Final							Prima repriză							A doua repriză						
				1	X	2	1X	X2	12	PR1	PRX	PR2	PR	PR	PR	DR1	DRX	DR2	DR	DR	DR			
1073 RKC Waalwijk	SC Heerenveen	Lu	19:30	2.50	3.75	2.25	1.50	1.41	1.18	3.15	2.45	2.60	1.31	1.20	1.35	3.26	2.70	2.55	1.36	1.22	1.35			
				TG	TG	TG	TG	TG	TG	TG	TG	TG	TG	TG	TG	TG	TG	TG	TG	TG	TG			
				0-1	0-2	0-3	1-2	1-3	2-3	2-4	2-5	3-4	3-5	4-6	2G	2+	3+	4+	5+	6+	7+			
1073 RKC Waalwijk	SC Heerenveen	Lu	19:30	6.00	2.70	1.70	3.10	1.95	2.40	1.52	1.30	2.10	1.70	2.35	4.20	1.07	1.40	1.85	3.00	5.10	8.50			
				PR	PR	PR	PR	±H	H 1	H X	H 2	W1	W2	Wp1	Wp2	I>II	I=II	I<II	Psf	Psf	X	Psf		
				0-1	2-3	1+	2+																	
1073 RKC Waalwijk	SC Heerenveen	Lu	19:30	-	-	-	-	1.0	1.50	3.80	3.90	1.83	1.65	2.09	1.73	3.05	3.80	1.95	1.95	2.15	1.75			
				1-1	1-X	1-2	X-1	X-X	X-2	2-1	2-X	2-2	GM	OM	GN	ON	GG	NG	GG3	GM+	OM-			
1073 RKC Waalwijk	SC Heerenveen	Lu	19:30	4.50	15.0	20.0	6.00	5.10	5.30	22.0	14.5	3.75	-	-	-	-	-	-	-	-	-			

## Rusia - Premier League

				Final							Prima repriză							A doua repriză						
--	--	--	--	-------	--	--	--	--	--	--	---------------	--	--	--	--	--	--	----------------	--	--	--	--	--	--

## Rusia - Premier League

Cod	Gazde	Oaspeti	Zi	Ora	Final							Prima repriză							A doua repriză						
					1	X	2	1X	X2	12	PR1	PRX	PR2	PR	PR	PR	DR1	DRX	DR2	DR	DR	DR			
					1	X	2	1X	X2	12	PR1	PRX	PR2	PR	PR	PR	DR1	DRX	DR2	DR	DR	DR			
					1X	X2	12	PR1	PRX	PR2	PR	PR	PR	DR1	DRX	DR2	DR	DR	DR	1X	X2	12			
3980	Akhmat Grozny	Zenit	Lu	18:30	4.00	3.30	2.00	1.75	1.20	1.32	5.00	1.95	2.50	1.40	1.08	1.68	4.10	2.35	2.20	1.50	1.15	1.45			
3981	FK Tosno	Lokomotiv M.	Lu	18:30	3.80	3.25	1.95	1.75	1.22	1.29	4.65	1.95	2.60	1.37	1.10	1.68	3.94	2.35	2.25	1.47	1.14	1.45			
					Total goluri																				
					TG	TG	TG	TG	TG	TG	TG	TG	TG	TG	TG	TG	TG	TG	TG	TG	TG	TG			
					0-1	0-2	0-3	1-2	1-3	2-3	2-4	2-5	3-4	3-5	4-6	2G	2+	3+	4+	5+	6+	7+			
3980	Akhmat Grozny	Zenit	Lu	18:30	2.80	1.55	1.17	1.80	1.35	2.00	1.55	1.42	2.85	2.45	4.70	3.10	1.32	2.35	4.40	10.0	15.0	46.0			
3981	FK Tosno	Lokomotiv M.	Lu	18:30	2.80	1.55	1.17	1.80	1.35	2.00	1.58	1.42	2.85	2.45	4.70	3.10	1.32	2.30	4.40	10.0	15.0	46.0			
					Total goluri prima repriză							Total goluri a doua repriză							Mai multe goluri			Pauză sau Final			
					PR	PR	PR	PR	PR	PR	DR	DR	DR	DR	DR	DR	I>II	I=II	I<II	PsF	PsF	X	PsF		
					0-1	2-3	1+	2+	3+	4+	0-1	2-3	1+	2+	3+	4+									
3980	Akhmat Grozny	Zenit	Lu	18:30	1.29	3.55	1.54	3.35	9.00	26.0	1.45	2.75	1.31	2.50	6.25	21.0	2.95	3.35	2.00	3.10	1.65	1.67			
3981	FK Tosno	Lokomotiv M.	Lu	18:30	1.29	3.55	1.54	3.35	9.00	26.0	1.45	2.75	1.31	2.50	6.25	21.0	2.95	3.35	2.00	3.00	1.65	1.65			
					Pauză - Final							Marchează													
					1-1	1-X	1-2	X-1	X-X	X-2	2-1	2-X	2-2	GM	OM	GN	ON	GG	NG	GG3	GM-	OM-			
																			+	PR1+	PR1+				
3980	Akhmat Grozny	Zenit	Lu	18:30	8.00	16.5	26.0	7.00	5.25	5.00	33.0	16.5	3.40	1.60	1.25	2.20	3.55	2.10	1.65	2.75	3.00	1.95			
3981	FK Tosno	Lokomotiv M.	Lu	18:30	7.00	16.5	27.0	6.75	5.25	5.00	32.0	16.5	3.35	1.60	1.25	2.10	3.20	2.10	1.65	2.70	3.00	1.98			
					Scor corect (Final)							Scor corect (Prima repriză)													
					1:0	2:0	2:1	3:0	0:0	1:1	2:2	0:1	0:2	1:2	0:3	pr1:	Cpr2:	pr2:	pr0:	1pr0:	pr0:	1pr0:	2pr1:		
3980	Akhmat Grozny	Zenit	Lu	18:30	9.50	19.0	15.0	50.0	5.36	6.50	17.0	6.00	7.00	8.00	18.0	5.50	26.0	31.0	2.40	3.50	9.00	21.0			
3981	FK Tosno	Lokomotiv M.	Lu	18:30	9.50	18.0	15.0	50.0	5.50	6.50	17.0	6.50	7.50	8.00	18.0	5.25	21.0	31.0	2.40	3.50	10.0	21.0			
					Winner (final)		Winner (pauză)		Handicap			Primul gol		Victorie dublă		Marchează în ambele reprize									
					W1	W2	Wp1	Wp2	±H	H	H X	H	H 2	PG	PG	VD	VD	1D	2D	1N	2N	1D	1N		
															11	22					2D	2N			
3980	Akhmat Grozny	Zenit	Lu	18:30	2.79	1.32	2.83	1.42	1.0	1.75	3.50	3.90	2.00	1.65	20.5	5.50	6.00	3.00	1.06	1.29	15.0	1.28			
3981	FK Tosno	Lokomotiv M.	Lu	18:30	2.63	1.35	2.63	1.47	1.0	1.75	3.50	3.65	2.00	1.65	18.3	5.85	5.50	3.15	1.08	1.26	14.4	1.27			
					Combinatii Winner																				
					1&	1&	1&	1&	1&	1/1&	1&Pr	1/1&	1&G	Pr2+	Pr1+	2&	2&	2&	2&	2&	2/2&	2&Pr			
					1-2	3+	1-3	4+	2-3	3+	2+	Pr2+	G	&Dr1	&Dr2	1-2	3+	1-3	4+	2-3	3+	2+			
3980	Akhmat Grozny	Zenit	Lu	18:30	6.10	8.20	4.58	14.9	6.78	15.0	11.4	21.4	9.00	3.92	3.44	2.90	3.95	2.17	7.08	3.22	5.90	5.35			
3981	FK Tosno	Lokomotiv M.	Lu	18:30	5.80	7.41	4.35	14.2	6.44	13.2	10.8	18.8	8.35	3.92	3.44	2.97	3.80	2.23	7.27	3.31	6.32	5.54			

## Rusia - Tineret

Cod	Gazde	Oaspeti	Zi	Ora	1	X	2	1X	X2	12	PR1	PRX	PR2	PR	PR	PR	DR1	DRX	DR2	DR	DR	DR	
					1	X	2	1X	X2	12	PR1	PRX	PR2	PR	PR	PR	DR1	DRX	DR2	DR	DR	DR	
1077	FK Tosno (T)	Lok.Moscova (	Lu	12:00	3.95	3.70	1.70	1.91	1.17	1.19	4.60	2.35	2.15	1.47	1.07	1.39	4.57	2.70	1.95	1.63	1.10	1.35	
					TG	TG	TG	TG	TG	TG	TG	TG	TG	TG	TG	TG	TG	TG	TG	TG	TG	TG	
					0-1	0-2	0-3	1-2	1-3	2-3	2-4	2-5	3-4	3-5	4-6	2G	2+	3+	4+	5+	6+	7+	
1077	FK Tosno (T)	Lok.Moscova (	Lu	12:00	4.70	2.30	1.48	2.55	1.65	2.15	1.43	1.23	2.25	1.73	2.60	4.45	1.12	1.55	2.30	3.45	6.50	12.0	
					PR	PR	PR	PR	±H	H	H X	H	W1	W2	Wp1	Wp2	I>II	I=II	I<II	PsF	PsF	X	PsF
					0-1	2-3	1+	2+															
1077	FK Tosno (T)	Lok.Moscova (	Lu	12:00	-	-	-	-	1.0	1.91	3.45	2.80	2.88	1.24	2.98	1.39	2.95	3.35	2.00	2.80	2.05	1.50	
					1-1	1-X	1-2	X-1	X-X	X-2	2-1	2-X	2-2	GM	OM	GN	ON	GG	NG	GG3	GM-	OM-	
																				+	PR1+	PR1+	
1077	FK Tosno (T)	Lok.Moscova (	Lu	12:00	8.50	17.0	25.0	10.0	5.50	4.50	34.0	17.0	2.62	-	-	-	-	-	-	-	-	-	

## Scotia - U20 Development League West League

Cod	Gazde	Oaspeti	Zi	Ora	1	X	2	1X	X2	12	PR1	PRX	PR2	PR	PR	PR	DR1	DRX	DR2	DR	DR	DR
					1	X	2	1X	X2	12	PR1	PRX	PR2	PR	PR	PR	DR1	DRX	DR2	DR	DR	DR
1293	Airdrieonians	Queens Park U	Lu	21:45	1.75	4.35	3.23	1.25	1.85	1.13	-	-	-	-	-	-	-	-	-	-	-	-
1295	Ayr United U2	Queen of the	Lu	22:00	2.00	3.75	2.90	1.30	1.65	1.18	-	-	-	-	-	-	-	-	-	-	-	-
					TG	TG	TG	TG	TG	TG	TG	TG	TG	TG	TG	TG	TG	TG	TG	TG	TG	TG
					0-1	0-2	0-3	1-2	1-3	2-3	2-4	2-5	3-4	3-5	4-6	2G	2+	3+	4+	5+	6+	7+
1293	Airdrieonians	Queens Park U	Lu	21:45	8.00	3.00	1.80	3.20	2.10	2.40	1.50	1.27	2.00	1.55	1.90	5.10	1.02	1.35	1.70	2.45	3.45	6.00
1295	Ayr United U2	Queen of the	Lu	22:00	8.00	3.00	1.80	3.20	2.10	2.40	1.50	1.27	2.10	1.55	2.00	5.10	1.02	1.35	1.70	2.45	3.45	6.00

## Scotia - U20 Development League West League

					PR 0-1	PR 2-3	PR 1+	PR 2+	±H	H 1	H X	H 2	W1	W2	Wp1	Wp2	I>II	I=II	I<II	P sF 1	P sF X	P sF 2
1293	Airdrieonians	Queens Park U	Lu	21:45	-	-	-	-	-1.0	2.85	3.45	1.85	1.35	2.49	-	-	-	-	-	-	-	-
1295	Ayr United U2	Queen of the	Lu	22:00	-	-	-	-	-1.0	3.55	3.55	1.65	1.47	2.13	-	-	-	-	-	-	-	-

## Turcia - Super Lig

Cod	Gazde	Oaspeti	Zi	Ora	Final					Prima repriză					A doua repriză							
					1	X	2	1X	X2	12	PR1	PRX	PR2	PR 1X	PR X2	PR 12	DR1	DRX	DR2	DR 1X	DR X2	DR 12
5086	Konyaspor	K. Karabukspor	Lu	19:00	1.90	3.50	3.70	1.25	1.80	1.25	2.45	2.08	4.50	1.11	1.42	1.59	2.20	2.35	4.10	1.15	1.50	1.45
Total goluri																						
					TG 0-1	TG 0-2	TG 0-3	TG 1-2	TG 1-3	TG 2-3	TG 2-4	TG 2-5	TG 3-4	TG 3-5	TG 4-6	TG 2G	TG 2+	TG 3+	TG 4+	TG 5+	TG 6+	TG 7+
5086	Konyaspor	K. Karabukspor	Lu	19:00	3.20	1.75	1.25	2.00	1.42	2.07	1.50	1.35	2.50	2.10	3.85	3.50	1.23	1.95	3.50	7.00	11.0	38.0
					Total goluri prima repriză					Total goluri a doua repriză					Mai multe goluri			Pauză sau Final				
					PR 0-1	PR 2-3	PR 1+	PR 2+	PR 3+	PR 4+	DR 0-1	DR 2-3	DR 1+	DR 2+	DR 3+	DR 4+	I>II	I=II	I<II	P sF 1	P sF X	P sF 2
5086	Konyaspor	K. Karabukspor	Lu	19:00	1.35	3.10	1.41	2.90	8.20	16.0	1.58	2.50	1.20	2.15	4.75	13.0	2.95	3.35	2.00	1.60	1.75	2.90
Pauză - Final												Marchează										
					1-1	1-X	1-2	X-1	X-X	X-2	2-1	2-X	2-2	GM	OM	GN	ON	GG	NG	GG3 +	GM- PR1+	OM- PR1+
5086	Konyaspor	K. Karabukspor	Lu	19:00	3.20	16.5	33.0	5.00	5.25	7.00	26.0	16.5	7.00	1.22	1.45	3.40	2.35	1.85	1.85	2.25	1.88	2.80
Scor corect (Final)												Scor corect (Prima repriză)										
					1:0	2:0	2:1	3:0	0:0	1:1	2:2	0:1	0:2	1:2	0:3	pr1:Cpr2:0	pr2:1pr0:0	pr0:1pr0:2	pr0:2pr1:2			
5086	Konyaspor	K. Karabukspor	Lu	19:00	6.00	7.00	8.00	18.0	9.24	6.50	17.0	9.50	19.0	15.0	50.0	3.60	9.00	17.0	2.65	5.25	17.0	26.0
					Winner (final)		Winner (pauză)		Handicap			Primul gol		Victorie dublă		Marchează în ambele reprize						
					W1	W2	Wp1	Wp2	±H	H 1	H X	H 2	PG 1	PG 2	VD 11	VD 22	1D	2D	1N	2N	1D 2D	1N 2N
5086	Konyaspor	K. Karabukspor	Lu	19:00	1.36	2.64	1.46	2.68	-1.0	3.40	3.50	1.80	1.65	2.00	5.39	18.5	2.85	4.75	1.32	1.11	11.3	1.37
Combinatii Winner																						
					1& 1-2	1& 3+	1& 1-3	1& 4+	1& 2-3	1/1& 3+	1&Pr 2+	1/1& Pr2+	1&G G	Pr2+ &Dr1	Pr1+ &Dr2	2& 1-2	2& 3+	2& 1-3	2& 4+	2& 2-3	2/2& 3+	2&Pr 2+
5086	Konyaspor	K. Karabukspor	Lu	19:00	3.22	3.14	2.29	5.64	3.33	5.10	4.67	7.35	3.55	3.11	2.71	6.27	6.11	4.45	11.0	6.49	11.2	9.09

## Turcia - TFF 1. Lig

Cod	Gazde	Oaspeti	Zi	Ora	Final					Prima repriză					A doua repriză							
					1	X	2	1X	X2	12	PR1	PRX	PR2	PR 1X	PR X2	PR 12	DR1	DRX	DR2	DR 1X	DR X2	DR 12
2221	Eskisehirspor	Gaziantepspor	Lu	17:00	1.25	5.50	9.75	1.01	3.40	1.10	1.63	2.65	8.50	-	1.99	1.33	1.40	3.40	8.09	-	2.44	1.19
Total goluri																						
					TG 0-1	TG 0-2	TG 0-3	TG 1-2	TG 1-3	TG 2-3	TG 2-4	TG 2-5	TG 3-4	TG 3-5	TG 4-6	TG 2G	TG 2+	TG 3+	TG 4+	TG 5+	TG 6+	TG 7+
2221	Eskisehirspor	Gaziantepspor	Lu	17:00	5.20	2.40	1.58	2.75	1.70	2.30	1.50	1.27	2.15	1.75	2.60	4.10	1.10	1.50	2.25	3.75	6.50	11.0
					Total goluri prima repriză					Total goluri a doua repriză					Mai multe goluri			Pauză sau Final				
					PR 0-1	PR 2-3	PR 1+	PR 2+	PR 3+	PR 4+	DR 0-1	DR 2-3	DR 1+	DR 2+	DR 3+	DR 4+	I>II	I=II	I<II	P sF 1	P sF X	P sF 2
2221	Eskisehirspor	Gaziantepspor	Lu	17:00	1.60	2.40	1.18	2.20	5.55	8.50	1.95	2.10	1.11	1.73	3.25	5.50	2.85	3.40	2.05	1.18	2.35	6.40
Pauză - Final												Marchează										
					1-1	1-X	1-2	X-1	X-X	X-2	2-1	2-X	2-2	GM	OM	GN	ON	GG	NG	GG3 +	GM- PR1+	OM- PR1+
2221	Eskisehirspor	Gaziantepspor	Lu	17:00	1.75	19.0	50.0	4.20	8.00	19.5	22.0	19.0	18.0	1.05	1.75	6.00	1.85	1.95	1.75	2.15	1.27	3.40
Scor corect (Final)												Scor corect (Prima repriză)										
					1:0	2:0	2:1	3:0	0:0	1:1	2:2	0:1	0:2	1:2	0:3	pr1:Cpr2:0	pr2:1pr0:0	pr0:1pr0:2	pr0:2pr1:2			
2221	Eskisehirspor	Gaziantepspor	Lu	17:00	7.00	6.00	9.00	8.50	13.3	11.0	35.0	17.0	50.0	35.0	100	3.10	5.00	15.0	3.40	10.0	51.0	51.0

## Turcia - TFF 1. Lig

	Winner (final)	Winner (pauză)	Handicap			Primul gol		Victorie dublă		Marchează în ambele reprize											
			W1	W2	Wp1	Wp2	±H	H 1	H X	H 2	PG 1	PG 2	VD 11	VD 22	1D	2D	1N	2N	1D 2D	1N 2N	
2221 Eskisehirspor	Gaziantepspor	Lu	17:00	1.01	7.89	1.13	5.89	-1.0	1.70	3.80	3.40	-	-	2.28	68.8	1.70	8.00	1.91	1.01	11.3	1.80
Combinatii Winner																					
	1& 1-2	1& 3+	1& 1-3	1& 4+	1& 2-3	1/1& 3+	1&Pr 2+	1/1& Pr2+	1&G G	Pr2+ &Dr1	Pr1+ &Dr2	2& 1-2	2& 3+	2& 1-3	2& 4+	2& 2-3	2/2& 3+	2&Pr 2+			
2221 Eskisehirspor	Gaziantepspor	Lu	17:00	2.91	1.65	1.80	2.40	2.44	2.10	2.33	2.90	2.45	2.18	1.82	22.7	12.4	14.1	18.6	19.0	19.7	18.2

## Turcia Amatori - U21 Ligi, Gr. Super Lig

Cod	Gazde	Oaspeti	Zi	Ora	1	X	2	1X	X2	12	PR1	PRX	PR2	PR 1X	PR 2X	PR 12	DR1	DRX	DR2	DR 1X	DR 2X	DR 12
1084	Torku Konyasp	K. Karabukspo	Lu	12:00	1.30	4.80	7.50	1.02	2.90	1.11	1.66	2.70	7.00	-	1.87	1.29	1.50	3.25	6.70	1.02	2.18	1.22
					TG 0-1	TG 0-2	TG 0-3	TG 1-2	TG 1-3	TG 2-3	TG 2-4	TG 2-5	TG 3-4	TG 3-5	TG 4-6	TG 2G	TG 2+	TG 3+	TG 4+	TG 5+	TG 6+	TG 7+
1084	Torku Konyasp	K. Karabukspo	Lu	12:00	6.85	2.70	1.65	2.95	1.90	2.25	1.48	1.23	2.20	1.60	2.20	4.75	1.05	1.45	1.95	2.90	4.25	7.50
					PR 0-1	PR 2-3	PR 1+	PR 2+	±H	H 1	H X	H 2	W1	W2	Wp1	Wp2	I>II	I=II	I<II	Psf 1	Psf X	Psf 2
1084	Torku Konyasp	K. Karabukspo	Lu	12:00	-	-	-	-	-1.0	1.80	3.75	2.90	1.03	5.94	1.16	4.91	2.85	3.40	2.05	1.22	2.40	4.80
					1-1	1-X	1-2	X-1	X-X	X-2	2-1	2-X	2-2	GM	OM	GN	ON	GG	NG	GG3	GM-	OM-
1084	Torku Konyasp	K. Karabukspo	Lu	12:00	1.85	19.0	50.0	4.30	7.50	19.0	22.0	19.0	12.0	-	-	-	-	-	-	-	-	-

## Turcia Amatori - U21 Ligi, Gr.1 Lig

Cod	Gazde	Oaspeti	Zi	Ora	1	X	2	1X	X2	12	PR1	PRX	PR2	PR 1X	PR 2X	PR 12	DR1	DRX	DR2	DR 1X	DR 2X	DR 12
1085	Eskisehirspor	Gaziantepspor	Lu	12:00	1.45	4.35	5.20	1.09	2.37	1.13	1.85	2.55	5.50	1.02	1.67	1.32	1.70	2.90	6.06	1.04	1.86	1.30
					TG 0-1	TG 0-2	TG 0-3	TG 1-2	TG 1-3	TG 2-3	TG 2-4	TG 2-5	TG 3-4	TG 3-5	TG 4-6	TG 2G	TG 2+	TG 3+	TG 4+	TG 5+	TG 6+	TG 7+
1085	Eskisehirspor	Gaziantepspor	Lu	12:00	5.60	2.55	1.65	3.00	1.85	2.35	1.50	1.28	2.10	1.75	2.45	4.20	1.08	1.45	2.10	3.55	6.20	11.0
					PR 0-1	PR 2-3	PR 1+	PR 2+	±H	H 1	H X	H 2	W1	W2	Wp1	Wp2	I>II	I=II	I<II	Psf 1	Psf X	Psf 2
1085	Eskisehirspor	Gaziantepspor	Lu	12:00	-	-	-	-	-1.0	2.20	3.50	2.37	1.12	4.00	1.26	3.74	2.85	3.40	2.05	1.35	2.25	3.20
					1-1	1-X	1-2	X-1	X-X	X-2	2-1	2-X	2-2	GM	OM	GN	ON	GG	NG	GG3	GM-	OM-
1085	Eskisehirspor	Gaziantepspor	Lu	12:00	2.10	17.0	45.0	4.40	5.75	16.0	22.0	17.5	11.0	-	-	-	-	-	-	-	-	-

## Turcia - Liga U19

Cod	Gazde	Oaspeti	Zi	Ora	1	X	2	1X	X2	12	PR1	PRX	PR2	PR 1X	PR 2X	PR 12	DR1	DRX	DR2	DR 1X	DR 2X	DR 12
1273	Genclerbirlig	Sivasspor U19	Lu	12:00	1.32	5.50	5.82	1.06	1.80	1.08	-	-	-	-	-	-	-	-	-	-	-	-
					TG 0-1	TG 0-2	TG 0-3	TG 1-2	TG 1-3	TG 2-3	TG 2-4	TG 2-5	TG 3-4	TG 3-5	TG 4-6	TG 2G	TG 2+	TG 3+	TG 4+	TG 5+	TG 6+	TG 7+
1273	Genclerbirlig	Sivasspor U19	Lu	12:00	8.00	3.00	1.80	3.20	2.10	2.40	1.50	1.27	2.10	1.55	2.00	5.10	1.02	1.35	1.75	2.45	3.45	6.00
					PR 0-1	PR 2-3	PR 1+	PR 2+	±H	H 1	H X	H 2	W1	W2	Wp1	Wp2	I>II	I=II	I<II	Psf 1	Psf X	Psf 2
1273	Genclerbirlig	Sivasspor U19	Lu	12:00	-	-	-	-	-1.0	1.85	3.60	2.80	1.08	4.76	-	-	-	-	-	-	-	-

## Argentina - Primera B

Cod	Gazde	Oaspeti	Zi	Ora	Final			Prima repriză			A doua repriză											
					1	X	2	1X	X2	12	PR1	PRX	PR2	PR 1X	PR 2X	PR 12	DR1	DRX	DR2	DR 1X	DR 2X	DR 12
2226	San Telmo	Atl. Atlanta	Lu	22:00	2.50	3.00	2.70	1.35	1.40	1.30	3.20	1.82	4.00	1.11	1.19	1.70	2.80	2.25	3.10	1.24	1.30	1.47
Total goluri																						
					TG 0-1	TG 0-2	TG 0-3	TG 1-2	TG 1-3	TG 2-3	TG 2-4	TG 2-5	TG 3-4	TG 3-5	TG 4-6	TG 2G	TG 2+	TG 3+	TG 4+	TG 5+	TG 6+	TG 7+
2226	San Telmo	Atl. Atlanta	Lu	22:00	2.40	1.40	1.13	1.55	1.29	2.00	1.67	1.50	3.15	2.95	5.75	3.00	1.40	2.70	5.35	12.5	18.0	52.0
					Total goluri prima repriză					Total goluri a doua repriză					Mai multe goluri			Pauză sau Final				

## Argentina - Primera B

Cod	Gazde	Oaspeti	Zi	Ora	Total goluri prima repriză						Total goluri a doua repriză						Mai multe goluri			Pauză sau Final			
					PR 0-1	PR 2-3	PR 1+	PR 2+	PR 3+	PR 4+	DR 0-1	DR 2-3	DR 1+	DR 2+	DR 3+	DR 4+	I>II	I=II	I<II	Psf 1	Psf X	Psf 2	
					1.21	4.30	1.65	4.10	11.8	35.0	1.35	3.10	1.38	2.85	8.00	26.0	3.15	3.20	1.95	2.00	1.50	2.20	
2226	San Telmo	Atl. Atlanta	Lu	22:00	Pauză - Final						Marchează												
					1-1	1-X	1-2	X-1	X-X	X-2	2-1	2-X	2-2	GM	OM	GN	ON	GG	NG	GG3	GM-	OM-	
2226	San Telmo	Atl. Atlanta	Lu	22:00	Scor corect (Final)						Scor corect (Prima repriză)												
					1:0	2:0	2:1	3:0	0:0	1:1	2:2	0:1	0:2	1:2	0:3	pr1:Cpr2:0	pr2:1pr0:0	pr0:1pr0:2	pr1:2				
2226	San Telmo	Atl. Atlanta	Lu	22:00	Winner (final)		Winner (pauză)		Handicap			Primul gol		Victorie dublă		Marchează în ambele reprize							
					W1	W2	Wp1	Wp2	±H	H 1	H X	H 2	PG 1	PG 2	VD 11	VD 22	1D	2D	1N	2N	1D	1N	
2226	San Telmo	Atl. Atlanta	Lu	22:00	Combinajii Winner																		
					1& 1-2	1& 3+	1& 1-3	1& 4+	1& 2-3	1/1& 3+	1&Pr 2+	1/1& Pr2+	1&G &Dr1	Pr2+ &Dr2	Pr1+ 1-2	2& 3+	2& 1-3	2& 4+	2& 2-3	2/2& 3+	2&Pr 2+		
2226	San Telmo	Atl. Atlanta	Lu	22:00	3.28	5.72	2.73	11.3	4.24	9.50	8.69	14.8	6.50	5.05	4.20	3.55	6.18	2.95	12.2	4.58	10.5	9.38	

## Argentina - Primera B Nacional

Cod	Gazde	Oaspeti	Zi	Ora	Final						Prima repriză						A doua repriză					
					1	X	2	1X	X2	12	PR1	PRX	PR2	PR 1X	PR 1X2	PR 12	DR1	DRX	DR2	DR 1X	DR 1X2	DR 12
					2.55	2.85	2.80	1.35	1.41	1.34	3.15	1.90	3.70	1.15	1.22	1.66	3.05	2.00	3.38	1.23	1.26	1.65
3474	Deportivo Rie	Santamarina	Lu	22:00	Total goluri																	
					TG 0-1	TG 0-2	TG 0-3	TG 1-2	TG 1-3	TG 2-3	TG 2-4	TG 2-5	TG 3-4	TG 3-5	TG 4-6	TG 2G	TG 2+	TG 3+	TG 4+	TG 5+	TG 6+	TG 7+
3474	Deportivo Rie	Santamarina	Lu	22:00	Total goluri prima repriză						Total goluri a doua repriză						Mai multe goluri			Pauză sau Final		
					PR 0-1	PR 2-3	PR 1+	PR 2+	PR 3+	PR 4+	DR 0-1	DR 2-3	DR 1+	DR 2+	DR 3+	DR 4+	I>II	I=II	I<II	Psf 1	Psf X	Psf 2
3474	Deportivo Rie	Santamarina	Lu	22:00	Pauză - Final						Marchează											
					1-1	1-X	1-2	X-1	X-X	X-2	2-1	2-X	2-2	GM	OM	GN	ON	GG	NG	GG3	GM-	OM-
3474	Deportivo Rie	Santamarina	Lu	22:00	Scor corect (Final)						Scor corect (Prima repriză)											
					1:0	2:0	2:1	3:0	0:0	1:1	2:2	0:1	0:2	1:2	0:3	pr1:Cpr2:0	pr2:1pr0:0	pr0:1pr0:2	pr1:2			
3474	Deportivo Rie	Santamarina	Lu	22:00	Winner (final)		Winner (pauză)		Handicap			Primul gol		Victorie dublă		Marchează în ambele reprize						
					W1	W2	Wp1	Wp2	±H	H 1	H X	H 2	PG 1	PG 2	VD 11	VD 22	1D	2D	1N	2N	1D	1N
3474	Deportivo Rie	Santamarina	Lu	22:00	Combinajii Winner																	
					1& 1-2	1& 3+	1& 1-3	1& 4+	1& 2-3	1/1& 3+	1&Pr 2+	1/1& Pr2+	1&G &Dr1	Pr2+ &Dr2	Pr1+ 1-2	2& 3+	2& 1-3	2& 4+	2& 2-3	2/2& 3+	2&Pr 2+	
3474	Deportivo Rie	Santamarina	Lu	22:00	3.78	5.19	2.87	10.2	4.32	8.75	7.89	13.0	5.50	4.33	3.67	4.15	5.69	3.16	11.2	4.75	9.25	8.66

## Argentina - Primera C

Cod	Gazde	Oaspeti	Zi	Ora	1	X	2	1X	X2	12	PR1	PRX	PR2	PR 1X	PR 1X2	PR 12	DR1	DRX	DR2	DR 1X	DR 1X2	DR 12
1275	Argentino De	FC Midland	Lu	22:00	2.50	3.00	2.65	1.36	1.41	1.29	3.20	1.82	4.00	1.11	1.19	1.70	2.80	2.25	3.10	1.24	1.30	1.47

## Argentina - Primera C

Cod	Gazde	Oaspeti	Zi	Ora	1	X	2	1X	X2	12	PR1	PRX	PR2	PR 1X	PR X2	PR 12	DR1	DRX	DR2	DR 1X	DR X2	DR 12
1277	CD Y Mutual L	Central Cordo	Lu	22:00	2.30	3.00	3.00	1.30	1.50	1.30	2.90	1.93	4.00	1.11	1.24	1.61	2.60	2.30	3.28	1.22	1.35	1.45
1290	Def.De Cambac	Sportivo Barr	Lu	22:00	1.60	3.50	5.00	1.10	2.10	1.20	2.17	2.05	6.00	1.01	1.46	1.53	1.85	2.60	5.03	1.08	1.71	1.35
1291	Dep. Laferrer	Ituzaingo	Lu	22:00	2.00	3.20	3.35	1.23	1.65	1.25	2.65	1.92	4.70	1.06	1.30	1.61	2.30	2.35	3.79	1.16	1.45	1.43
					TG 0-1	TG 0-2	TG 0-3	TG 1-2	TG 1-3	TG 2-3	TG 2-4	TG 2-5	TG 3-4	TG 3-5	TG 4-6	TG 2G	TG 2+	TG 3+	TG 4+	TG 5+	TG 6+	TG 7+
1275	Argentino De	FC Midland	Lu	22:00	2.85	1.40	1.21	1.45	1.26	1.95	1.53	1.43	2.85	2.80	3.80	2.75	1.31	2.70	3.45	5.50	17.0	45.0
1277	CD Y Mutual L	Central Cordo	Lu	22:00	3.15	1.55	1.25	1.60	1.32	2.05	1.48	1.38	2.60	2.45	3.50	3.00	1.25	2.30	3.20	4.70	13.0	40.0
1290	Def.De Cambac	Sportivo Barr	Lu	22:00	3.20	1.60	1.27	1.70	1.35	2.05	1.45	1.35	2.55	2.40	3.40	3.10	1.24	2.20	3.10	4.45	11.0	35.0
1291	Dep. Laferrer	Ituzaingo	Lu	22:00	3.10	1.50	1.23	1.55	1.30	2.00	1.50	1.40	2.65	2.55	3.60	2.90	1.27	2.40	3.35	4.80	15.0	45.0
					PR 0-1	PR 2-3	PR 1+	PR 2+	±H	H 1	H X	H 2	W1	W2	Wp1	Wp2	I>II	I=II	I<II	Psf 1	Psf X	Psf 2
1275	Argentino De	FC Midland	Lu	22:00	1.30	3.80	1.30	2.90	-1.0	5.25	3.80	1.41	1.67	1.77	1.70	2.12	3.15	3.20	1.95	2.00	1.50	2.20
1277	CD Y Mutual L	Central Cordo	Lu	22:00	1.33	3.40	1.26	2.75	-1.0	4.50	3.65	1.50	1.53	2.00	1.63	2.24	3.15	3.20	1.95	1.92	1.56	2.67
1290	Def.De Cambac	Sportivo Barr	Lu	22:00	1.35	3.30	1.25	2.65	-1.0	2.60	3.50	2.10	1.14	3.57	1.28	3.54	2.95	3.35	2.00	1.49	1.67	3.83
1291	Dep. Laferrer	Ituzaingo	Lu	22:00	1.32	3.50	1.27	2.85	-1.0	3.80	3.55	1.65	1.38	2.30	1.48	2.62	3.15	3.20	1.95	1.70	1.58	2.98
					1-1	1-X	1-2	X-1	X-X	X-2	2-1	2-X	2-2	GM	OM	GN	ON	GG	NG	GG3	GM-	OM-
																			+	PR1+	PR1+	
1275	Argentino De	FC Midland	Lu	22:00	4.35	15.0	28.0	5.60	4.65	5.75	28.0	15.0	4.55	1.42	1.47	2.45	2.35	2.20	1.60	3.20	2.30	2.40
1277	CD Y Mutual L	Central Cordo	Lu	22:00	3.85	15.5	29.0	5.40	4.75	5.90	28.0	16.0	4.80	1.32	1.40	2.80	2.50	1.95	1.75	2.65	2.10	2.50
1290	Def.De Cambac	Sportivo Barr	Lu	22:00	2.35	17.0	35.0	4.50	5.75	11.0	25.0	17.0	9.50	1.18	1.70	3.80	1.90	2.15	1.60	2.50	1.75	3.00
1291	Dep. Laferrer	Ituzaingo	Lu	22:00	3.45	16.0	32.0	5.00	5.00	6.50	28.0	16.5	6.00	1.27	1.55	3.10	2.15	2.00	1.70	2.80	2.00	2.70

## Argentina - Primera D Metropolitana

Cod	Gazde	Oaspeti	Zi	Ora	1	X	2	1X	X2	12	PR1	PRX	PR2	PR 1X	PR X2	PR 12	DR1	DRX	DR2	DR 1X	DR X2	DR 12
1296	Claypole	Puerto Nuevo	Lu	22:00	2.10	3.50	2.86	1.31	1.58	1.21	2.75	1.93	4.20	1.09	1.27	1.61	2.40	2.35	3.55	1.18	1.41	1.43
					TG 0-1	TG 0-2	TG 0-3	TG 1-2	TG 1-3	TG 2-3	TG 2-4	TG 2-5	TG 3-4	TG 3-5	TG 4-6	TG 2G	TG 2+	TG 3+	TG 4+	TG 5+	TG 6+	TG 7+
1296	Claypole	Puerto Nuevo	Lu	22:00	3.15	1.55	1.25	1.60	1.32	2.05	1.48	1.38	2.60	2.45	3.50	3.00	1.25	2.30	3.20	4.70	13.0	40.0
					PR 0-1	PR 2-3	PR 1+	PR 2+	±H	H 1	H X	H 2	W1	W2	Wp1	Wp2	I>II	I=II	I<II	Psf 1	Psf X	Psf 2
1296	Claypole	Puerto Nuevo	Lu	22:00	-	-	-	-	-1.0	3.95	3.55	1.58	1.50	2.04	1.55	2.37	3.15	3.20	1.95	1.79	1.68	2.46
					1-1	1-X	1-2	X-1	X-X	X-2	2-1	2-X	2-2	GM	OM	GN	ON	GG	NG	GG3	GM-	OM-
																			+	PR1+	PR1+	
1296	Claypole	Puerto Nuevo	Lu	22:00	3.55	16.0	31.0	5.30	4.80	6.00	28.0	16.0	5.50	-	-	-	-	-	-	-	-	-

## Argentina - Torneo Federal A

Cod	Gazde	Oaspeti	Zi	Ora	1	X	2	1X	X2	12	PR1	PRX	PR2	PR 1X	PR X2	PR 12	DR1	DRX	DR2	DR 1X	DR X2	DR 12
1297	Libertad de S	CA Parana	Lu	23:00	2.00	3.00	3.60	1.20	1.64	1.29	-	-	-	-	-	-	-	-	-	-	-	-
					TG 0-1	TG 0-2	TG 0-3	TG 1-2	TG 1-3	TG 2-3	TG 2-4	TG 2-5	TG 3-4	TG 3-5	TG 4-6	TG 2G	TG 2+	TG 3+	TG 4+	TG 5+	TG 6+	TG 7+
1297	Libertad de S	CA Parana	Lu	23:00	3.15	1.55	1.25	1.60	1.32	2.05	1.48	1.38	2.60	2.45	3.50	3.00	1.25	2.30	3.20	4.70	13.0	40.0
					PR 0-1	PR 2-3	PR 1+	PR 2+	±H	H 1	H X	H 2	W1	W2	Wp1	Wp2	I>II	I=II	I<II	Psf 1	Psf X	Psf 2
1297	Libertad de S	CA Parana	Lu	23:00	-	-	-	-	-1.0	3.80	3.55	1.64	1.33	2.40	-	-	-	-	-	-	-	-

## Argentina - Campeonato De Reserva De Primera Div.

Cod	Gazde	Oaspeti	Zi	Ora	1	X	2	1X	X2	12	PR1	PRX	PR2	PR 1X	PR X2	PR 12	DR1	DRX	DR2	DR 1X	DR X2	DR 12
1320	Rosario C. (R)	Newells Old B	Lu	14:00	2.40	3.20	2.62	1.37	1.44	1.25	-	-	-	-	-	-	-	-	-	-	-	-
					TG 0-1	TG 0-2	TG 0-3	TG 1-2	TG 1-3	TG 2-3	TG 2-4	TG 2-5	TG 3-4	TG 3-5	TG 4-6	TG 2G	TG 2+	TG 3+	TG 4+	TG 5+	TG 6+	TG 7+
1320	Rosario C. (R)	Newells Old B	Lu	14:00	3.30	1.65	1.30	1.75	1.40	2.05	1.42	1.32	2.55	2.30	3.30	3.20	1.23	2.10	2.90	4.30	10.0	30.0
					PR 0-1	PR 2-3	PR 1+	PR 2+	±H	H 1	H X	H 2	W1	W2	Wp1	Wp2	I>II	I=II	I<II	Psf 1	Psf X	Psf 2
1320	Rosario C. (R)	Newells Old B	Lu	14:00	-	-	-	-	-1.0	4.88	3.70	1.44	1.65	1.80	-	-	-	-	-	-	-	-

## Brazilia - U20 Copa Internacional Ipiranga

## Brazilia - U20 Copa Internacional Ipiranga

Cod	Gazde	Oaspeti	Zi	Ora	1	X	2	1X	X2	12	PR1	PRX	PR2	PR	PR	PR	DR1	DRX	DR2	DR	DR	DR
														1X	X2	12				1X	X2	12
2039	CA Huracan U2	Cruzeiro U20	Lu	14:00	1.90	3.20	3.67	1.19	1.71	1.25	-	-	-	-	-	-	-	-	-	-	-	-
2040	Palmeiras U20	Club Nacional	Lu	19:00	2.50	2.90	2.73	1.34	1.41	1.30	-	-	-	-	-	-	-	-	-	-	-	-
2048	Ponte Preta S	Juventude RS	Lu	20:30	2.00	3.20	3.35	1.23	1.64	1.25	-	-	-	-	-	-	-	-	-	-	-	-
2049	Fluminense U2	Gremio RS U20	Lu	21:30	1.60	4.20	4.03	1.16	2.06	1.15	-	-	-	-	-	-	-	-	-	-	-	-
					TG	TG	TG	TG	TG	TG	TG	TG	TG	TG	TG	TG	TG	TG	TG	TG	TG	TG
					0-1	0-2	0-3	1-2	1-3	2-3	2-4	2-5	3-4	3-5	4-6	2G	2+	3+	4+	5+	6+	7+
2039	CA Huracan U2	Cruzeiro U20	Lu	14:00	3.70	1.95	1.36	1.95	1.47	2.10	1.38	1.27	2.35	1.95	2.85	3.85	1.18	1.75	2.65	3.90	8.00	20.0
2040	Palmeiras U20	Club Nacional	Lu	19:00	3.60	1.85	1.35	1.90	1.45	2.10	1.38	1.28	2.40	2.05	2.90	3.60	1.20	1.85	2.70	3.90	8.25	22.0
2048	Ponte Preta S	Juventude RS	Lu	20:30	4.00	2.00	1.37	2.25	1.48	2.10	1.36	1.26	2.35	1.90	2.80	4.00	1.15	1.70	2.60	3.80	7.85	18.0
2049	Fluminense U2	Gremio RS U20	Lu	21:30	4.40	2.10	1.42	2.35	1.52	2.15	1.40	1.25	2.30	1.80	2.70	4.15	1.13	1.65	2.45	3.70	7.25	16.0
					PR	PR	PR	PR	±H	H 1	H X	H 2	W1	W2	Wp1	Wp2	I>II	I=II	I<II	Psf 1	Psf X	Psf 2
					0-1	2-3	1+	2+														
2039	CA Huracan U2	Cruzeiro U20	Lu	14:00	-	-	-	-	-1.0	3.50	3.50	1.71	1.31	2.52	-	-	-	-	-	-	-	-
2040	Palmeiras U20	Club Nacional	Lu	19:00	-	-	-	-	-1.0	5.12	3.80	1.41	1.64	1.79	-	-	-	-	-	-	-	-
2048	Ponte Preta S	Juventude RS	Lu	20:30	-	-	-	-	-1.0	3.80	3.55	1.64	1.38	2.30	-	-	-	-	-	-	-	-
2049	Fluminense U2	Gremio RS U20	Lu	21:30	-	-	-	-	-1.0	2.60	3.50	2.06	1.22	3.07	-	-	-	-	-	-	-	-

## Uruguay - Primera Division Reserve League

Cod	Gazde	Oaspeti	Zi	Ora	1	X	2	1X	X2	12	PR1	PRX	PR2	PR	PR	PR	DR1	DRX	DR2	DR	DR	DR
														1X	X2	12				1X	X2	12
1102	Montevideo W.	Sud America (	Lu	14:00	1.90	3.60	3.25	1.24	1.71	1.20	-	-	-	-	-	-	-	-	-	-	-	-
1103	Juventud L.P	Def.Sporting	Lu	15:00	2.62	3.50	2.25	1.50	1.37	1.21	-	-	-	-	-	-	-	-	-	-	-	-
					TG	TG	TG	TG	TG	TG	TG	TG	TG	TG	TG	TG	TG	TG	TG	TG	TG	TG
					0-1	0-2	0-3	1-2	1-3	2-3	2-4	2-5	3-4	3-5	4-6	2G	2+	3+	4+	5+	6+	7+
1102	Montevideo W.	Sud America (	Lu	14:00	4.70	2.30	1.48	2.55	1.65	2.15	1.43	1.23	2.25	1.73	2.60	4.45	1.12	1.55	2.30	3.45	6.50	10.0
1103	Juventud L.P	Def.Sporting	Lu	15:00	4.70	2.30	1.48	2.55	1.65	2.15	1.43	1.23	2.25	1.73	2.60	4.45	1.12	1.55	2.15	3.20	6.20	10.0
					PR	PR	PR	PR	±H	H 1	H X	H 2	W1	W2	Wp1	Wp2	I>II	I=II	I<II	Psf 1	Psf X	Psf 2
					0-1	2-3	1+	2+														
1102	Montevideo W.	Sud America (	Lu	14:00	-	-	-	-	-1.0	3.35	3.50	1.71	1.37	2.35	-	-	-	-	-	-	-	-
1103	Juventud L.P	Def.Sporting	Lu	15:00	-	-	-	-	1.0	1.50	3.65	4.10	1.87	1.61	-	-	-	-	-	-	-	-

## Egipt - Cupa

Cod	Gazde	Oaspeti	Zi	Ora	Final							Prima repriză							A doua repriză							
					1	X	2	1X	X2	12	PR1	PRX	PR2	PR	PR	PR	DR1	DRX	DR2	DR	DR	DR				
														1X	X2	12				1X	X2	12				
1089	AL Asyooti Sp	AL Ittihad	Lu	19:00	2.55	2.60	3.00	1.30	1.40	1.37	3.20	1.80	3.80	1.12	1.19	1.67	2.85	2.15	3.04	1.25	1.29	1.47				
					Total goluri																					
					TG	TG	TG	TG	TG	TG	TG	TG	TG	TG	TG	TG	TG	TG	TG	TG	TG	TG	TG			
					0-1	0-2	0-3	1-2	1-3	2-3	2-4	2-5	3-4	3-5	4-6	2G	2+	3+	4+	5+	6+	7+				
1089	AL Asyooti Sp	AL Ittihad	Lu	19:00	2.50	1.45	1.14	1.60	1.30	2.00	1.65	1.47	3.05	2.75	5.20	3.10	1.37	2.50	5.05	11.0	17.0	50.0				
					Total goluri prima repriză							Total goluri a doua repriză							Mai multe goluri			Pauză sau Final				
					PR	PR	PR	PR	PR	PR	DR	DR	DR	DR	DR	DR	I>II	I=II	I<II	Psf 1	Psf X	Psf 2				
					0-1	2-3	1+	2+	3+	4+	0-1	2-3	1+	2+	3+	4+										
1089	AL Asyooti Sp	AL Ittihad	Lu	19:00	1.23	3.90	1.60	3.70	11.3	32.0	1.38	3.00	1.35	2.70	7.00	26.0	3.15	3.20	1.95	2.10	1.45	2.30				
					Pauză - Final							Marchează														
					1-1	1-X	1-2	X-1	X-X	X-2	2-1	2-X	2-2	GM	OM	GN	ON	GG	NG	GG3	GM+	OM+				
1089	AL Asyooti Sp	AL Ittihad	Lu	19:00	4.50	15.0	28.0	5.70	3.70	5.75	28.0	15.0	5.00	1.40	1.45	2.50	2.35	2.10	1.65	3.00	2.30	2.30				
					Scor corect (Final)										Scor corect (Prima repriză)											
					1:0	2:0	2:1	3:0	0:0	1:1	2:2	0:1	0:2	1:2	0:3	pr1:Cpr2:0	pr2:1pr0:0	pr0:1	pr0:2	pr1:2						
1089	AL Asyooti Sp	AL Ittihad	Lu	19:00	7.50	10.0	9.00	25.0	4.95	6.00	17.0	8.50	12.0	10.0	35.0	4.00	15.0	31.0	2.00	4.33	15.0	31.0				
					Winner (final)			Winner (pauză)			Handicap				Primul gol		Victorie dublă		Marchează în ambele reprize							
					W1	W2	Wp1	Wp2	±H	H 1	H X	H 2	PG 1	PG 2	VD	VD	1D	2D	1N	2N	1D	1N				
1089	AL Asyooti Sp	AL Ittihad	Lu	19:00	1.57	1.85	1.73	2.06	-1.0	5.70	3.80	1.40	-	-	10.0	11.0	4.50	5.00	1.12	1.10	17.5	1.16				
					Combinajii Winner																					

## Egipt - Cupa

			Combinajii Winner																			
			1& 1-2	1& 3+	1& 1-3	1& 4+	1& 2-3	1/1& 3+	1&Pr 2+	1/1& Pr2+	1&G G	Pr2+ &Dr1+	Pr1+ &Dr2+	2& 1-2	2& 3+	2& 1-3	2& 4+	2& 2-3	2/2& 3+	2&Pr 2+		
1089	AL Asyooti Sp	AL Ittihad	Lu	19:00	3.46	5.40	2.81	10.9	4.32	9.22	8.00	13.3	6.20	4.46	3.86	4.07	6.36	3.31	12.8	5.08	10.3	9.41

## Maroc - Botola

Cod	Gazde	Oaspeti	Zi	Ora	Final					Prima repriză					A doua repriză							
					1	X	2	1X	X2	12	PR1	PRX	PR2	PR 1X	PR 1X2	PR 12	DR1	DRX	DR2	DR 1X	DR 1X2	DR 12
1090	AS Far	Berkane	Lu	19:00	2.30	3.10	2.95	1.30	1.50	1.30	2.95	1.87	4.10	1.11	1.25	1.69	2.60	2.30	3.30	1.20	1.35	1.45
Total goluri																						
TG 0-1 TG 0-2 TG 0-3 TG 1-2 TG 1-3 TG 2-3 TG 2-4 TG 2-5 TG 3-4 TG 3-5 TG 4-6 TG 2G TG 2+ TG 3+ TG 4+ TG 5+ TG 6+ TG 7+																						
1090	AS Far	Berkane	Lu	19:00	2.50	1.45	1.14	1.60	1.30	2.00	1.65	1.47	3.05	2.75	5.20	3.10	1.37	2.50	5.05	11.0	17.0	50.0
					Total goluri prima repriză					Total goluri a doua repriză					Mai multe goluri			Pauză sau Final				
PR 0-1 PR 2-3 PR 1+ PR 2+ PR 3+ PR 4+ DR 0-1 DR 2-3 DR 1+ DR 2+ DR 3+ DR 4+  >II I=II I<II PsF 1 PsF X PsF 2																						
1090	AS Far	Berkane	Lu	19:00	1.23	3.90	1.60	3.70	11.3	32.0	1.38	3.00	1.35	2.70	7.00	26.0	3.15	3.20	1.95	1.95	1.55	2.60
Pauză - Final											Marchează											
1-1 1-X 1-2 X-1 X-X X-2 2-1 2-X 2-2 GM OM GN ON GG NG GG3 GM- OM- + PR1+ PR1+																						
1090	AS Far	Berkane	Lu	19:00	3.85	15.5	29.0	5.40	4.75	5.90	28.0	16.0	4.80	1.35	1.55	2.70	2.15	2.20	1.60	2.90	2.25	2.65
Scor corect (Final)											Scor corect (Prima repriză)											
1:0 2:0 2:1 3:0 0:0 1:1 2:2 0:1 0:2 1:2 0:3 pr1:Cpr2:0 pr2:1pr0:0 pr0:1 pr0:2 pr1:2																						
1090	AS Far	Berkane	Lu	19:00	6.50	9.50	8.50	23.0	5.59	6.00	17.0	9.00	13.0	11.0	35.0	3.85	13.0	26.0	2.20	4.75	17.0	31.0
			Winner (final)			Winner (pauză)			Handicap			Primul gol		Victorie dublă		Marchează în ambele reprize						
W1 W2 Wp1 Wp2 ±H H 1 H X H 2 PG 1 PG 2 VD 11 VD 22 1D 2D 1N 2N 1D 2D 1N 2N																						
1090	AS Far	Berkane	Lu	19:00	1.56	2.00	1.62	2.25	-1.0	4.85	3.65	1.50	-	-	7.67	13.5	3.85	5.50	1.17	1.08	17.7	1.18
Combinajii Winner																						
1& 1-2 1& 3+ 1& 1-3 1& 4+ 1& 2-3 1/1& 3+ 1&Pr 2+ 1/1& Pr2+ 1&G G Pr2+ &Dr1+ Pr1+ &Dr2+ 2& 1-2 2& 3+ 2& 1-3 2& 4+ 2& 2-3 2/2& 3+ 2&Pr 2+																						
1090	AS Far	Berkane	Lu	19:00	3.12	4.87	2.53	9.84	3.90	7.89	7.21	11.4	5.25	4.46	3.86	4.00	6.25	3.25	12.6	5.00	9.84	9.25

## Maroc - Botola 2

Cod	Gazde	Oaspeti	Zi	Ora	1	X	2	1X	X2	12	PR1	PRX	PR2	PR 1X	PR 1X2	PR 12	DR1	DRX	DR2	DR 1X	DR 1X2	DR 12
2154	Union Sportiv	Jeunesse Ben	Lu	17:00	1.90	2.80	4.39	1.13	1.71	1.33	-	-	-	-	-	-	-	-	-	-	-	-
2158	Widad Sportiv	MAS Maghrib A	Lu	17:00	3.23	2.80	2.25	1.50	1.25	1.33	-	-	-	-	-	-	-	-	-	-	-	-
TG 0-1 TG 0-2 TG 0-3 TG 1-2 TG 1-3 TG 2-3 TG 2-4 TG 2-5 TG 3-4 TG 3-5 TG 4-6 TG 2G TG 2+ TG 3+ TG 4+ TG 5+ TG 6+ TG 7+																						
2154	Union Sportiv	Jeunesse Ben	Lu	17:00	2.90	1.45	1.22	1.50	1.27	1.95	1.52	1.42	2.75	2.70	3.70	2.80	1.30	2.55	3.40	5.20	16.0	45.0
2158	Widad Sportiv	MAS Maghrib A	Lu	17:00	3.10	1.50	1.23	1.55	1.30	2.00	1.50	1.40	2.65	2.55	3.60	2.90	1.27	2.40	3.35	4.80	15.0	45.0
PR 0-1 PR 2-3 PR 1+ PR 2+ ±H H 1 H X H 2 W1 W2 Wp1 Wp2  >II I=II I<II PsF 1 PsF X PsF 2																						
2154	Union Sportiv	Jeunesse Ben	Lu	17:00	-	-	-	-	-1.0	3.80	3.50	1.71	1.22	2.82	-	-	-	-	-	-	-	-
2158	Widad Sportiv	MAS Maghrib A	Lu	17:00	-	-	-	-	1.0	1.50	3.65	4.50	2.08	1.45	-	-	-	-	-	-	-	-

## Azerbaijan Cupa - Sferturi

Cod	Gazde	Oaspeti	Zi	Ora	Final					Prima repriză					A doua repriză							
					1	X	2	1X	X2	12	PR1	PRX	PR2	PR 1X	PR 1X2	PR 12	DR1	DRX	DR2	DR 1X	DR 1X2	DR 12
1096	FK Gabala	Sabayil	Lu	14:00	1.40	3.80	8.00	1.04	2.70	1.22	1.88	2.25	7.50	-	1.72	1.48	1.65	2.80	6.23	1.03	1.93	1.30
1097	FK Karabakh A	FK Sumgayit	Lu	17:00	1.20	5.75	11.0	-	4.00	1.10	1.58	2.55	12.0	-	2.10	1.37	1.35	3.20	11.0	-	2.70	1.25
Total goluri																						
TG 0-1 TG 0-2 TG 0-3 TG 1-2 TG 1-3 TG 2-3 TG 2-4 TG 2-5 TG 3-4 TG 3-5 TG 4-6 TG 2G TG 2+ TG 3+ TG 4+ TG 5+ TG 6+ TG 7+																						



## Azerbaijan Cupa - Sferturi

			Total goluri																			
			TG 0-1	TG 0-2	TG 0-3	TG 1-2	TG 1-3	TG 2-3	TG 2-4	TG 2-5	TG 3-4	TG 3-5	TG 4-6	TG 2G	TG 2+	TG 3+	TG 4+	TG 5+	TG 6+	TG 7+		
1096	FK Gabala	Sabayil	Lu	14:00	3.30	1.80	1.27	2.05	1.45	2.07	1.48	1.31	2.45	2.05	3.70	3.55	1.20	1.90	3.40	6.70	12.0	36.0
1097	FK Karabakh A	FK Sumgayit	Lu	17:00	4.00	2.00	1.40	2.30	1.55	2.20	1.44	1.28	2.25	1.90	3.25	3.80	1.15	1.70	2.70	4.80	8.50	23.0
			Total goluri prima repriză							Total goluri a doua repriză							Mai multe goluri			Pauză sau Final		
			PR 0-1	PR 2-3	PR 1+	PR 2+	PR 3+	PR 4+	DR 0-1	DR 2-3	DR 1+	DR 2+	DR 3+	DR 4+	I>II	I=II	I<II	PsF 1	PsF X	PsF 2		
1096	FK Gabala	Sabayil	Lu	14:00	1.38	3.05	1.40	2.80	7.50	15.0	1.60	2.45	1.18	2.10	4.75	11.0	2.85	3.40	2.05	1.30	2.00	5.50
1097	FK Karabakh A	FK Sumgayit	Lu	17:00	1.49	2.75	1.30	2.35	6.85	11.0	1.73	2.25	1.15	1.95	3.90	7.50	2.85	3.40	2.05	1.12	2.35	9.00
			Pauză - Final							Marchează												
			1-1	1-X	1-2	X-1	X-X	X-2	2-1	2-X	2-2	GM	OM	GN	ON	GG	NG	GG3	GM+	OM+	PR1+	PR1+
1096	FK Gabala	Sabayil	Lu	14:00	1.95	17.0	50.0	4.30	6.00	17.0	28.0	18.0	16.0	1.10	1.90	5.00	1.70	2.20	1.60	2.50	1.55	3.20
1097	FK Karabakh A	FK Sumgayit	Lu	17:00	1.60	21.0	75.0	3.85	8.50	21.5	29.0	20.0	22.0	1.05	2.25	6.00	1.50	2.55	1.45	2.85	1.30	4.25
			Scor corect (Final)							Scor corect (Prima repriză)												
			1:0	2:0	2:1	3:0	0:0	1:1	2:2	0:1	0:2	1:2	0:3	pr1:Cpr2:0	pr2:1pr0:0	pr0:1pr0:2	pr0:1pr0:2	pr0:1pr0:2				
1096	FK Gabala	Sabayil	Lu	14:00	6.50	6.00	8.50	10.0	8.55	8.50	24.0	15.0	37.0	25.0	100	3.00	6.00	17.0	2.75	8.00	41.0	51.0
1097	FK Karabakh A	FK Sumgayit	Lu	17:00	7.00	6.50	9.00	8.00	6.70	12.0	35.0	20.0	65.0	35.0	100	2.75	4.67	17.0	3.00	13.0	101	101
			Winner (final)		Winner (pauză)		Handicap			Primul gol		Victorie dublă		Marchează în ambele reprize								
			W1	W2	Wp1	Wp2	±H	H 1	H X	H 2	PG 1	PG 2	VD 11	VD 22	1D	2D	1N	2N	1D 2D	1N 2N		
1096	FK Gabala	Sabayil	Lu	14:00	1.03	5.89	1.18	4.72	-1.0	2.00	3.60	2.70	-	-	3.00	45.0	2.15	9.00	1.55	1.01	16.1	1.60
1097	FK Karabakh A	FK Sumgayit	Lu	17:00	-	9.09	1.07	8.14	-1.0	1.60	3.90	4.00	-	-	2.15	100	1.80	11.0	1.80	1.01	22.3	1.85
			Combinatii Winner																			
			1& 1-2	1& 3+	1& 1-3	1& 4+	1& 2-3	1/1& 3+	1&Pr 2+	1/1& Pr2+	1&G G	Pr2+ &Dr1+	Pr1+ &Dr2+	2& 1-2	2& 3+	2& 1-3	2& 4+	2& 2-3	2&Pr 3+	2&Pr 2+		
1096	FK Gabala	Sabayil	Lu	14:00	2.43	2.25	1.72	4.03	2.46	2.85	3.32	4.25	2.85	2.95	2.63	13.9	12.9	9.83	23.1	14.0	25.0	19.0
1097	FK Karabakh A	FK Sumgayit	Lu	17:00	2.34	1.80	1.58	2.75	2.24	2.05	2.54	3.10	3.00	2.57	2.26	21.4	15.9	14.5	25.2	20.5	32.0	23.3

## Bangladesh - Premier League

Cod	Gazde	Oaspeti	Zi	Ora	1	X	2	1X	X2	12	PR1	PRX	PR2	PR 1X	PR X2	PR 12	DR1	DRX	DR2	DR 1X	DR X2	DR 12
1928	Abahani Chitt	Rahmatgonj MF	Lu	12:30	1.50	3.50	6.00	1.05	2.25	1.20	-	-	-	-	-	-	-	-	-	-	-	-
1929	Arambagh KS	Sheikh Jamal	Lu	14:45	5.00	3.70	1.55	2.15	1.10	1.18	-	-	-	-	-	-	-	-	-	-	-	-
					TG 0-1	TG 0-2	TG 0-3	TG 1-2	TG 1-3	TG 2-3	TG 2-4	TG 2-5	TG 3-4	TG 3-5	TG 4-6	TG 2G	TG 2+	TG 3+	TG 4+	TG 5+	TG 6+	TG 7+
1928	Abahani Chitt	Rahmatgonj MF	Lu	12:30	3.30	1.65	1.30	1.75	1.40	2.05	1.42	1.32	2.55	2.30	3.30	3.20	1.23	2.10	2.90	4.30	10.0	30.0
1929	Arambagh KS	Sheikh Jamal	Lu	14:45	3.60	1.85	1.35	1.90	1.45	2.10	1.38	1.28	2.40	2.05	2.90	3.60	1.20	1.85	2.70	3.90	8.25	22.0
					PR 0-1	PR 2-3	PR 1+	PR 2+	±H	H 1	H X	H 2	W1	W2	Wp1	Wp2	I>II	I=II	I<II	PsF 1	PsF X	PsF 2
1928	Abahani Chitt	Rahmatgonj MF	Lu	12:30	-	-	-	-	-1.0	2.25	3.50	2.25	1.07	4.29	-	-	-	-	-	-	-	-
1929	Arambagh KS	Sheikh Jamal	Lu	14:45	-	-	-	-	1.0	2.15	3.50	2.30	3.65	1.13	-	-	-	-	-	-	-	-

## India - Mumbai Elite League

Cod	Gazde	Oaspeti	Zi	Ora	1	X	2	1X	X2	12	PR1	PRX	PR2	PR 1X	PR X2	PR 12	DR1	DRX	DR2	DR 1X	DR X2	DR 12		
4015	Air India	Maharashtra S	Lu	11:30	1.50	4.00	5.15	1.10	2.25	1.15	1.95	2.40	5.40	1.03	1.59	1.37	1.75	2.70	5.95	1.05	1.80	1.35		
					TG 0-1	TG 0-2	TG 0-3	TG 1-2	TG 1-3	TG 2-3	TG 2-4	TG 2-5	TG 3-4	TG 3-5	TG 4-6	TG 2G	TG 2+	TG 3+	TG 4+	TG 5+	TG 6+	TG 7+		
4015	Air India	Maharashtra S	Lu	11:30	4.70	2.30	1.48	2.55	1.65	2.15	1.43	1.23	2.25	1.73	2.60	4.45	1.12	1.55	2.30	3.45	6.50	10.0		
					PR 0-1	PR 2-3	PR 1+	PR 2+	±H	H 1	H X	H 2	W1	W2	Wp1	Wp2	I>II	I=II	I<II	PsF 1	PsF X	PsF 2		
4015	Air India	Maharashtra S	Lu	11:30	-	-	-	-	-1.0	2.35	3.50	2.25	1.13	3.86	1.28	3.55	2.95	3.35	2.00	1.40	2.15	3.20		
					1-1	1-X	1-2	X-1	X-X	X-2	2-1	2-X	2-2	GM	OM	GN	ON	GG	NG	GG3	GM+	OM+	PR1+	PR1+
4015	Air India	Maharashtra S	Lu	11:30	2.25	17.0	40.0	4.40	5.75	15.0	27.0	17.5	11.0	-	-	-	-	-	-	-	-	-		

## India - Goa league

Cod	Gazde	Oaspeti	Zi	Ora	1	X	2	1X	X2	12	PR1	PRX	PR2	PR	PR	PR	DR1	DRX	DR2	DR	DR	DR	
					1X	X2	12	PR1	PRX	PR2	PR	PR	PR	DR1	DRX	DR2	DR	DR	DR	DR	DR	DR	
					1X	X2	12	PR1	PRX	PR2	PR	PR	PR	DR1	DRX	DR2	DR	DR	DR	DR	DR	DR	
4016	Vasco SC	Panjim Footba	Lu	12:30	2.10	3.75	2.72	1.35	1.58	1.18	-	-	-	-	-	-	-	-	-	-	-	-	-
					TG	TG	TG	TG	TG	TG	TG	TG	TG	TG	TG	TG	TG	TG	TG	TG	TG	TG	TG
					0-1	0-2	0-3	1-2	1-3	2-3	2-4	2-5	3-4	3-5	4-6	2G	2+	3+	4+	5+	6+	7+	
4016	Vasco SC	Panjim Footba	Lu	12:30	4.70	2.30	1.48	2.55	1.65	2.15	1.43	1.23	2.25	1.73	2.60	4.45	1.12	1.55	2.20	3.30	6.20	10.0	
					PR	PR	PR	PR	±H	H 1	H X	H 2	W1	W2	Wp1	Wp2	>II	I=II	I<II	PsF 1	PsF X	PsF 2	
					0-1	2-3	1+	2+															
4016	Vasco SC	Panjim Footba	Lu	12:30	-	-	-	-	-1.0	3.80	3.55	1.58	1.54	1.99	-	-	-	-	-	-	-	-	-

## India - I-League

Cod	Gazde	Oaspeti	Zi	Ora	Final					Prima repriză					A doua repriză								
				1	X	2	1X	X2	12	PR1	PRX	PR2	PR	PR	PR	DR1	DRX	DR2	DR	DR	DR		
				1X	X2	12	PR1	PRX	PR2	PR	PR	PR	DR1	DRX	DR2	DR	DR	DR	DR	DR	DR		
1098	Minerva FC	Chennai City	Lu	16:30	1.80	3.30	4.50	1.17	1.90	1.30	2.35	2.10	4.75	1.09	1.44	1.56	2.05	2.45	4.39	1.11	1.57	1.39	
					Total goluri																		
					TG	TG	TG	TG	TG	TG	TG	TG	TG	TG	TG	TG	TG	TG	TG	TG	TG	TG	TG
					0-1	0-2	0-3	1-2	1-3	2-3	2-4	2-5	3-4	3-5	4-6	2G	2+	3+	4+	5+	6+	7+	
1098	Minerva FC	Chennai City	Lu	16:30	3.20	1.75	1.25	2.00	1.42	2.07	1.50	1.35	2.50	2.10	3.85	3.50	1.23	1.95	3.50	7.00	11.0	38.0	
					Total goluri prima repriză					Total goluri a doua repriză					Mai multe goluri		Pauză sau Final						
					PR	PR	PR	PR	PR	PR	DR	DR	DR	DR	DR	DR	>II	I=II	I<II	PsF 1	PsF X	PsF 2	
					0-1	2-3	1+	2+	3+	4+	0-1	2-3	1+	2+	3+	4+							
1098	Minerva FC	Chennai City	Lu	16:30	1.35	3.10	1.41	2.90	8.20	16.0	1.58	2.50	1.20	2.15	4.75	13.0	2.95	3.35	2.00	1.60	1.80	3.20	
					Pauză - Final										Marchează								
					1-1	1-X	1-2	X-1	X-X	X-2	2-1	2-X	2-2	GM	OM	GN	ON	GG	NG	GG3	GM-	OM-	
																				+	PR1+	PR1+	
1098	Minerva FC	Chennai City	Lu	16:30	2.70	17.0	34.0	4.60	5.50	9.00	25.0	17.0	8.00	1.18	1.50	3.80	2.25	1.85	1.85	2.25	1.80	2.50	
					Scor corect (Final)										Scor corect (Prima repriză)								
					1:0	2:0	2:1	3:0	0:0	1:1	2:2	0:1	0:2	1:2	0:3	pr1:Cpr	pr2:0	pr2:1pr	pr0:0	pr0:1pr	pr0:2pr	pr1:2	
1098	Minerva FC	Chennai City	Lu	16:30	6.00	7.00	7.50	15.0	9.03	6.50	17.0	11.0	22.0	17.0	65.0	3.50	8.50	17.0	2.65	5.67	21.0	31.0	
					Winner (final)		Winner (pauză)		Handicap			Primul gol		Victorie dublă		Marchează în ambele reprize							
					W1	W2	Wp1	Wp2	±H	H 1	H X	H 2	PG 1	PG 2	VD	VD	1D	2D	1N	2N	1D	1N	
														11	22					2D	2N		
1098	Minerva FC	Chennai City	Lu	16:30	1.25	3.14	1.41	2.85	-1.0	3.00	3.45	1.90	-	-	4.85	20.0	2.85	5.25	1.32	1.09	12.5	1.34	
					Combinății Winner																		
					1&	1&	1&	1&	1&	1/1&	1&Pr	1/1&	1&G	Pr2+	Pr1+	2&	2&	2&	2&	2&	2/2&	2&Pr	
					1-2	3+	1-3	4+	2-3	3+	2+	Pr2+	G	&Dr1	&Dr2	1-2	3+	1-3	4+	2-3	3+	2+	
														+	+								
1098	Minerva FC	Chennai City	Lu	16:30	3.05	2.97	2.17	5.34	3.16	4.00	4.42	6.00	3.50	3.11	2.71	7.63	7.44	5.42	13.4	7.89	13.0	11.1	

## Qatar Stars Cup - Grupa A

Cod	Gazde	Oaspeti	Zi	Ora	1	X	2	1X	X2	12	PR1	PRX	PR2	PR	PR	PR	DR1	DRX	DR2	DR	DR	DR	
					1X	X2	12	PR1	PRX	PR2	PR	PR	PR	DR1	DRX	DR2	DR	DR	DR	DR	DR	DR	
					1X	X2	12	PR1	PRX	PR2	PR	PR	PR	DR1	DRX	DR2	DR	DR	DR	DR	DR	DR	
1099	AL Kharitiyat	Qatar SC	Lu	16:10	2.10	3.55	2.90	1.32	1.61	1.22	2.55	2.30	3.45	1.18	1.35	1.43	2.40	2.70	3.55	1.18	1.41	1.35	
1100	AL Khor	Lekhwiya	Lu	16:10	3.15	3.55	2.00	1.67	1.28	1.22	3.60	2.35	2.45	1.38	1.16	1.41	3.79	2.70	2.30	1.45	1.16	1.35	
1101	AL Sailiya	AL Gharafa	Lu	16:10	2.40	3.40	2.55	1.42	1.45	1.24	2.80	2.30	3.15	1.22	1.28	1.43	2.70	2.70	3.23	1.22	1.32	1.35	
					TG	TG	TG	TG	TG	TG	TG	TG	TG	TG	TG	TG	TG	TG	TG	TG	TG	TG	TG
					0-1	0-2	0-3	1-2	1-3	2-3	2-4	2-5	3-4	3-5	4-6	2G	2+	3+	4+	5+	6+	7+	
1099	AL Kharitiyat	Qatar SC	Lu	16:10	4.70	2.30	1.48	2.55	1.65	2.15	1.43	1.23	2.25	1.73	2.60	4.45	1.12	1.55	2.30	3.45	6.50	10.0	
1100	AL Khor	Lekhwiya	Lu	16:10	5.50	2.40	1.52	2.65	1.75	2.15	1.45	1.21	2.25	1.70	2.45	4.50	1.08	1.50	2.10	3.10	5.80	9.50	
1101	AL Sailiya	AL Gharafa	Lu	16:10	4.70	2.30	1.48	2.55	1.65	2.15	1.43	1.23	2.25	1.73	2.60	4.45	1.12	1.55	2.20	3.20	6.20	10.0	
					PR	PR	PR	PR	±H	H 1	H X	H 2	W1	W2	Wp1	Wp2	>II	I=II	I<II	PsF 1	PsF X	PsF 2	
					0-1	2-3	1+	2+															
1099	AL Kharitiyat	Qatar SC	Lu	16:10	1.52	2.40	1.14	2.20	-1.0	3.95	3.55	1.58	1.51	2.08	1.64	2.21	3.15	3.20	1.95	1.70	2.10	2.15	
1100	AL Khor	Lekhwiya	Lu	16:10	1.55	2.30	1.14	2.15	1.0	1.67	3.55	3.75	2.26	1.44	2.33	1.59	3.15	3.20	1.95	2.35	2.10	1.60	
1101	AL Sailiya	AL Gharafa	Lu	16:10	1.52	2.40	1.14	2.20	-1.0	4.60	3.70	1.45	1.69	1.80	1.79	2.01	3.15	3.20	1.95	1.95	2.10	2.10	
					1-1	1-X	1-2	X-1	X-X	X-2	2-1	2-X	2-2	GM	OM	GN	ON	GG	NG	GG3	GM-	OM-	
																				+	PR1+	PR1+	
1099	AL Kharitiyat	Qatar SC	Lu	16:10	3.55	16.0	31.0	5.30	4.80	6.00	28.0	16.0	5.50	1.15	1.25	4.00	3.20	1.50	2.40	1.80	1.75	2.00	

## Qatar Stars Cup - Grupa A

			1-1	1-X	1-2	X-1	X-X	X-2	2-1	2-X	2-2	GM	OM	GN	ON	GG	NG	GG3	GM-	OM-		
																		+	PR1+	PR1+		
<b>1100</b>	AL Khor	Lekhwiya	Lu	16:10	5.70	16.5	28.0	6.50	5.00	5.00	32.0	16.0	3.45	1.22	1.12	3.40	4.50	1.40	2.50	1.70	1.98	1.68
<b>1101</b>	AL Sailiya	AL Gharafa	Lu	16:10	4.25	15.0	28.0	5.50	4.75	5.85	28.0	16.0	4.65	1.18	1.20	3.80	3.50	1.45	2.55	1.75	1.82	2.00

## Argentina - Primera Division

Cod	Gazde	Oaspeti	Zi	Ora	Final							Prima repriză							A doua repriză						
					1	X	2	1X	X2	12	PR1	PRX	PR2	PR	PR	PR	DR1	DRX	DR2	DR	DR	DR			
<b>1977</b>	San Martin SJ	Defensa Y Jus	Ma	00:15	3.00	2.90	2.45	1.48	1.35	1.37	3.80	1.95	2.95	1.28	1.16	1.68	3.25	2.25	2.70	1.32	1.22	1.47			
<b>1978</b>	Chacarita Jun	Atletico Lanu	Ma	02:30	3.50	3.00	2.15	1.62	1.25	1.35	4.10	1.93	2.80	1.32	1.14	1.69	3.44	2.35	2.45	1.39	1.19	1.43			
Total goluri																									
		TG	TG	TG	TG	TG	TG	TG	TG	TG	TG	TG	TG	TG	TG	TG	TG	TG	TG	TG	TG	TG			
		0-1	0-2	0-3	1-2	1-3	2-3	2-4	2-5	3-4	3-5	4-6	2G	2+	3+	4+	5+	6+	7+						
<b>1977</b>	San Martin SJ	Defensa Y Jus	Ma	00:15	2.80	1.55	1.17	1.80	1.35	2.00	1.58	1.42	2.85	2.45	4.70	3.10	1.32	2.30	4.40	10.0	15.0	46.0			
<b>1978</b>	Chacarita Jun	Atletico Lanu	Ma	02:30	2.80	1.55	1.17	1.80	1.35	2.00	1.58	1.42	2.85	2.45	4.70	3.10	1.32	2.30	4.40	10.0	15.0	46.0			
					Total goluri prima repriză							Total goluri a doua repriză							Mai multe goluri			Pauză sau Final			
		PR	PR	PR	PR	PR	PR	DR	DR	DR	DR	DR	DR	DR	DR	I>II	I=II	I<II	PsF	1PsF	XPsF	2PsF			
		0-1	2-3	1+	2+	3+	4+	0-1	2-3	1+	2+	3+	4+												
<b>1977</b>	San Martin SJ	Defensa Y Jus	Ma	00:15	1.30	3.40	1.51	3.20	9.20	23.0	1.50	2.70	1.29	2.40	6.00	17.0	3.15	3.20	1.95	2.70	1.55	1.95			
<b>1978</b>	Chacarita Jun	Atletico Lanu	Ma	02:30	1.29	3.55	1.54	3.35	9.00	26.0	1.45	2.75	1.31	2.50	6.25	21.0	3.15	3.20	1.95	2.50	1.55	1.85			
					Pauză - Final							Marchează													
		1-1	1-X	1-2	X-1	X-X	X-2	2-1	2-X	2-2	GM	OM	GN	ON	GG	NG	GG3	GM-	OM-						
																	+	PR1+	PR1+						
<b>1977</b>	San Martin SJ	Defensa Y Jus	Ma	00:15	4.75	16.0	28.0	5.85	4.75	5.50	28.0	15.0	4.25	1.42	1.33	2.60	3.00	1.95	1.75	2.70	2.65	2.35			
<b>1978</b>	Chacarita Jun	Atletico Lanu	Ma	02:30	6.50	16.0	28.0	6.00	4.80	5.30	30.0	15.5	3.50	1.50	1.27	2.25	3.10	1.95	1.75	2.70	2.50	2.10			
					Scor corect (Final)							Scor corect (Prima repriză)													
		1:0	2:0	2:1	3:0	0:0	1:1	2:2	0:1	0:2	1:2	0:3	pr1:	Cpr2:	0	pr2:	1pr0:	0	pr0:	1pr0:	2pr1:	2			
<b>1977</b>	San Martin SJ	Defensa Y Jus	Ma	00:15	8.50	13.0	11.0	35.0	6.62	6.00	17.0	7.00	9.50	8.50	25.0	4.50	15.0	26.0	2.45	4.00	12.0	21.0			
<b>1978</b>	Chacarita Jun	Atletico Lanu	Ma	02:30	9.00	15.0	13.0	50.0	5.59	6.00	17.0	6.50	8.50	8.50	19.0	5.00	17.0	31.0	2.40	3.75	11.0	21.0			
					Winner (final)		Winner (pauză)		Handicap			Primul gol		Victorie dublă		Marchează în ambele reprize									
		W1	W2	Wp1	Wp2	±H	H 1	H X	H 2	PG 1	PG 2	VD	VD	1D	2D	1N	2N	1D	1N	2D	2N				
<b>1977</b>	San Martin SJ	Defensa Y Jus	Ma	00:15	2.06	1.57	2.15	1.67	1.0	1.50	3.70	4.85	-	-	12.3	7.97	4.00	3.60	1.16	1.20	12.0	1.30			
<b>1978</b>	Chacarita Jun	Atletico Lanu	Ma	02:30	2.33	1.43	2.31	1.58	1.0	1.62	3.55	4.00	-	-	14.1	6.86	5.00	3.40	1.10	1.22	14.2	1.25			
					Combinății Winner																				
		1&	1&	1&	1&	1&	1/1&	1&Pr	1/1&	1&G	Pr2+	Pr1+	2&	2&	2&	2&	2&	2&	2/2&	2&Pr					
		1-2	3+	1-3	4+	2-3	3+	2+	Pr2+	G	&Dr1&	&Dr2	1-2	3+	1-3	4+	2-3	3+	2+						
<b>1977</b>	San Martin SJ	Defensa Y Jus	Ma	00:15	4.94	5.87	3.60	11.1	5.34	8.39	8.54	11.9	6.10	3.69	3.24	3.76	4.47	2.75	8.44	4.07	7.66	6.51			
<b>1978</b>	Chacarita Jun	Atletico Lanu	Ma	02:30	5.34	6.82	4.00	13.1	5.93	12.0	9.94	18.0	7.50	3.92	3.44	3.28	4.19	2.46	8.02	3.64	6.50	6.10			

## Argentina - Primera B Nacional

Cod	Gazde	Oaspeti	Zi	Ora	Final							Prima repriză							A doua repriză						
					1	X	2	1X	X2	12	PR1	PRX	PR2	PR	PR	PR	DR1	DRX	DR2	DR	DR	DR			
<b>3475</b>	Sarmiento	I.Cordoba	Ma	02:05	2.20	3.00	3.22	1.27	1.55	1.31	2.85	1.92	4.10	1.11	1.27	1.65	2.60	2.10	3.80	1.18	1.37	1.58			
Total goluri																									
		TG	TG	TG	TG	TG	TG	TG	TG	TG	TG	TG	TG	TG	TG	TG	TG	TG	TG	TG	TG	TG			
		0-1	0-2	0-3	1-2	1-3	2-3	2-4	2-5	3-4	3-5	4-6	2G	2+	3+	4+	5+	6+	7+						
<b>3475</b>	Sarmiento	I.Cordoba	Ma	02:05	2.65	1.50	1.15	1.75	1.33	2.00	1.60	1.44	2.95	2.55	5.00	3.10	1.35	2.40	4.70	10.0	16.0	48.0			
					Total goluri prima repriză							Total goluri a doua repriză							Mai multe goluri			Pauză sau Final			
		PR	PR	PR	PR	PR	PR	DR	DR	DR	DR	DR	DR	DR	I>II	I=II	I<II	PsF	1PsF	XPsF	2PsF				
		0-1	2-3	1+	2+	3+	4+	0-1	2-3	1+	2+	3+	4+												
<b>3475</b>	Sarmiento	I.Cordoba	Ma	02:05	1.26	3.80	1.58	3.65	9.50	29.0	1.43	2.85	1.33	2.60	6.50	23.0	3.30	3.15	1.95	1.79	1.61	2.56			
					Pauză - Final							Marchează													
		1-1	1-X	1-2	X-1	X-X	X-2	2-1	2-X	2-2	GM	OM	GN	ON	GG	NG	GG3	GM-	OM-						
																	+	PR1+	PR1+						

## Argentina - Primera B Nacional

			Pauză - Final									Marchează										
			1-1	1-X	1-2	X-1	X-X	X-2	2-1	2-X	2-2	GM	OM	GN	ON	GG	NG	GG3	GM-	OM-		
<b>3475</b>	Sarmiento	I.Cordoba	Ma 02:05	4.05	12.5	30.0	5.50	4.30	6.00	28.0	13.0	6.10	1.32	1.52	3.00	2.30	2.05	1.70	2.85	2.10	2.50	
			Scor corect (Final)									Scor corect (Prima repriză)										
			1:0	2:0	2:1	3:0	0:0	1:1	2:2	0:1	0:2	1:2	0:3	pr1:Cpr2:0	pr2:1pr0:0	pr0:1pr0:2	pr0:1pr0:2	pr0:1pr0:2	pr0:1pr0:2	pr0:1pr0:2	pr0:1pr0:2	pr0:1pr0:2
<b>3475</b>	Sarmiento	I.Cordoba	Ma 02:05	6.00	9.00	8.50	20.0	5.81	6.00	17.0	8.50	15.0	12.0	50.0	3.80	12.0	26.0	2.30	4.75	17.0	31.0	
			Winner (final)		Winner (pauză)		Handicap			Primul gol		Victorie dublă		Marchează în ambele reprize								
			W1	W2	Wp1	Wp2	±H	H 1	H X	H 2	PG 1	PG 2	VD 11	VD 22	1D	2D	1N	2N	1D 2D	1N 2N		
<b>3475</b>	Sarmiento	I.Cordoba	Ma 02:05	1.47	2.15	1.60	2.30	-1.0	4.40	3.50	1.60	-	-	7.41	15.6	3.60	5.20	1.20	1.09	15.6	1.22	
			Combinatii Winner																			
			1& 1-2	1& 3+	1& 1-3	1& 4+	1& 2-3	1/1& 3+	1&Pr 2+	1/1& Pr2+	1&G &Dr1	Pr2+ &Dr2	Pr2+ +	Pr1+ +	2& 1-2	2& 3+	2& 1-3	2& 4+	2& 2-3	2/2& 3+	2&Pr 2+	
<b>3475</b>	Sarmiento	I.Cordoba	Ma 02:05	3.26	4.47	2.48	8.76	3.73	7.97	6.81	11.8	5.00	4.33	3.67	4.78	6.55	3.63	12.8	5.46	12.0	9.96	

## Argentina - Torneo Federal A

Cod	Gazde	Oaspeti	Zi	Ora	1	X	2	1X	X2	12	PR1	PRX	PR2	PR 1X	PR X2	PR 12	DR1	DRX	DR2	DR 1X	DR X2	DR 12
<b>1298</b>	Central Cordo	Union De Sunc	Ma	01:00	2.00	3.60	3.00	1.29	1.64	1.20	-	-	-	-	-	-	-	-	-	-	-	-
<b>1299</b>	Defensores de	Gimnasia Y Es	Ma	01:00	1.65	3.20	5.19	1.09	1.98	1.25	-	-	-	-	-	-	-	-	-	-	-	-
<b>1319</b>	Sportivo Las	Sportivo Belg	Ma	01:00	2.40	3.00	2.77	1.33	1.44	1.29	-	-	-	-	-	-	-	-	-	-	-	-
					TG 0-1	TG 0-2	TG 0-3	TG 1-2	TG 1-3	TG 2-3	TG 2-4	TG 2-5	TG 3-4	TG 3-5	TG 4-6	TG 2G	TG 2+	TG 3+	TG 4+	TG 5+	TG 6+	TG 7+
<b>1298</b>	Central Cordo	Union De Sunc	Ma	01:00	3.50	1.70	1.32	1.80	1.41	2.05	1.40	1.30	2.50	2.25	3.05	3.40	1.22	2.00	2.80	4.15	9.00	25.0
<b>1299</b>	Defensores de	Gimnasia Y Es	Ma	01:00	3.20	1.60	1.27	1.70	1.35	2.05	1.45	1.35	2.55	2.40	3.40	3.10	1.24	2.20	3.10	4.45	11.0	35.0
<b>1319</b>	Sportivo Las	Sportivo Belg	Ma	01:00	3.10	1.50	1.23	1.55	1.30	2.00	1.50	1.40	2.65	2.55	3.60	2.90	1.27	2.40	3.35	4.80	15.0	45.0
					PR 0-1	PR 2-3	PR 1+	PR 2+	±H	H 1	H X	H 2	W1	W2	Wp1	Wp2	I>II	I=II	I<II	PsF 1	PsF X	PsF 2
<b>1298</b>	Central Cordo	Union De Sunc	Ma	01:00	-	-	-	-	-1.0	3.80	3.55	1.64	1.44	2.17	-	-	-	-	-	-	-	-
<b>1299</b>	Defensores de	Gimnasia Y Es	Ma	01:00	-	-	-	-	-1.0	2.77	3.45	1.98	1.13	3.57	-	-	-	-	-	-	-	-
<b>1319</b>	Sportivo Las	Sportivo Belg	Ma	01:00	-	-	-	-	-1.0	4.88	3.70	1.44	1.60	1.85	-	-	-	-	-	-	-	-