














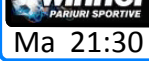



WINNER AVANTAJ

			1	X	2	1X	X2	12
 Ma 13:30	2030	Kuzmova V Cirstea S	2.55	-	1.65	-	-	-
 Ma 15:00	2757	Dott G Perry J	2.20	-	1.85	-	-	-
 Ma 21:45	2771	Chelsea Barcelona	3.70	3.45	2.30	1.77	1.37	1.40
 Ma 22:00	1412	Shapovalov D Karlovic I	1.90	-	2.10	-	-	-
 Ma 23:59	2097	Vesnina E Ostapenko J	2.35	-	1.75	-	-	-

WINNER PLUS(+5)

			1	X	2	1X	X2	12
 Ma 11:05	2033	Buzarnescu M Arruabarrena-	1.30	-	4.50	-	-	-
 Ma 13:40	2098	Zhuk S Suarez N C	2.80	-	1.55	-	-	-
 Ma 14:00	2696	Kitchee Jeonbuk Hyun	12.0	7.50	1.30	4.50	1.10	1.15
 Ma 14:00	2727	Shanghai Sipp Melbourne Vi	1.40	5.50	9.70	1.12	3.50	1.22
 Ma 17:00	2102	Strycova B Kerber A	4.00	-	1.35	-	-	-
 Ma 18:05	1413	Albot R Isner J	3.50	-	1.40	-	-	-
 Ma 19:40	1416	Daniel T Raonic M	5.00	-	1.25	-	-	-
 Ma 19:40	1422	Johnson S Basilashvili	1.50	-	3.00	-	-	-
 Ma 21:00	2758	Robertson N Gilbert D	1.50	-	3.00	-	-	-
 Ma 21:00	2761	Trump J White M	1.45	-	3.20	-	-	-
 Ma 21:30	1346	Andujar P Melzer G	3.50	-	1.40	-	-	-
 Ma 21:30	1347	Ruud Ca Schwartzman	3.50	-	1.40	-	-	-

WINNER PLUS(+5)

1

X

2

1X

X2

12



2419 Setkic A

Gulbis E

3.50

-

1.40

-

-

-

Ma 21:30



2762 Brentford

Birmingham

1.75

3.85

6.00

1.20

2.35

1.35

Ma 21:45



2773 Bayern

Besiktas JK

1.20

8.70

23.0

1.05

6.00

1.10

Ma 21:45



1377 Cecchinato M Carreno-B P

3.20

-

1.45

-

-

-

Ma 23:59



1388 Monfils G

Zeballos H

1.40

-


3.50

-

-

-

Ma 23:59



1423 Chardy J

Del Potro JM

5.00

-

1.25

-

-

-

Ma 23:59

Liga Campionilor UEFA

Cod	Gazde	Oaspeti	Zi	Ora	Final							Prima repriză							A doua repriză						
					1	X	2	1X	X2	12	PR1	PRX	PR2	PR	PR	PR	DR1	DRX	DR2	DR	DR	DR			
4871	Bayern	Besiktas JK	Ma	21:45	1.15	8.50	20.0	1.01	5.80	1.08	1.45	3.10	10.0	1.01	2.71	1.27	1.33	3.85	10.5	-	2.82	1.18			
					4872	Chelsea	Barcelona	Ma	21:45	3.70	3.50	2.30	1.77	1.37	1.40	3.60	2.10	2.80	1.39	1.25	1.68	3.37	2.30	2.55	1.36
Total goluri																									
					TG	TG	TG	TG	TG	TG	TG	TG	TG	TG	TG	TG	TG	TG	TG	TG	TG				
					0-1	0-2	0-3	1-2	1-3	2-3	2-4	2-5	3-4	3-5	4-6	2G	2+	3+	4+	5+	6+	7+			
4871	Bayern	Besiktas JK	Ma	21:45	7.35	3.30	1.80	3.35	2.00	2.45	1.60	1.30	2.10	1.70	2.25	4.30	1.06	1.35	1.90	3.10	5.50	11.0			
					4872	Chelsea	Barcelona	Ma	21:45	3.35	1.95	1.30	2.10	1.47	2.10	1.62	1.37	2.40	2.10	3.55	3.60	1.27	1.85	3.20	6.50
Total goluri prima repriză							Total goluri a doua repriză							Mai multe goluri			Pauză sau Final								
					PR	PR	PR	PR	PR	DR	DR	DR	DR	DR	DR	I>II	I=II	I<II	PsF 1	PsF X	PsF 2				
					0-1	2-3	1+	2+	3+	4+	0-1	2-3	1+	2+	3+	4+									
4871	Bayern	Besiktas JK	Ma	21:45	1.85	2.15	1.12	1.85	4.20	6.50	2.20	2.00	1.07	1.55	2.70	4.00	2.85	3.40	2.05	1.10	3.00	8.80			
					4872	Chelsea	Barcelona	Ma	21:45	1.40	3.00	1.38	2.70	7.80	14.0	1.63	2.40	1.17	2.10	4.50	10.0	3.15	3.20	1.95	2.75
Pauză - Final											Marchează														
					1-1	1-X	1-2	X-1	X-X	X-2	2-1	2-X	2-2	GM	OM	GN	ON	GG	NG	GG3	GM-	OM-			
																				+	PR1+	PR1+			
4871	Bayern	Besiktas JK	Ma	21:45	1.50	25.0	100	4.10	15.0	45.0	26.0	40.0	42.0	1.02	1.95	9.00	1.75	2.05	1.70	2.30	1.20	3.80			
					4872	Chelsea	Barcelona	Ma	21:45	6.30	15.0	25.0	8.00	5.60	5.50	32.0	14.0	3.60	1.35	1.21	3.00	3.90	1.70	2.15	2.10
Scor corect (Final)											Scor corect (Prima repriză)														
					1:0	2:0	2:1	3:0	0:0	1:1	2:2	0:1	0:2	1:2	0:3	pr1:Cpr2:0	pr2:1pr0:0	pr0:1	pr0:2	pr1:2					
4871	Bayern	Besiktas JK	Ma	21:45	10.0	7.00	11.0	7.00	30.0	16.0	35.0	23.0	80.0	50.0	100	3.10	4.33	13.0	4.00	13.0	71.0	51.0			
					4872	Chelsea	Barcelona	Ma	21:45	11.0	20.0	12.0	50.0	12.0	6.50	14.0	8.50	11.0	10.0	22.0	4.67	15.0	21.0	2.80	4.00
					Winner (final)		Winner (pauză)		Handicap				Primul gol		Victorie dublă		Marchează în ambele reprize								
					W1	W2	Wp1	Wp2	±H	H 1	H X	H 2	PG 1	PG 2	VD 11	VD 22	1D	2D	1N	2N	1D	1N			
4871	Bayern	Besiktas JK	Ma	21:45	1.01	16.3	1.08	7.45	-1.0	1.40	4.00	5.80	1.15	4.75	1.90	100	1.50	8.50	2.40	1.03	10.0	2.45			
					4872	Chelsea	Barcelona	Ma	21:45	2.35	1.65	2.16	1.68	1.0	1.77	3.65	4.25	2.05	1.75	12.5	7.50	4.15	3.15	1.18	1.28
Combinatii Winner																									
					1&	1&	1&	1&	1&	1/1&	1&Pr	1/1&	1&G	Pr2+	Pr1+	2&	2&	2&	2&	2/2&	2&Pr				
					1-2	3+	1-3	4+	2-3	3+	2+	Pr2+	G	&Dr1	&Dr2	1-2	3+	1-3	4+	2-3	3+	2+			
4871	Bayern	Besiktas JK	Ma	21:45	3.45	1.45	2.05	2.05	2.60	1.65	1.95	2.25	2.70	1.95	1.60	52.5	22.0	35.0	36.0	42.0	48.0	35.0			
					4872	Chelsea	Barcelona	Ma	21:45	5.69	5.50	4.25	9.30	5.69	8.80	8.00	14.0	6.50	2.82	2.59	4.00	3.50	2.80	5.85	4.00

Franta - Ligue 1

Cod	Gazde	Oaspeti	Zi	Ora	Final							Prima repriză							A doua repriză						
					1	X	2	1X	X2	12	PR1	PRX	PR2	PR	PR	PR	DR1	DRX	DR2	DR	DR	DR			
3611	Troyes	Dijon	Ma	19:30	2.45	3.20	3.00	1.40	1.55	1.35	2.90	2.10	3.40	1.26	1.35	1.65	2.75	2.35	3.16	1.23	1.31	1.45			
					Total goluri																				
					TG	TG	TG	TG	TG	TG	TG	TG	TG	TG	TG	TG	TG	TG	TG	TG	TG				
					0-1	0-2	0-3	1-2	1-3	2-3	2-4	2-5	3-4	3-5	4-6	2G	2+	3+	4+	5+	6+	7+			
3611	Troyes	Dijon	Ma	19:30	3.35	1.85	1.30	2.10	1.47	2.10	1.62	1.37	2.40	2.10	3.55	3.60	1.27	1.85	3.20	6.50	16.0	34.0			
					Total goluri prima repriză							Total goluri a doua repriză							Mai multe goluri			Pauză sau Final			
					PR	PR	PR	PR	PR	DR	DR	DR	DR	DR	DR	I>II	I=II	I<II	PsF 1	PsF X	PsF 2				
					0-1	2-3	1+	2+	3+	4+	0-1	2-3	1+	2+	3+	4+									
3611	Troyes	Dijon	Ma	19:30	1.40	3.00	1.38	2.70	7.80	14.0	1.63	2.40	1.17	2.10	4.50	10.0	3.15	3.20	1.95	2.00	1.75	2.35			
					Pauză - Final											Marchează									
					1-1	1-X	1-2	X-1	X-X	X-2	2-1	2-X	2-2	GM	OM	GN	ON	GG	NG	GG3	GM-	OM-			
																				+	PR1+	PR1+			
3611	Troyes	Dijon	Ma	19:30	4.30	15.0	28.0	5.60	4.65	5.80	28.0	15.5	5.00	1.25	1.27	3.50	3.40	1.67	2.05	2.10	2.05	2.20			
					Scor corect (Final)											Scor corect (Prima repriză)									
					1:0	2:0	2:1	3:0	0:0	1:1	2:2	0:1	0:2	1:2	0:3	pr1:Cpr2:0	pr2:1pr0:0	pr0:1	pr0:2	pr1:2					
3611	Troyes	Dijon	Ma	19:30	7.00	10.0	9.00	25.0	7.97	6.00	17.0	8.50	13.0	11.0	35.0	4.33	12.0	17.0	2.80	4.50	13.0	17.0			

UEFA Tineret - Playoff

Cod Gazde	Oaspeti	Zi Ora	Final						Prima repriză						A doua repriză					
			1	X	2	1X	X2	12	PR1	PRX	PR2	PR	PR	PR	DR1	DRX	DR2	DR	DR	DR
			TG	TG	TG	TG	TG	TG	TG	TG	TG	TG	TG	TG	TG	TG	TG	TG	TG	TG
			0-1	0-2	0-3	1-2	1-3	2-3	2-4	2-5	3-4	3-5	4-6	2G	2+	3+	4+	5+	6+	7+
2774 PSG (T)	Barcelona (T)	Ma 17:00	3.41	4.00	1.80	1.84	1.24	1.18	4.10	2.35	2.25	1.46	1.11	1.41	3.46	3.00	2.10	1.61	1.24	1.31
2775 Manchester Ci	Inter Milan (Ma 19:00	1.70	4.00	3.85	1.18	1.95	1.18	2.12	2.40	4.50	1.09	1.52	1.40	1.95	3.00	3.96	1.18	1.71	1.31
			Total goluri																	
			PR	PR	PR	PR	PR	PR	DR	DR	DR	DR	DR	DR	I>II	I=II	I<II	PsF 1	PsF X	PsF 2
			0-1	2-3	1+	2+	3+	4+	0-1	2-3	1+	2+	3+	4+						
2774 PSG (T)	Barcelona (T)	Ma 17:00	5.50	2.40	1.52	2.65	1.75	2.15	1.45	1.21	2.20	1.70	2.45	4.50	1.08	1.50	2.20	3.30	6.00	11.0
2775 Manchester Ci	Inter Milan (Ma 19:00	5.50	2.40	1.52	2.65	1.75	2.15	1.45	1.21	2.20	1.70	2.45	4.50	1.08	1.50	2.20	3.30	6.00	11.0
			Total goluri prima repriză						Total goluri a doua repriză						Mai multe goluri			Pauză sau Final		
2774 PSG (T)	Barcelona (T)	Ma 17:00	1.55	2.30	1.14	2.15	4.00	10.0	1.95	2.00	1.12	1.68	3.40	5.70	2.95	3.35	2.00	2.70	2.03	1.52
2775 Manchester Ci	Inter Milan (Ma 19:00	1.55	2.30	1.14	2.15	4.00	10.0	1.95	2.00	1.12	1.68	3.40	5.70	2.95	3.35	2.00	1.47	2.20	3.04
			Pauză - Final						Marchează											
			1-1	1-X	1-2	X-1	X-X	X-2	2-1	2-X	2-2	GM	OM	GN	ON	GG	NG	GG3	GM-	OM-
			W1	W2	Wp1	Wp2	±H	H 1	H X	H 2	PG 1	PG 2	VD	VD	1D	2D	1N	2N	1D	1N
												11	22					2D	2N	
2774 PSG (T)	Barcelona (T)	Ma 17:00	2.56	1.35	2.66	1.46	1.0	1.80	3.50	3.00	-	-	-	-	-	-	-	-	-	
2775 Manchester Ci	Inter Milan (Ma 19:00	1.28	2.88	1.39	2.95	-1.0	2.80	3.45	1.95	-	-	-	-	-	-	-	-	-	

Anglia - Championship

Cod Gazde	Oaspeti	Zi Ora	Final						Prima repriză						A doua repriză					
			1	X	2	1X	X2	12	PR1	PRX	PR2	PR	PR	PR	DR1	DRX	DR2	DR	DR	DR
			TG	TG	TG	TG	TG	TG	TG	TG	TG	TG	TG	TG	TG	TG	TG	TG	TG	TG
			0-1	0-2	0-3	1-2	1-3	2-3	2-4	2-5	3-4	3-5	4-6	2G	2+	3+	4+	5+	6+	7+
3932 Aston Villa	Preston	Ma 21:45	2.00	3.20	4.10	1.23	1.80	1.35	2.60	2.00	4.50	1.15	1.43	1.74	2.30	2.45	3.79	1.16	1.45	1.43
3935 Barnsley	Burton	Ma 21:45	1.90	3.30	4.40	1.22	1.90	1.33	2.50	1.95	5.00	1.12	1.46	1.76	2.20	2.45	4.10	1.13	1.49	1.43
3936 Brentford	Birmingham	Ma 21:45	1.65	3.75	5.70	1.15	2.25	1.28	2.17	2.17	5.20	1.11	1.61	1.61	1.95	2.50	4.57	1.10	1.63	1.40
3937 Middlesbrough	Hull City	Ma 21:45	1.80	3.50	4.75	1.19	2.00	1.30	2.40	2.00	5.10	1.11	1.50	1.72	2.10	2.40	4.33	1.12	1.54	1.41
3938 Millwall	Sheffield Wed	Ma 21:45	2.00	3.20	4.15	1.22	1.80	1.35	2.50	2.00	4.65	1.14	1.46	1.72	2.20	2.35	4.10	1.13	1.49	1.43
3940 Nottingham	Reading	Ma 21:45	2.25	3.20	3.40	1.30	1.65	1.35	2.85	2.00	3.85	1.20	1.36	1.72	2.55	2.30	3.35	1.20	1.35	1.45
3984 Sheffield Utd	QPR	Ma 21:45	1.80	3.55	4.65	1.19	2.05	1.30	2.40	2.05	4.75	1.13	1.50	1.69	2.10	2.40	4.33	1.12	1.54	1.41
3988 Bolton	Sunderland	Ma 22:00	2.50	3.15	3.00	1.40	1.55	1.35	3.10	1.93	3.70	1.22	1.30	1.78	2.75	2.25	3.15	1.25	1.30	1.45
			Total goluri																	
			PR	PR	PR	PR	PR	PR	DR	DR	DR	DR	DR	DR	I>II	I=II	I<II	PsF 1	PsF X	PsF 2
			0-1	2-3	1+	2+	3+	4+	0-1	2-3	1+	2+	3+	4+						
3932 Aston Villa	Preston	Ma 21:45	2.65	1.60	1.18	1.85	1.35	2.00	1.57	1.46	2.75	2.40	4.40	3.20	1.41	2.20	4.15	8.70	14.0	44.0
3935 Barnsley	Burton	Ma 21:45	2.50	1.55	1.17	1.80	1.35	2.00	1.58	1.48	2.85	2.45	4.70	3.10	1.43	2.30	4.40	10.0	15.0	46.0
3936 Brentford	Birmingham	Ma 21:45	3.30	1.85	1.30	2.10	1.47	2.10	1.47	1.34	2.40	2.00	3.60	3.60	1.25	1.85	3.20	6.60	11.0	34.0
3937 Middlesbrough	Hull City	Ma 21:45	2.65	1.60	1.18	1.85	1.35	2.00	1.57	1.46	2.75	2.40	4.40	3.20	1.41	2.20	4.15	8.70	14.0	44.0
3938 Millwall	Sheffield Wed	Ma 21:45	2.80	1.65	1.19	1.90	1.38	2.05	1.56	1.44	2.65	2.25	4.20	3.30	1.40	2.10	3.95	8.20	13.0	42.0
3940 Nottingham	Reading	Ma 21:45	2.80	1.65	1.19	1.90	1.38	2.05	1.56	1.44	2.65	2.25	4.20	3.30	1.40	2.10	3.95	8.20	13.0	42.0
3984 Sheffield Utd	QPR	Ma 21:45	3.10	1.75	1.25	2.00	1.42	2.07	1.54	1.39	2.50	2.10	3.85	3.50	1.32	1.95	3.50	7.00	11.0	38.0
3988 Bolton	Sunderland	Ma 22:00	2.50	1.55	1.17	1.80	1.35	2.00	1.58	1.48	2.85	2.45	4.70	3.10	1.43	2.35	4.40	10.0	15.0	46.0
			Total goluri prima repriză						Total goluri a doua repriză						Mai multe goluri			Pauză sau Final		
3932 Aston Villa	Preston	Ma 21:45	1.30	3.40	1.51	3.20	9.20	23.0	1.50	2.70	1.29	2.40	6.00	17.0	3.15	3.20	1.95	1.65	1.70	3.00
3935 Barnsley	Burton	Ma 21:45	1.29	3.55	1.54	3.35	9.00	26.0	1.45	2.75	1.31	2.50	6.25	21.0	2.95	3.35	2.00	1.60	1.65	3.20
3936 Brentford	Birmingham	Ma 21:45	1.40	3.00	1.38	2.70	7.80	14.0	1.63	2.40	1.17	2.10	4.50	10.0	2.95	3.35	2.00	1.45	1.90	4.00
3937 Middlesbrough	Hull City	Ma 21:45	1.30	3.40	1.51	3.20	9.20	23.0	1.50	2.70	1.29	2.40	6.00	17.0	2.95	3.35	2.00	1.60	1.70	3.20
3938 Millwall	Sheffield Wed	Ma 21:45	1.32	3.30	1.45	3.15	8.65	20.0	1.53	2.60	1.22	2.30	5.50	17.0	2.95	3.35	2.00	1.65	1.65	4.00
3940 Nottingham	Reading	Ma 21:45	1.32	3.30	1.45	3.15	8.65	20.0	1.53	2.60	1.22	2.30	5.50	17.0	3.15	3.20	1.95	1.90	1.70	2.55
3984 Sheffield Utd	QPR	Ma 21:45	1.34	3.20	1.43	3.05	8.35	18.0	1.55	2.55	1.21	2.20	5.25	17.0	2.95	3.35	2.00	1.58	1.70	3.45
3988 Bolton	Sunderland	Ma 22:00	1.29	3.55	1.54	3.35	9.00	26.0	1.45	2.75	1.31	2.50	6.25	21.0	3.15	3.20	1.95	2.05	1.55	2.45
			Pauză - Final						Marchează											

Anglia - League One

			Pauză - Final									Marchează									
			1-1	1-X	1-2	X-1	X-X	X-2	2-1	2-X	2-2	GM	OM	GN	ON	GG	NG	GG3	GM-	OM-	
4006	Fleetwood	Portsmouth	Ma 21:45	5.00	15.0	28.0	5.75	4.65	5.70	28.0	15.0	4.75	1.40	1.35	2.50	2.70	1.95	1.75	2.65	2.25	2.10
4007	Shrewsbury	Gillingham FC	Ma 21:45	2.72	17.0	34.0	4.60	5.50	9.00	25.0	17.0	9.50	1.22	1.70	3.40	1.90	2.15	1.62	2.55	1.88	3.15
			Scor corect (Final)									Scor corect (Prima repriză)									
			1:0	2:0	2:1	3:0	0:0	1:1	2:2	0:1	0:2	1:2	0:3	pr1:Cpr2:0	pr2:1pr0:0	pr0:1pr0:2	pr0:2pr1:2				
4006	Fleetwood	Portsmouth	Ma 21:45	8.50	12.0	10.0	35.0	5.64	6.00	17.0	7.50	10.0	9.00	25.0	4.33	15.0	26.0	2.40	4.33	13.0	26.0
4007	Shrewsbury	Gillingham FC	Ma 21:45	6.00	7.00	7.50	15.0	5.89	6.50	17.0	11.0	22.0	17.0	65.0	3.33	8.50	21.0	2.45	6.00	26.0	41.0
			Winner (final)			Winner (pauză)			Handicap			Primul gol		Victorie dublă		Marchează în ambele reprize					
			W1	W2	Wp1	Wp2	±H	H 1	H X	H 2	PG 1	PG 2	VD 11	VD 22	1D	2D	1N	2N	1D 2D	1N 2N	
4006	Fleetwood	Portsmouth	Ma 21:45	1.93	1.70	2.04	1.76	1.0	1.40	3.80	5.35	-	-	11.1	8.98	4.00	4.00	1.16	1.16	13.3	1.26
4007	Shrewsbury	Gillingham FC	Ma 21:45	1.24	3.53	1.36	3.07	-1.0	3.30	3.45	2.03	-	-	4.82	23.3	2.75	6.33	1.34	1.05	14.5	1.31
			Combinatii Winner																		
			1& 1-2	1& 3+	1& 1-3	1& 4+	1& 2-3	1/1& 3+	1&Pr 2+	1/1& Pr2+	1&G G	Pr2+ &Dr1+	Pr1+ &Dr2+	2& 1-2	2& 3+	2& 1-3	2& 4+	2& 2-3	2/2& 3+	2&Pr 2+	
4006	Fleetwood	Portsmouth	Ma 21:45	4.42	5.70	3.32	10.8	4.92	9.43	8.23	13.4	6.53	4.10	3.44	3.89	4.97	2.92	9.51	4.32	8.95	7.24
4007	Shrewsbury	Gillingham FC	Ma 21:45	2.74	3.29	2.00	6.15	2.97	4.90	4.75	6.96	3.80	3.86	3.24	7.84	9.32	5.72	17.6	8.47	17.1	13.6

Anglia - League Two

Cod	Gazde	Oaspeti	Zi	Ora	Final							Prima repriză						A doua repriză					
					1	X	2	1X	X2	12	PR1	PRX	PR2	PR 1X	PR X2	PR 12	DR1	DRX	DR2	DR 1X	DR X2	DR 12	
4011	Cambridge Utd	Notts County	Ma 21:45	2.70	3.20	2.55	1.46	1.42	1.31	3.35	2.05	3.10	1.27	1.23	1.62	3.04	2.35	2.85	1.29	1.25	1.47		
4012	Crewe	Exeter	Ma 21:45	2.55	3.20	2.70	1.42	1.46	1.31	3.00	2.08	3.40	1.22	1.28	1.60	2.80	2.25	3.10	1.24	1.30	1.47		
4013	Barnet	Carlisle	Ma 22:00	2.70	3.20	2.55	1.45	1.42	1.31	3.35	2.05	3.10	1.27	1.23	1.62	3.04	2.30	2.85	1.29	1.25	1.47		
			Total goluri																				
			TG 0-1	TG 0-2	TG 0-3	TG 1-2	TG 1-3	TG 2-3	TG 2-4	TG 2-5	TG 3-4	TG 3-5	TG 4-6	TG 2G	TG 2+	TG 3+	TG 4+	TG 5+	TG 6+	TG 7+			
4011	Cambridge Utd	Notts County	Ma 21:45	3.10	1.70	1.23	1.95	1.40	2.05	1.52	1.37	2.55	2.15	4.00	3.40	1.25	2.00	3.75	7.80	12.0	40.0		
4012	Crewe	Exeter	Ma 21:45	3.30	1.80	1.27	2.05	1.45	2.07	1.48	1.31	2.45	2.05	3.70	3.55	1.20	1.90	3.40	6.70	12.0	36.0		
4013	Barnet	Carlisle	Ma 22:00	3.20	1.75	1.25	2.00	1.42	2.07	1.50	1.35	2.50	2.10	3.85	3.50	1.23	1.95	3.50	7.00	11.0	38.0		
			Total goluri prima repriză						Total goluri a doua repriză						Mai multe goluri			Pauză sau Final					
			PR 0-1	PR 2-3	PR 1+	PR 2+	PR 3+	PR 4+	DR 0-1	DR 2-3	DR 1+	DR 2+	DR 3+	DR 4+	I>II	I=II	I<II	PsF 1	PsF X	PsF 2			
4011	Cambridge Utd	Notts County	Ma 21:45	1.35	3.10	1.41	2.90	8.20	16.0	1.58	2.50	1.20	2.15	4.75	13.0	3.15	3.20	1.95	2.20	1.70	2.05		
4012	Crewe	Exeter	Ma 21:45	1.38	3.05	1.40	2.80	7.50	15.0	1.60	2.45	1.18	2.10	4.75	11.0	3.15	3.20	1.95	1.99	1.71	2.32		
4013	Barnet	Carlisle	Ma 22:00	1.35	3.10	1.41	2.90	8.20	16.0	1.58	2.50	1.20	2.15	4.75	13.0	3.15	3.20	1.95	2.15	1.75	2.05		
			Pauză - Final									Marchează											
			1-1	1-X	1-2	X-1	X-X	X-2	2-1	2-X	2-2	GM	OM	GN	ON	GG	NG	GG3	GM-	OM-			
4011	Cambridge Utd	Notts County	Ma 21:45	4.80	15.0	28.0	5.75	4.65	5.70	28.0	15.0	4.50	1.35	1.30	2.70	2.90	1.80	1.90	2.25	2.40	2.25		
4012	Crewe	Exeter	Ma 21:45	4.35	15.0	28.0	5.60	4.65	5.75	28.0	15.0	4.55	1.27	1.32	3.10	2.80	1.75	1.95	2.20	2.20	2.35		
4013	Barnet	Carlisle	Ma 22:00	4.70	15.0	28.0	5.75	4.65	5.70	28.0	15.0	4.40	1.32	1.30	2.80	2.90	1.75	1.95	2.25	2.40	2.25		
			Scor corect (Final)									Scor corect (Prima repriză)											
			1:0	2:0	2:1	3:0	0:0	1:1	2:2	0:1	0:2	1:2	0:3	pr1:Cpr2:0	pr2:1pr0:0	pr0:1pr0:2	pr0:2pr1:2						
4011	Cambridge Utd	Notts County	Ma 21:45	8.50	12.0	10.0	35.0	8.96	6.00	17.0	7.50	10.0	9.00	25.0	4.33	13.0	21.0	2.65	4.33	13.0	21.0		
4012	Crewe	Exeter	Ma 21:45	7.00	10.0	9.00	25.0	10.5	6.00	17.0	8.50	12.0	10.0	35.0	4.33	12.0	17.0	2.75	4.33	13.0	21.0		
4013	Barnet	Carlisle	Ma 22:00	8.50	12.0	10.0	35.0	8.96	6.00	17.0	7.50	10.0	9.00	25.0	4.33	13.0	21.0	2.65	4.33	13.0	21.0		
			Winner (final)			Winner (pauză)			Handicap			Primul gol		Victorie dublă		Marchează în ambele reprize							
			W1	W2	Wp1	Wp2	±H	H 1	H X	H 2	PG 1	PG 2	VD 11	VD 22	1D	2D	1N	2N	1D 2D	1N 2N			
4011	Cambridge Utd	Notts County	Ma 21:45	1.86	1.75	1.97	1.82	1.0	1.46	3.80	5.30	-	-	10.2	8.84	4.40	3.75	1.13	1.18	13.8	1.25		
4012	Crewe	Exeter	Ma 21:45	1.71	1.91	1.78	2.02	-1.0	5.00	3.80	1.48	-	-	8.40	10.5	3.60	4.00	1.20	1.16	12.0	1.30		
4013	Barnet	Carlisle	Ma 22:00	1.86	1.75	1.97	1.82	1.0	1.45	3.80	5.20	-	-	10.2	8.84	4.40	3.75	1.13	1.18	13.8	1.25		
			Combinatii Winner																				

Anglia - Conferinta National

			Pauză - Final									Marchează									
			1-1	1-X	1-2	X-1	X-X	X-2	2-1	2-X	2-2	GM	OM	GN	ON	GG	NG	GG3	GM-	OM-	
			Scor corect (Final)									Scor corect (Prima repriză)									
			1:0	2:0	2:1	3:0	0:0	1:1	2:2	0:1	0:2	1:2	0:3	pr1:0	pr2:0	pr0:1	pr0:2	pr1:2	pr0:1	pr0:2	pr1:2
4031	Solihull	Wrexham	Ma 21:45	4.75	16.0	28.0	5.90	4.75	5.40	28.0	15.0	4.05	1.37	1.35	2.60	2.70	1.90	1.80	2.55	2.30	2.20
4032	Torquay	Sutton	Ma 21:45	6.50	16.5	28.0	6.25	5.00	5.30	31.0	16.0	3.50	1.45	1.25	2.40	3.20	1.90	1.80	2.40	2.50	1.85
4036	Tranmere	Macclesfield	Ma 21:45	2.55	17.0	35.0	4.50	5.50	10.5	25.0	17.0	9.00	1.15	1.65	4.00	2.00	1.95	1.75	2.30	1.73	2.85
			Winner (final)	Winner (pauză)		Handicap			Primul gol		Victorie dublă		Marchează în ambele reprize								
			W1	W2	Wp1	Wp2	±H	H 1	H X	H 2	PG 1	PG 2	VD 11	VD 22	1D	2D	1N	2N	1D 2D	1N 2N	
4014	Aldershot	Bromley	Ma 21:45	1.34	2.72	1.45	2.77	-1.0	3.35	3.50	1.85	-	-	5.16	19.0	2.75	4.90	1.34	1.10	11.2	1.38
4018	Barrow	Gateshead	Ma 21:45	1.62	1.99	1.71	2.12	-1.0	4.50	3.70	1.55	-	-	7.69	11.5	3.75	4.50	1.18	1.12	14.1	1.24
4019	Boreham Wood	Maidstone	Ma 21:45	1.19	3.66	1.35	3.16	-1.0	2.77	3.45	2.10	-	-	4.12	24.8	2.33	5.25	1.47	1.09	10.2	1.50
4020	Chester	Leyton Orient	Ma 21:45	2.51	1.39	2.42	1.54	1.0	1.65	3.55	3.80	-	-	15.6	5.98	5.10	2.90	1.09	1.30	12.3	1.32
4022	Dover	Dagenham & Re	Ma 21:45	1.50	2.23	1.62	2.27	-1.0	4.15	3.55	1.55	-	-	6.74	13.3	3.35	4.80	1.23	1.11	13.4	1.28
4023	Ebbsfleet	Woking	Ma 21:45	1.29	2.98	1.42	2.81	-1.0	3.20	3.50	1.90	-	-	4.94	20.1	2.55	4.75	1.39	1.11	10.1	1.44
4024	Guiseley	Fylde	Ma 21:45	3.08	1.27	2.83	1.42	1.0	1.85	3.45	3.06	-	-	20.2	4.72	5.00	2.60	1.10	1.38	10.8	1.42
4025	Halifax	Hartlepool	Ma 21:45	1.41	2.44	1.57	2.36	-1.0	3.78	3.55	1.60	-	-	6.23	14.6	3.20	5.20	1.25	1.09	13.9	1.27
4026	Maidenhead	Eastleigh	Ma 21:45	1.43	2.43	1.54	2.41	-1.0	3.80	3.55	1.72	-	-	5.87	15.2	2.75	4.00	1.34	1.16	9.17	1.45
4031	Solihull	Wrexham	Ma 21:45	1.93	1.66	2.10	1.70	1.0	1.50	3.70	4.75	-	-	11.0	8.00	4.00	3.70	1.16	1.19	12.3	1.29
4032	Torquay	Sutton	Ma 21:45	2.44	1.41	2.39	1.54	1.0	1.60	3.55	3.80	-	-	15.0	6.23	4.80	3.10	1.11	1.27	12.4	1.32
4036	Tranmere	Macclesfield	Ma 21:45	1.24	3.33	1.32	3.25	-1.0	2.75	3.45	2.11	-	-	4.18	26.3	2.50	6.00	1.41	1.06	12.5	1.40
			Combinatii Winner																		
			1&	1&	1&	1&	1&	1/1&	1&Pr	1/1&	1&G	Pr2+	Pr1+	2&	2&	2&	2&	2&	2/2&	2&Pr	
			1-2	3+	1-3	4+	2-3	3+	2+	Pr2+	G	&Dr1	&Dr2	1-2	3+	1-3	4+	2-3	3+	2+	
4014	Aldershot	Bromley	Ma 21:45	3.29	2.93	2.30	5.02	3.29	4.73	4.23	6.74	3.45	2.95	2.59	6.67	5.88	4.67	10.2	6.67	9.86	8.58
4018	Barrow	Gateshead	Ma 21:45	3.88	4.02	2.79	7.47	4.08	6.64	6.07	9.88	4.55	3.45	2.81	4.79	4.92	3.44	9.22	5.04	8.20	7.50
4019	Boreham Wood	Maidstone	Ma 21:45	3.01	2.54	2.07	4.33	2.94	3.72	3.71	5.34	2.90	2.87	2.49	9.24	7.73	6.36	13.3	9.02	14.8	11.4
4020	Chester	Leyton Orient	Ma 21:45	6.10	6.00	4.33	10.7	6.32	10.4	8.85	15.1	7.00	3.25	2.71	3.39	3.31	2.41	5.93	3.51	5.51	4.92
4022	Dover	Dagenham & Re	Ma 21:45	3.64	3.58	2.59	6.38	3.77	5.75	5.28	8.35	4.10	3.25	2.71	5.42	5.29	3.85	9.49	5.61	8.87	7.86
4023	Ebbsfleet	Woking	Ma 21:45	3.20	2.85	2.24	4.88	3.20	4.43	4.12	6.31	3.50	2.95	2.59	7.42	6.54	5.19	11.3	7.42	10.6	9.54
4024	Guiseley	Fylde	Ma 21:45	7.73	6.52	5.32	11.1	7.55	11.8	9.52	17.0	7.50	2.87	2.49	3.19	2.67	2.19	4.60	3.11	4.01	3.93
4025	Halifax	Hartlepool	Ma 21:45	3.47	3.42	2.47	6.08	3.60	5.59	5.04	8.12	4.00	3.25	2.71	6.02	5.87	4.27	10.5	6.23	9.59	8.72
4026	Maidenhead	Eastleigh	Ma 21:45	3.56	3.16	2.49	5.42	3.56	5.23	4.58	7.45	3.55	2.95	2.59	6.05	5.33	4.24	9.22	6.05	8.64	7.78
4031	Solihull	Wrexham	Ma 21:45	4.47	5.36	3.26	10.0	4.83	8.57	7.73	12.2	6.00	3.86	3.24	3.84	4.57	2.80	8.62	4.15	7.30	6.64
4032	Torquay	Sutton	Ma 21:45	5.72	6.37	4.15	11.9	6.17	11.2	9.48	16.4	7.00	3.59	2.98	3.30	3.65	2.40	6.86	3.56	6.02	5.47
4036	Tranmere	Macclesfield	Ma 21:45	2.80	2.75	1.99	4.89	2.89	4.03	4.06	5.85	3.30	3.25	2.71	7.53	7.34	5.34	13.2	7.79	14.4	10.9

Anglia Amatori - National League Nord

Cod	Gazde	Oaspeti	Zi	Ora	1	X	2	1X	X2	12	PR1	PRX	PR2	PR	PR	PR	DR1	DRX	DR2	DR	DR	DR
					TG	TG	TG	TG	TG	TG	TG	TG	TG	TG	TG	TG	TG	TG	TG	TG	TG	TG
					0-1	0-2	0-3	1-2	1-3	2-3	2-4	2-5	3-4	3-5	4-6	2G	2+	3+	4+	5+	6+	7+
1014	Harrogate	Alfreton Town	Ma	21:45	1.50	4.30	5.10	1.11	2.35	1.16	1.92	2.55	5.00	1.07	1.66	1.36	1.80	3.00	4.90	1.12	1.86	1.32
1016	Salford City	Bradford PA	Ma	21:45	1.65	4.00	4.20	1.17	2.05	1.18	2.12	2.35	4.75	1.08	1.53	1.43	1.95	2.75	4.60	1.14	1.72	1.37
1017	Spennymoor To	AFC Telford	Ma	21:45	1.60	4.00	4.60	1.15	2.15	1.18	2.05	2.40	4.85	1.07	1.57	1.41	1.95	2.85	4.35	1.16	1.72	1.35
1021	Stockport	Nuneaton Town	Ma	21:45	1.75	3.80	3.90	1.20	1.90	1.22	2.20	2.35	4.20	1.11	1.49	1.43	2.10	2.75	3.95	1.19	1.62	1.37
1014	Harrogate	Alfreton Town	Ma	21:45	6.00	2.70	1.70	3.10	1.95	2.40	1.52	1.30	2.10	1.70	2.35	4.20	1.07	1.40	2.00	3.20	5.50	12.0
1016	Salford City	Bradford PA	Ma	21:45	4.60	2.20	1.47	2.50	1.63	2.25	1.46	1.27	2.20	1.80	2.95	4.00	1.12	1.60	2.45	4.25	7.50	20.0
1017	Spennymoor To	AFC Telford	Ma	21:45	4.90	2.30	1.50	2.65	1.65	2.25	1.48	1.27	2.15	1.75	2.75	4.10	1.10	1.55	2.40	4.00	7.00	22.0

Anglia Amatori - National League Nord

			TG 0-1	TG 0-2	TG 0-3	TG 1-2	TG 1-3	TG 2-3	TG 2-4	TG 2-5	TG 3-4	TG 3-5	TG 4-6	TG 2G	TG 2+	TG 3+	TG 4+	TG 5+	TG 6+	TG 7+	
1021	Stockport	Nuneaton Town	Ma 21:45	4.90	2.30	1.50	2.65	1.65	2.25	1.48	1.27	2.15	1.75	2.75	4.10	1.10	1.55	2.40	4.00	7.00	22.0
				PR 0-1	PR 2-3	PR 1+	PR 2+	±H	H 1	H X	H 2	W1	W2	Wp1	Wp2	>II	I=II	I<II	Psf 1	Psf X	Psf 2
1014	Harrogate	Alfreton Town	Ma 21:45	1.70	2.25	1.14	2.00	-1.0	2.35	3.50	2.35	1.15	3.91	1.31	3.40	2.95	3.35	2.00	1.35	2.25	3.20
1016	Salford City	Bradford PA	Ma 21:45	1.55	2.60	1.24	2.30	-1.0	2.75	3.45	2.05	1.24	3.15	1.37	3.07	2.95	3.35	2.00	1.45	2.10	3.00
1017	Spennymoor To	AFC Telford	Ma 21:45	1.57	2.55	1.20	2.25	-1.0	2.60	3.50	2.15	1.20	3.45	1.34	3.18	2.95	3.35	2.00	1.40	2.10	3.20
1021	Stockport	Nuneaton Town	Ma 21:45	1.57	2.55	1.20	2.25	-1.0	3.10	3.45	1.90	1.29	2.87	1.43	2.73	2.95	3.35	2.00	1.50	2.00	2.70
				1-1	1-X	1-2	X-1	X-X	X-2	2-1	2-X	2-2	GM	OM	GN	ON	GG	NG	GG3 +	GM-PR1+	OM-PR1+
1014	Harrogate	Alfreton Town	Ma 21:45	2.15	17.0	40.0	4.40	5.75	15.0	27.0	17.5	13.0	1.05	1.40	5.50	2.50	1.50	2.40	1.75	1.42	2.20
1016	Salford City	Bradford PA	Ma 21:45	2.55	17.0	35.0	4.50	5.50	10.5	25.0	17.0	9.00	1.10	1.42	5.00	2.50	1.60	2.20	1.85	1.60	2.40
1017	Spennymoor To	AFC Telford	Ma 21:45	2.45	17.0	35.0	4.50	5.75	11.0	25.0	17.0	9.50	1.10	1.40	5.00	2.50	1.55	2.30	1.75	1.57	2.35
1021	Stockport	Nuneaton Town	Ma 21:45	2.75	17.0	34.0	4.60	5.50	9.00	25.0	17.0	8.00	1.12	1.35	4.50	2.80	1.50	2.40	1.75	1.60	2.25

Anglia Amatori - National League Sud

				1	X	2	1X	X2	12	PR1	PRX	PR2	PR 1X	PR X2	PR 12	DR1	DRX	DR2	DR 1X	DR X2	DR 12
1023	Concord R.	East Thurrock	Ma 21:45	2.30	3.60	2.60	1.40	1.52	1.23	2.75	2.25	3.30	1.21	1.31	1.47	2.60	2.65	3.00	1.31	1.41	1.40
1024	Weston S. Mar	Chelmsford	Ma 21:45	2.75	3.60	2.20	1.57	1.37	1.23	3.45	2.25	2.65	1.33	1.19	1.47	3.35	2.50	2.50	1.43	1.25	1.43
				TG 0-1	TG 0-2	TG 0-3	TG 1-2	TG 1-3	TG 2-3	TG 2-4	TG 2-5	TG 3-4	TG 3-5	TG 4-6	TG 2G	TG 2+	TG 3+	TG 4+	TG 5+	TG 6+	TG 7+
1023	Concord R.	East Thurrock	Ma 21:45	4.60	2.20	1.47	2.50	1.63	2.25	1.46	1.27	2.20	1.80	2.95	4.00	1.12	1.60	2.45	4.25	7.50	20.0
1024	Weston S. Mar	Chelmsford	Ma 21:45	4.60	2.20	1.47	2.50	1.63	2.25	1.46	1.27	2.20	1.80	2.95	4.00	1.12	1.60	2.45	4.25	7.50	20.0
				PR 0-1	PR 2-3	PR 1+	PR 2+	±H	H 1	H X	H 2	W1	W2	Wp1	Wp2	>II	I=II	I<II	Psf 1	Psf X	Psf 2
1023	Concord R.	East Thurrock	Ma 21:45	1.55	2.60	1.24	2.30	-1.0	4.55	3.65	1.52	1.66	1.88	1.73	2.08	3.15	3.20	1.95	1.90	2.00	2.10
1024	Weston S. Mar	Chelmsford	Ma 21:45	1.55	2.60	1.24	2.30	1.0	1.57	3.60	4.25	1.99	1.59	2.17	1.67	3.15	3.20	1.95	2.15	1.95	1.80
				1-1	1-X	1-2	X-1	X-X	X-2	2-1	2-X	2-2	GM	OM	GN	ON	GG	NG	GG3 +	GM-PR1+	OM-PR1+
1023	Concord R.	East Thurrock	Ma 21:45	3.85	15.5	29.0	5.40	4.75	5.90	28.0	16.0	4.80	1.18	1.25	3.80	3.25	1.50	2.40	1.85	1.82	2.05
1024	Weston S. Mar	Chelmsford	Ma 21:45	5.10	16.0	28.0	6.00	4.75	5.40	30.0	15.5	3.65	1.25	1.18	3.20	3.80	1.50	2.40	1.85	2.05	1.80

Anglia Amatori - Isthmian Football League

				1	X	2	1X	X2	12	PR1	PRX	PR2	PR 1X	PR X2	PR 12	DR1	DRX	DR2	DR 1X	DR X2	DR 12
1030	Leiston	Margate	Ma 21:45	2.35	3.60	2.45	1.42	1.46	1.20	2.75	2.33	3.15	1.20	1.27	1.40	2.65	2.50	3.00	1.29	1.36	1.41
2441	Needham Marke	Burgess Hill	Ma 21:45	2.00	3.75	2.90	1.30	1.65	1.18	2.40	2.45	3.45	1.16	1.37	1.35	2.30	2.85	3.10	1.27	1.48	1.32
				TG 0-1	TG 0-2	TG 0-3	TG 1-2	TG 1-3	TG 2-3	TG 2-4	TG 2-5	TG 3-4	TG 3-5	TG 4-6	TG 2G	TG 2+	TG 3+	TG 4+	TG 5+	TG 6+	TG 7+
1030	Leiston	Margate	Ma 21:45	5.50	2.40	1.52	2.65	1.75	2.15	1.45	1.21	2.20	1.70	2.45	4.50	1.08	1.50	2.20	3.30	6.00	11.0
2441	Needham Marke	Burgess Hill	Ma 21:45	6.85	2.70	1.65	2.95	1.90	2.25	1.48	1.23	2.15	1.60	2.20	4.75	1.05	1.40	1.95	2.90	4.25	9.00
				PR 0-1	PR 2-3	PR 1+	PR 2+	±H	H 1	H X	H 2	W1	W2	Wp1	Wp2	>II	I=II	I<II	Psf 1	Psf X	Psf 2
1030	Leiston	Margate	Ma 21:45	1.55	2.30	1.14	2.15	-1.0	4.70	3.70	1.46	1.70	1.77	1.77	2.03	3.15	3.20	1.95	1.85	2.00	1.90
2441	Needham Marke	Burgess Hill	Ma 21:45	1.67	2.00	1.12	1.95	-1.0	3.80	3.55	1.65	1.47	2.13	1.60	2.30	3.15	3.20	1.95	1.60	2.15	2.25
				1-1	1-X	1-2	X-1	X-X	X-2	2-1	2-X	2-2	GM	OM	GN	ON	GG	NG	GG3 +	GM-PR1+	OM-PR1+
1030	Leiston	Margate	Ma 21:45	4.05	15.0	28.0	5.40	4.75	5.90	28.0	16.0	4.75	1.18	1.20	4.00	3.80	1.45	2.55	1.75	1.78	1.95
2441	Needham Marke	Burgess Hill	Ma 21:45	3.45	16.0	32.0	5.00	5.00	6.50	28.0	16.5	5.70	1.12	1.20	4.50	3.80	1.40	2.70	1.65	1.58	1.83

Anglia Amatori - Premier League Nord

				1	X	2	1X	X2	12	PR1	PRX	PR2	PR 1X	PR X2	PR 12	DR1	DRX	DR2	DR 1X	DR X2	DR 12
1031	Rushall	Stafford	Ma 21:45	2.30	3.60	2.50	1.40	1.48	1.20	2.75	2.30	3.20	1.19	1.27	1.41	2.60	2.65	2.85	1.31	1.38	1.36
1039	Whitby	Grantham	Ma 21:45	2.85	4.00	1.95	1.67	1.30	1.16	3.60	2.45	2.35	1.39	1.14	1.35	3.17	2.85	2.25	1.50	1.26	1.32
				TG 0-1	TG 0-2	TG 0-3	TG 1-2	TG 1-3	TG 2-3	TG 2-4	TG 2-5	TG 3-4	TG 3-5	TG 4-6	TG 2G	TG 2+	TG 3+	TG 4+	TG 5+	TG 6+	TG 7+
1031	Rushall	Stafford	Ma 21:45	4.70	2.30	1.48	2.55	1.65	2.15	1.43	1.23	2.20	1.73	2.60	4.45	1.12	1.55	2.30	3.45	6.50	12.0
1039	Whitby	Grantham	Ma 21:45	6.85	2.70	1.65	2.95	1.90	2.25	1.48	1.23	2.15	1.60	2.20	4.75	1.05	1.40	1.95	2.90	4.25	9.00
				PR 0-1	PR 2-3	PR 1+	PR 2+	±H	H 1	H X	H 2	W1	W2	Wp1	Wp2	>II	I=II	I<II	Psf 1	Psf X	Psf 2

Anglia Amatori - Premier League Nord

			PR	PR	PR	PR	±H	H 1	H X	H 2	W1	W2	Wp1	Wp2	I>II	I=II	I<II	Psf 1	Psf X	Psf 2	
			0-1	2-3	1+	2+															
1031	Rushall	Stafford	Ma 21:45	1.52	2.40	1.14	2.20	-1.0	4.55	3.65	1.48	1.66	1.81	1.76	2.04	3.15	3.20	1.95	1.85	2.10	1.95
1039	Whitby	Grantham	Ma 21:45	1.67	2.00	1.12	1.95	1.0	1.67	3.50	3.70	2.14	1.46	2.39	1.56	2.95	3.35	2.00	2.15	2.25	1.55
				1-1	1-X	1-2	X-1	X-X	X-2	2-1	2-X	2-2	GM	OM	GN	ON	GG	NG	GG3	GM-	OM-
																		+	PR1+	PR1+	
1031	Rushall	Stafford	Ma 21:45	3.85	15.5	29.0	5.40	4.75	5.90	28.0	16.0	4.80	1.18	1.22	3.80	3.45	1.45	2.55	1.75	1.80	2.00
1039	Whitby	Grantham	Ma 21:45	5.75	16.5	27.0	6.75	5.25	5.00	32.0	16.5	3.35	1.20	1.10	3.80	5.00	1.35	2.95	1.65	1.83	1.57

Anglia Amatori - Premier League Sud

Cod	Gazde	Oaspeti	Zi Ora	1	X	2	1X	X2	12	PR1	PRX	PR2	PR	PR	PR	DR1	DRX	DR2	DR	DR	DR
													1X	X2	12				1X	X2	12
1040	Basingstoke	Stratford	Ma 21:45	1.85	4.00	3.10	1.26	1.75	1.16	2.25	2.45	3.85	1.12	1.43	1.35	2.15	2.85	3.40	1.23	1.55	1.32
1041	Hereford	St. Neots	Ma 21:45	1.40	4.50	5.75	1.07	2.55	1.12	1.77	2.70	5.70	1.02	1.74	1.29	1.65	3.10	5.50	1.08	1.98	1.27
1042	Kings Langley	Royston	Ma 21:45	3.10	4.00	1.85	1.75	1.25	1.15	3.85	2.45	2.25	1.43	1.12	1.35	3.39	2.85	2.15	1.55	1.23	1.32
1044	Tiverton	Kettering	Ma 21:45	2.35	3.60	2.45	1.42	1.46	1.20	2.70	2.45	3.00	1.22	1.29	1.35	2.60	2.75	2.75	1.34	1.38	1.34
				TG	TG	TG	TG	TG	TG	TG	TG	TG	TG	TG	TG	TG	TG	TG	TG	TG	TG
				0-1	0-2	0-3	1-2	1-3	2-3	2-4	2-5	3-4	3-5	4-6	2G	2+	3+	4+	5+	6+	7+
1040	Basingstoke	Stratford	Ma 21:45	6.85	2.70	1.65	2.95	1.90	2.25	1.48	1.23	2.15	1.60	2.20	4.75	1.05	1.40	1.95	2.90	4.25	9.00
1041	Hereford	St. Neots	Ma 21:45	8.50	3.00	1.85	3.25	2.15	2.50	1.52	1.27	2.10	1.53	1.95	5.15	1.02	1.35	1.75	2.60	3.50	7.00
1042	Kings Langley	Royston	Ma 21:45	6.85	2.70	1.65	2.95	1.90	2.25	1.48	1.23	2.15	1.60	2.20	4.75	1.05	1.40	1.95	2.90	4.25	9.00
1044	Tiverton	Kettering	Ma 21:45	6.85	2.70	1.65	2.95	1.90	2.25	1.48	1.23	2.15	1.60	2.20	4.75	1.05	1.40	1.95	2.90	4.25	9.00
				PR	PR	PR	PR	±H	H 1	H X	H 2	W1	W2	Wp1	Wp2	I>II	I=II	I<II	Psf 1	Psf X	Psf 2
				0-1	2-3	1+	2+														
1040	Basingstoke	Stratford	Ma 21:45	1.67	2.00	1.12	1.95	-1.0	3.35	3.50	1.75	1.39	2.33	1.50	2.56	2.95	3.35	2.00	1.50	2.10	2.35
1041	Hereford	St. Neots	Ma 21:45	2.00	1.95	1.08	1.70	-1.0	2.00	3.60	2.55	1.09	4.47	1.24	3.99	2.85	3.40	2.05	1.30	2.50	3.80
1042	Kings Langley	Royston	Ma 21:45	1.67	2.00	1.12	1.95	1.0	1.75	3.50	3.35	2.33	1.39	2.56	1.50	2.95	3.35	2.00	2.35	2.10	1.50
1044	Tiverton	Kettering	Ma 21:45	1.67	2.00	1.12	1.95	-1.0	4.70	3.70	1.46	1.70	1.77	1.79	1.99	3.15	3.20	1.95	1.80	2.25	1.85
				1-1	1-X	1-2	X-1	X-X	X-2	2-1	2-X	2-2	GM	OM	GN	ON	GG	NG	GG3	GM-	OM-
																			+	PR1+	PR1+
1040	Basingstoke	Stratford	Ma 21:45	3.15	16.5	33.0	4.80	5.50	7.50	26.0	16.5	6.50	1.10	1.25	5.00	3.25	1.40	2.70	1.65	1.53	1.90
1041	Hereford	St. Neots	Ma 21:45	1.95	17.0	50.0	4.30	6.00	17.0	28.0	18.0	13.5	1.05	1.42	5.50	2.50	1.50	2.40	1.75	1.31	2.20
1042	Kings Langley	Royston	Ma 21:45	6.50	16.5	26.0	7.50	5.50	4.80	33.0	16.5	3.12	1.25	1.10	3.20	5.00	1.40	2.70	1.65	1.90	1.53
1044	Tiverton	Kettering	Ma 21:45	4.05	15.0	28.0	5.40	4.75	5.90	28.0	16.0	4.75	1.15	1.17	4.20	4.00	1.35	2.90	1.60	1.66	1.70

Anglia Amatori - Southern League Challenge Cup

Cod	Gazde	Oaspeti	Zi Ora	1	X	2	1X	X2	12	PR1	PRX	PR2	PR	PR	PR	DR1	DRX	DR2	DR	DR	DR
													1X	X2	12				1X	X2	12
1424	Didcot Town	Chesham Utd	Ma 21:45	3.79	4.50	1.60	2.06	1.18	1.12	-	-	-	-	-	-	-	-	-	-	-	-
				TG	TG	TG	TG	TG	TG	TG	TG	TG	TG	TG	TG	TG	TG	TG	TG	TG	TG
				0-1	0-2	0-3	1-2	1-3	2-3	2-4	2-5	3-4	3-5	4-6	2G	2+	3+	4+	5+	6+	7+
1424	Didcot Town	Chesham Utd	Ma 21:45	6.85	2.70	1.65	2.95	1.90	2.25	1.48	1.23	2.15	1.60	2.20	4.75	1.05	1.40	1.95	2.90	4.25	9.00
				PR	PR	PR	PR	±H	H 1	H X	H 2	W1	W2	Wp1	Wp2	I>II	I=II	I<II	Psf 1	Psf X	Psf 2
				0-1	2-3	1+	2+														
1424	Didcot Town	Chesham Utd	Ma 21:45	-	-	-	-	1.0	2.06	3.50	2.50	2.95	1.24	-	-	-	-	-	-	-	-

Anglia Amatori - U23 Premier League Cup

Cod	Gazde	Oaspeti	Zi Ora	1	X	2	1X	X2	12	PR1	PRX	PR2	PR	PR	PR	DR1	DRX	DR2	DR	DR	DR
													1X	X2	12				1X	X2	12
1425	Bury U23	AFC Bournemou	Ma 15:00	8.00	6.50	1.20	3.60	1.01	1.04	8.50	3.10	1.48	2.19	-	1.21	9.18	3.65	1.35	2.61	-	1.17
				TG	TG	TG	TG	TG	TG	TG	TG	TG	TG	TG	TG	TG	TG	TG	TG	TG	TG
				0-1	0-2	0-3	1-2	1-3	2-3	2-4	2-5	3-4	3-5	4-6	2G	2+	3+	4+	5+	6+	7+
1425	Bury U23	AFC Bournemou	Ma 15:00	10.0	3.50	2.25	3.50	2.60	2.90	1.55	1.30	2.05	1.48	1.80	5.30	1.02	1.25	1.50	2.00	2.75	4.00
				PR	PR	PR	PR	±H	H 1	H X	H 2	W1	W2	Wp1	Wp2	I>II	I=II	I<II	Psf 1	Psf X	Psf 2
				0-1	2-3	1+	2+														
1425	Bury U23	AFC Bournemou	Ma 15:00	-	-	-	-	1.0	3.60	4.00	1.50	6.77	1.02	6.35	1.10	2.85	3.40	2.05	5.50	2.90	1.12
				1-1	1-X	1-2	X-1	X-X	X-2	2-1	2-X	2-2	GM	OM	GN	ON	GG	NG	GG3	GM-	OM-
																			+	PR1+	PR1+
1425	Bury U23	AFC Bournemou	Ma 15:00	15.0	20.0	29.0	21.5	8.50	4.20	50.0	21.0	1.60	-	-	-	-	-	-	-	-	-

Anglia Amatori - Northern Premier League Challenge Cup

Anglia Amatori - Northern Premier League Challenge Cup

Cod	Gazde	Oaspeti	Zi	Ora	1	X	2	1X	X2	12	PR1	PRX	PR2	PR	PR	PR	DR1	DRX	DR2	DR	DR	DR
														1X	X2	12				1X	X2	12
1429	Warrington To	Lancaster Cit	Ma	21:45	2.10	3.55	2.83	1.32	1.58	1.21	-	-	-	-	-	-	-	-	-	-	-	-
					TG	TG	TG	TG	TG	TG	TG	TG	TG	TG	TG	TG	TG	TG	TG	TG	TG	TG
					0-1	0-2	0-3	1-2	1-3	2-3	2-4	2-5	3-4	3-5	4-6	2G	2+	3+	4+	5+	6+	7+
1429	Warrington To	Lancaster Cit	Ma	21:45	5.50	2.40	1.52	2.65	1.75	2.15	1.45	1.21	2.20	1.70	2.45	4.50	1.08	1.50	2.20	3.30	6.00	11.0
					PR	PR	PR	PR	±H	H 1	H X	H 2	W1	W2	Wp1	Wp2	I>II	I=II	I<II	PsF 1	PsF X	PsF 2
					0-1	2-3	1+	2+														
1429	Warrington To	Lancaster Cit	Ma	21:45	-	-	-	-	-1.0	3.80	3.55	1.58	1.51	2.03	-	-	-	-	-	-	-	-

Anglia Amatori - County Cup

Cod	Gazde	Oaspeti	Zi	Ora	1	X	2	1X	X2	12	PR1	PRX	PR2	PR	PR	PR	DR1	DRX	DR2	DR	DR	DR
														1X	X2	12				1X	X2	12
1444	Droylsden	Trafford	Ma	21:45	2.10	3.75	2.72	1.35	1.58	1.18	-	-	-	-	-	-	-	-	-	-	-	-
					TG	TG	TG	TG	TG	TG	TG	TG	TG	TG	TG	TG	TG	TG	TG	TG	TG	TG
					0-1	0-2	0-3	1-2	1-3	2-3	2-4	2-5	3-4	3-5	4-6	2G	2+	3+	4+	5+	6+	7+
1444	Droylsden	Trafford	Ma	21:45	6.85	2.70	1.65	2.95	1.90	2.25	1.48	1.23	2.15	1.60	2.20	4.75	1.05	1.40	1.95	2.90	4.25	9.00
					PR	PR	PR	PR	±H	H 1	H X	H 2	W1	W2	Wp1	Wp2	I>II	I=II	I<II	PsF 1	PsF X	PsF 2
					0-1	2-3	1+	2+														
1444	Droylsden	Trafford	Ma	21:45	-	-	-	-	-1.0	3.80	3.55	1.58	1.54	1.99	-	-	-	-	-	-	-	-

Anglia Amatori - London Senior Cup

Cod	Gazde	Oaspeti	Zi	Ora	1	X	2	1X	X2	12	PR1	PRX	PR2	PR	PR	PR	DR1	DRX	DR2	DR	DR	DR
														1X	X2	12				1X	X2	12
1445	Dulwich Hamle	Harrow Boroug	Ma	21:45	1.55	4.00	4.91	1.12	2.20	1.18	-	-	-	-	-	-	-	-	-	-	-	-
					TG	TG	TG	TG	TG	TG	TG	TG	TG	TG	TG	TG	TG	TG	TG	TG	TG	TG
					0-1	0-2	0-3	1-2	1-3	2-3	2-4	2-5	3-4	3-5	4-6	2G	2+	3+	4+	5+	6+	7+
1445	Dulwich Hamle	Harrow Boroug	Ma	21:45	7.75	2.90	1.75	3.15	2.05	2.40	1.50	1.26	2.15	1.55	2.05	5.00	1.03	1.35	1.85	2.75	3.70	8.00
					PR	PR	PR	PR	±H	H 1	H X	H 2	W1	W2	Wp1	Wp2	I>II	I=II	I<II	PsF 1	PsF X	PsF 2
					0-1	2-3	1+	2+														
1445	Dulwich Hamle	Harrow Boroug	Ma	21:45	-	-	-	-	-1.0	2.40	3.50	2.15	1.16	3.68	-	-	-	-	-	-	-	-

Africa de Sud - Premier League

Cod	Gazde	Oaspeti	Zi	Ora	Final						Prima repriză						A doua repriză					
					1	X	2	1X	X2	12	PR1	PRX	PR2	PR	PR	PR	DR1	DRX	DR2	DR	DR	DR
1046	Platinum Star	Supersport	Ma	19:30	2.80	2.85	2.55	1.40	1.35	1.34	3.80	1.85	3.20	1.21	1.14	1.71	3.10	2.25	2.85	1.29	1.25	1.47
					Total goluri																	
					TG	TG	TG	TG	TG	TG	TG	TG	TG	TG	TG	TG	TG	TG	TG	TG	TG	TG
					0-1	0-2	0-3	1-2	1-3	2-3	2-4	2-5	3-4	3-5	4-6	2G	2+	3+	4+	5+	6+	7+
1046	Platinum Star	Supersport	Ma	19:30	2.50	1.45	1.14	1.60	1.30	2.00	1.65	1.47	3.05	2.75	5.20	3.10	1.37	2.50	5.05	11.0	17.0	50.0
					Total goluri prima repriză						Total goluri a doua repriză						Mai multe goluri			Pauză sau Final		
					PR	PR	PR	PR	PR	PR	DR	DR	DR	DR	DR	DR	I>II	I=II	I<II	PsF 1	PsF X	PsF 2
					0-1	2-3	1+	2+	3+	4+	0-1	2-3	1+	2+	3+	4+						
1046	Platinum Star	Supersport	Ma	19:30	1.23	3.90	1.60	3.70	11.3	32.0	1.38	3.00	1.35	2.70	7.00	26.0	3.15	3.20	1.95	2.30	1.50	2.10
					Pauză - Final						Marchează											
					1-1	1-X	1-2	X-1	X-X	X-2	2-1	2-X	2-2	GM	OM	GN	ON	GG	NG	GG3	GM-	OM-
																				+	PR1+	PR1+
1046	Platinum Star	Supersport	Ma	19:30	5.00	15.0	28.0	5.75	4.65	5.70	28.0	15.0	4.75	1.45	1.40	2.40	2.50	2.10	1.65	3.00	2.60	2.40
					Scor corect (Final)						Scor corect (Prima repriză)											
					1:0	2:0	2:1	3:0	0:0	1:1	2:2	0:1	0:2	1:2	0:3	pr1:0	pr2:0	pr0:0	pr0:1	pr0:2	pr1:2	
1046	Platinum Star	Supersport	Ma	19:30	8.50	12.0	10.0	35.0	4.95	6.00	17.0	7.50	10.0	9.00	25.0	4.33	15.0	31.0	2.20	4.00	15.0	31.0
					Winner (final)		Winner (pauză)		Handicap			Primul gol		Victorie dublă		Marchează în ambele reprize						
					W1	W2	Wp1	Wp2	±H	H 1	H X	H 2	PG 1	PG 2	VD	VD	1D	2D	1N	2N	1D	1N
															11	22				2D	2N	
1046	Platinum Star	Supersport	Ma	19:30	1.82	1.66	2.06	1.73	1.0	1.40	3.80	5.30	-	-	10.0	9.00	4.75	4.50	1.10	1.12	17.5	1.16
					Combinajii Winner																	

Africa de Sud - Premier League

				Combinatii Winner																	
				1&	1&	1&	1&	1&	1/1&	1&Pr	1/1&	1&G	Pr2+	Pr1+	2&	2&	2&	2&	2&	2/2&	2&Pr
				1-2	3+	1-3	4+	2-3	3+	2+	Pr2+	G	&Dr1	&Dr2	1-2	3+	1-3	4+	2-3	3+	2+
1046	Platinum Star	Supersport	Ma 19:30	3.80	5.98	3.08	12.0	4.75	9.22	8.78	13.3	6.30	4.67	3.86	3.46	5.40	2.81	10.9	4.32	9.02	8.00

Meci amical intertari U19

Cod	Gazde	Oaspeti	Zi	Ora	1	X	2	1X	X2	12	PR1	PRX	PR2	PR	PR	PR	DR1	DRX	DR2	DR	DR	DR
				1-2	3+	1-3	4+	2-3	3+	2+	Pr2+	G	&Dr1	&Dr2	1-2	3+	1-3	4+	2-3	3+	2+	
2832	Turcia U19	Slovenia U19	Ma	12:00	2.15	3.20	3.00	1.29	1.55	1.25	2.65	2.17	3.70	1.13	1.30	1.46	2.45	3.00	2.71	1.35	1.42	1.29
2833	Bulgaria U19	Kosovo U19	Ma	15:00	2.00	3.40	3.15	1.26	1.64	1.22	2.55	2.10	4.00	1.11	1.32	1.50	2.30	2.60	3.43	1.22	1.48	1.38
2838	Grecia U19	Ucraina U19	Ma	15:00	2.15	3.30	2.90	1.30	1.55	1.25	2.65	2.17	3.70	1.13	1.30	1.46	2.45	3.00	2.71	1.35	1.42	1.29
				TG	TG	TG	TG	TG	TG	TG	TG	TG	TG	TG	TG	TG	TG	TG	TG	TG	TG	TG
				0-1	0-2	0-3	1-2	1-3	2-3	2-4	2-5	3-4	3-5	4-6	2G	2+	3+	4+	5+	6+	7+	
2832	Turcia U19	Slovenia U19	Ma	12:00	3.80	1.95	1.35	2.25	1.48	2.15	1.45	1.28	2.30	1.90	3.40	3.80	1.16	1.75	3.00	5.80	8.50	25.0
2833	Bulgaria U19	Kosovo U19	Ma	15:00	3.45	1.85	1.30	2.10	1.47	2.10	1.47	1.30	2.40	2.00	3.60	3.60	1.18	1.85	3.20	6.60	11.0	34.0
2838	Grecia U19	Ucraina U19	Ma	15:00	3.80	1.95	1.35	2.25	1.48	2.15	1.45	1.28	2.30	1.90	3.40	3.80	1.16	1.75	3.00	5.80	8.50	25.0
				PR	PR	PR	PR	±H	H 1	H X	H 2	W1	W2	Wp1	Wp2	>II	I=II	I<II	PsF 1	PsF X	PsF 2	
				0-1	2-3	1+	2+															
2832	Turcia U19	Slovenia U19	Ma	12:00	1.45	2.80	1.32	2.60	-1.0	4.13	3.55	1.55	1.48	2.06	1.63	2.27	3.15	3.20	1.95	1.77	1.77	2.42
2833	Bulgaria U19	Kosovo U19	Ma	15:00	1.40	3.00	1.38	2.70	-1.0	3.80	3.55	1.64	1.41	2.22	1.54	2.41	3.15	3.20	1.95	1.66	1.75	2.55
2838	Grecia U19	Ucraina U19	Ma	15:00	1.45	2.80	1.32	2.60	-1.0	4.15	3.55	1.55	1.50	2.02	1.63	2.27	3.15	3.20	1.95	1.77	1.80	2.36
				1-1	1-X	1-2	X-1	X-X	X-2	2-1	2-X	2-2	GM	OM	GN	ON	GG	NG	GG3	GM-	OM-	
																			+	PR1+	PR1+	
2832	Turcia U19	Slovenia U19	Ma	12:00	3.60	15.5	30.0	5.30	4.80	6.00	28.0	16.0	5.25	-	-	-	-	-	-	-	-	-
2833	Bulgaria U19	Kosovo U19	Ma	15:00	3.45	16.0	32.0	5.00	5.00	6.50	28.0	16.5	5.70	-	-	-	-	-	-	-	-	-
2838	Grecia U19	Ucraina U19	Ma	15:00	3.60	15.5	30.0	5.30	4.80	6.00	28.0	16.0	5.25	-	-	-	-	-	-	-	-	-

Meci amical intercluburi, Feminin

Cod	Gazde	Oaspeti	Zi	Ora	1	X	2	1X	X2	12	PR1	PRX	PR2	PR	PR	PR	DR1	DRX	DR2	DR	DR	DR
				1-2	3+	1-3	4+	2-3	3+	2+	Pr2+	G	&Dr1	&Dr2	1-2	3+	1-3	4+	2-3	3+	2+	
2776	Yatran-Bazis	Legenda Chern	Ma	11:30	5.45	4.20	1.45	2.35	1.08	1.15	6.00	2.33	1.92	1.61	1.01	1.40	5.80	2.70	1.70	1.86	1.04	1.32
2777	Arna Bjornar	ROA (F)	Ma	17:00	2.50	3.75	2.25	1.50	1.40	1.18	3.40	2.25	2.70	1.29	1.17	1.43	3.37	2.30	2.55	1.36	1.20	1.40
2778	Avaldsnes IL	Sandviken (F)	Ma	19:30	1.35	4.75	6.00	1.05	2.70	1.10	1.75	2.50	7.00	-	1.76	1.34	1.60	2.90	6.50	1.03	2.00	1.28
				TG	TG	TG	TG	TG	TG	TG	TG	TG	TG	TG	TG	TG	TG	TG	TG	TG	TG	TG
				0-1	0-2	0-3	1-2	1-3	2-3	2-4	2-5	3-4	3-5	4-6	2G	2+	3+	4+	5+	6+	7+	
2776	Yatran-Bazis	Legenda Chern	Ma	11:30	4.00	2.00	1.37	2.25	1.48	2.10	1.36	1.26	2.35	1.90	2.80	4.00	1.15	1.70	2.60	3.80	7.85	18.0
2777	Arna Bjornar	ROA (F)	Ma	17:00	4.50	2.20	1.42	2.45	1.55	2.15	1.42	1.25	2.25	1.75	2.70	4.25	1.13	1.60	2.45	3.60	7.00	15.0
2778	Avaldsnes IL	Sandviken (F)	Ma	19:30	4.70	2.30	1.48	2.55	1.65	2.15	1.43	1.23	2.20	1.73	2.60	4.45	1.12	1.55	2.30	3.45	6.50	12.0
				PR	PR	PR	PR	±H	H 1	H X	H 2	W1	W2	Wp1	Wp2	>II	I=II	I<II	PsF 1	PsF X	PsF 2	
				0-1	2-3	1+	2+															
2776	Yatran-Bazis	Legenda Chern	Ma	11:30	-	-	-	-	1.0	2.35	3.50	2.15	4.15	1.10	3.88	1.24	2.85	3.40	2.05	3.60	2.00	1.40
2777	Arna Bjornar	ROA (F)	Ma	17:00	-	-	-	-	1.0	1.50	3.65	4.35	1.83	1.65	2.14	1.70	3.15	3.20	1.95	2.10	2.00	1.80
2778	Avaldsnes IL	Sandviken (F)	Ma	19:30	-	-	-	-	-1.0	1.90	3.65	2.70	1.07	4.74	1.18	4.71	2.85	3.40	2.05	1.30	2.15	4.50
				1-1	1-X	1-2	X-1	X-X	X-2	2-1	2-X	2-2	GM	OM	GN	ON	GG	NG	GG3	GM-	OM-	
																			+	PR1+	PR1+	
2776	Yatran-Bazis	Legenda Chern	Ma	11:30	11.0	17.5	28.0	16.0	5.75	4.40	45.0	17.0	2.02	-	-	-	-	-	-	-	-	-
2777	Arna Bjornar	ROA (F)	Ma	17:00	5.00	16.0	28.0	5.90	4.75	5.40	29.0	15.5	3.75	-	-	-	-	-	-	-	-	-
2778	Avaldsnes IL	Sandviken (F)	Ma	19:30	1.87	18.0	50.0	4.30	7.00	18.0	28.0	18.0	12.0	-	-	-	-	-	-	-	-	-

AFC Champions League - Grupa C

Cod	Gazde	Oaspeti	Zi	Ora	Final							Prima repriză							A doua repriză						
					1	X	2	1X	X2	12	PR1	PRX	PR2	PR	PR	PR	DR1	DRX	DR2	DR	DR	DR			
				1-2	3+	1-3	4+	2-3	3+	2+	Pr2+	G	&Dr1	&Dr2	1-2	3+	1-3	4+	2-3	3+	2+				
1057	PFK Nasaf Kar	AL Wasl	Ma	15:00	1.70	3.35	4.70	1.13	1.96	1.25	2.25	2.08	5.30	1.05	1.46	1.54	1.95	2.45	4.57	1.10	1.63	1.42			
1062	Al-Sadd	Persepolis FC	Ma	17:30	2.40	3.20	2.85	1.37	1.50	1.30	2.85	2.17	3.35	1.22	1.30	1.54	2.70	2.45	3.22	1.22	1.32	1.45			
				Total goluri																					
				TG	TG	TG	TG	TG	TG	TG	TG	TG	TG	TG	TG	TG	TG	TG	TG	TG	TG	TG	TG		
				0-1	0-2	0-3	1-2	1-3	2-3	2-4	2-5	3-4	3-5	4-6	2G	2+	3+	4+	5+	6+	7+				
1057	PFK Nasaf Kar	AL Wasl	Ma	15:00	3.10	1.70	1.23	1.95	1.40	2.05	1.52	1.37	2.55	2.15	4.00	3.40	1.25	2.00	3.75	7.80	12.0	40.0			
1062	Al-Sadd	Persepolis FC	Ma	17:30	3.80	1.95	1.35	2.25	1.48	2.15	1.45	1.28	2.30	1.90	3.40	3.80	1.16	1.75	3.00	5.80	8.50	25.0			
				Total goluri prima repriză							Total goluri a doua repriză							Mai multe goluri			Pauză sau Final				

AFC Champions League - Grupa C

Cod	Gazde	Oaspeti	Zi	Ora	Total goluri prima repriză							Total goluri a doua repriză							Mai multe goluri			Pauză sau Final		
					PR	PR	PR	PR	PR	PR	DR	DR	DR	DR	DR	DR	I>II	I=II	I<II	Psf	Psf	Psf		
					0-1	2-3	1+	2+	3+	4+	0-1	2-3	1+	2+	3+	4+				1	1	2		
1057	PFK Nasaf Kar	AL Wasl	Ma	15:00	1.34	3.20	1.43	3.05	8.35	18.0	1.55	2.55	1.21	2.20	5.25	17.0	2.95	3.35	2.00	1.54	1.67	3.52		
		1062	Al-Sadd	Persepolis FC	Ma	17:30	1.45	2.80	1.32	2.60	7.10	12.0	1.70	2.30	1.16	2.00	4.25	8.00	3.15	3.20	1.95	1.88	1.78	2.30
					Pauză - Final							Marchează												
					1-1	1-X	1-2	X-1	X-X	X-2	2-1	2-X	2-2	GM	OM	GN	ON	GG	NG	GG3	GM+	OM+		
1057	PFK Nasaf Kar	AL Wasl	Ma	15:00	2.62	17.0	34.0	4.50	5.50	10.0	25.0	17.0	8.50	1.18	1.65	3.80	2.00	2.00	1.70	2.40	1.78	2.85		
		1062	Al-Sadd	Persepolis FC	Ma	17:30	4.25	15.0	28.0	5.50	4.75	5.85	28.0	16.0	4.65	1.22	1.27	3.40	3.10	1.60	2.20	1.95	1.95	2.30
					Scor corect (Final)							Scor corect (Prima repriză)												
					1:0	2:0	2:1	3:0	0:0	1:1	2:2	0:1	0:2	1:2	0:3	pr1:1	pr2:0	pr2:0	pr0:1	pr0:1	pr0:2	pr1:2		
1057	PFK Nasaf Kar	AL Wasl	Ma	15:00	6.00	7.00	7.50	14.0	6.92	6.50	17.0	11.0	23.0	17.0	65.0	3.33	8.00	17.0	2.60	6.00	26.0	31.0		
		1062	Al-Sadd	Persepolis FC	Ma	17:30	7.00	9.50	8.50	25.0	8.25	6.00	17.0	8.50	13.0	11.0	35.0	4.33	11.0	17.0	2.90	4.50	13.0	17.0
					Winner (final)			Winner (pauză)			Handicap			Primul gol		Victorie dublă		Marchează în ambele reprize						
					W1	W2	Wp1	Wp2	±H	H 1	H X	H 2	PG 1	PG 2	VD 11	VD 22	1D	2D	1N	2N	1D	1N	2D	2N
1057	PFK Nasaf Kar	AL Wasl	Ma	15:00	1.19	3.30	1.34	3.16	-1.0	2.90	3.45	1.96	-	-	4.39	24.2	2.60	6.00	1.38	1.06	13.0	1.37		
		1062	Al-Sadd	Persepolis FC	Ma	17:30	1.65	1.96	1.75	2.06	-1.0	4.80	3.70	1.50	-	7.70	10.8	3.00	3.40	1.29	1.22	8.50	1.47	
					Combinatii Winner																			
					1&1-2	1&3+	1&1-3	1&4+	1&2-3	1/1&3+	1&Pr2+	1/1&Pr2+	1&G	Pr2+&Dr1+	Pr1+&Dr2+	2&1-2	2&3+	2&1-3	2&4+	2&2-3	2/2&3+	2&Pr2+		
1057	PFK Nasaf Kar	AL Wasl	Ma	15:00	2.81	2.91	2.02	5.40	2.95	4.30	4.39	6.39	3.65	3.45	2.81	7.77	7.97	5.58	14.9	8.17	13.9	12.2		
		1062	Al-Sadd	Persepolis FC	Ma	17:30	4.58	3.59	3.01	6.10	4.37	6.10	5.29	8.84	4.00	2.82	2.36	5.43	4.23	3.57	7.25	5.19	6.67	6.28

AFC Champions League - Grupa D

Cod	Gazde	Oaspeti	Zi	Ora	Final							Prima repriză					A doua repriză							
					1	X	2	1X	X2	12	PR1	PRX	PR2	PR	PR	PR	DR1	DRX	DR2	DR	DR	DR		
1066	Al-Ain	AL Rayyan	Ma	17:10	1.60	4.00	5.00	1.15	2.20	1.20	2.05	2.40	4.85	1.09	1.61	1.43	1.90	2.75	4.50	1.12	1.71	1.34		
		1067	Esteghlal Teh	AL Hilal Riya	Ma	17:30	3.20	3.20	2.20	1.60	1.30	1.30	4.00	1.98	2.80	1.32	1.15	1.65	3.45	2.30	2.50	1.38	1.19	1.45
					Total goluri																			
					TG	TG	TG	TG	TG	TG	TG	TG	TG	TG	TG	TG	TG	TG	TG	TG	TG	TG	TG	
1066	Al-Ain	AL Rayyan	Ma	17:10	5.20	2.40	1.58	2.75	1.70	2.30	1.50	1.27	2.15	1.75	2.60	4.10	1.10	1.50	2.25	3.75	6.50	15.0		
		1067	Esteghlal Teh	AL Hilal Riya	Ma	17:30	2.90	1.60	1.18	1.85	1.35	2.00	1.56	1.40	2.75	2.40	4.40	3.20	1.30	2.20	4.15	8.70	14.0	44.0
					Total goluri prima repriză							Total goluri a doua repriză							Mai multe goluri			Pauză sau Final		
					PR	PR	PR	PR	PR	PR	DR	DR	DR	DR	DR	DR	I>II	I=II	I<II	Psf	Psf	Psf		
1066	Al-Ain	AL Rayyan	Ma	17:10	1.60	2.40	1.18	2.20	5.55	8.50	1.95	2.10	1.11	1.73	3.25	5.50	2.95	3.35	2.00	1.42	2.10	3.32		
		1067	Esteghlal Teh	AL Hilal Riya	Ma	17:30	1.30	3.40	1.51	3.20	9.20	23.0	1.50	2.70	1.29	2.40	6.00	17.0	3.15	3.20	1.95	2.70	1.65	1.85
					Pauză - Final							Marchează												
					1-1	1-X	1-2	X-1	X-X	X-2	2-1	2-X	2-2	GM	OM	GN	ON	GG	NG	GG3	GM+	OM+		
1066	Al-Ain	AL Rayyan	Ma	17:10	2.45	17.0	35.0	4.50	5.75	11.0	25.0	17.0	9.50	1.08	1.35	5.50	2.70	1.50	2.40	1.75	1.50	2.10		
		1067	Esteghlal Teh	AL Hilal Riya	Ma	17:30	6.00	16.0	28.0	6.00	4.75	5.40	30.0	15.5	3.65	1.45	1.27	2.35	3.20	1.95	1.75	2.70	2.80	2.10
					Scor corect (Final)							Scor corect (Prima repriză)												
					1:0	2:0	2:1	3:0	0:0	1:1	2:2	0:1	0:2	1:2	0:3	pr1:1	pr2:0	pr2:0	pr0:1	pr0:1	pr0:2	pr1:2		
1066	Al-Ain	AL Rayyan	Ma	17:10	6.00	6.50	7.50	13.0	10.4	7.00	19.0	12.0	30.0	21.0	80.0	3.60	7.00	13.0	3.40	6.33	21.0	21.0		
		1067	Esteghlal Teh	AL Hilal Riya	Ma	17:30	9.00	15.0	12.0	40.0	7.13	6.00	17.0	6.50	8.50	8.50	21.0	4.75	17.0	26.0	2.45	3.85	11.0	21.0
					Winner (final)			Winner (pauză)			Handicap			Primul gol		Victorie dublă		Marchează în ambele reprize						
					W1	W2	Wp1	Wp2	±H	H 1	H X	H 2	PG 1	PG 2	VD 11	VD 22	1D	2D	1N	2N	1D	1N	2D	2N
1066	Al-Ain	AL Rayyan	Ma	17:10	1.20	3.75	1.34	3.18	-1.0	2.60	3.50	2.20	-	-	3.90	21.8	2.05	4.00	1.60	1.16	6.83	1.73		
		1067	Esteghlal Teh	AL Hilal Riya	Ma	17:30	2.20	1.51	2.29	1.60	1.0	1.60	3.60	4.25	-	-	14.0	7.00	5.20	3.70	1.09	1.18	16.0	1.22

AFC Champions League - Grupa D

			Combinajii Winner																		
			1& 1-2	1& 3+	1& 1-3	1& 4+	1& 2-3	1/1& 3+	1&Pr 2+	1/1& Pr2+	1&G G	Pr2+ &Dr1+	Pr1+ &Dr2+	2& 1-2	2& 3+	2& 1-3	2& 4+	2& 2-3	2/2& 3+	2&Pr 2+	
1066	Al-Ain	AL Rayyan	Ma 17:10	3.73	2.05	2.31	3.05	3.12	3.01	2.98	4.31	3.00	2.28	1.82	11.7	6.36	7.20	9.53	9.75	11.7	9.32
1067	Esteghlal Teh	AL Hilal Riya	Ma 17:30	5.02	6.02	3.66	11.3	5.42	9.20	8.68	13.1	6.80	3.86	3.24	3.45	4.10	2.52	7.74	3.73	6.58	5.97

AFC Champions League - Grupa E

Cod	Gazde	Oaspeti	Zi	Ora	Final					Prima repriză					A doua repriză									
					1	X	2	1X	X2	12	PR1	PRX	PR2	PR	PR	PR	DR1	DRX	DR2	DR	DR	DR		
1070	Kashiwa Reyso	Tianjin Quanj	Ma 12:30	1.95	3.40	3.65	1.25	1.75	1.25	2.50	2.15	4.00	1.15	1.40	1.55	2.25	2.35	3.95	1.15	1.45	1.45			
1071	Kitchee	Jeonbuk Hyund	Ma 14:00	11.0	6.50	1.20	4.00	1.01	1.08	9.50	2.85	1.52	2.23	-	1.30	9.20	3.65	1.35	2.61	-	1.17			
Total goluri																								
					TG 0-1	TG 0-2	TG 0-3	TG 1-2	TG 1-3	TG 2-3	TG 2-4	TG 2-5	TG 3-4	TG 3-5	TG 4-6	TG 2G	TG 2+	TG 3+	TG 4+	TG 5+	TG 6+	TG 7+		
1070	Kashiwa Reyso	Tianjin Quanj	Ma 12:30	3.60	1.90	1.32	2.15	1.48	2.10	1.46	1.28	2.35	2.00	3.50	3.70	1.16	1.80	3.10	5.75	10.0	30.0			
1071	Kitchee	Jeonbuk Hyund	Ma 14:00	5.60	2.55	1.65	3.00	1.85	2.35	1.50	1.28	2.10	1.75	2.45	4.20	1.08	1.45	2.10	3.55	6.20	14.0			
					Total goluri prima repriză					Total goluri a doua repriză					Mai multe goluri			Pauză sau Final						
					PR 0-1	PR 2-3	PR 1+	PR 2+	PR 3+	PR 4+	DR 0-1	DR 2-3	DR 1+	DR 2+	DR 3+	DR 4+	I>II	I=II	I<II	PsF 1	PsF X	PsF 2		
1070	Kashiwa Reyso	Tianjin Quanj	Ma 12:30	1.44	2.90	1.36	2.65	7.50	13.0	1.65	2.35	1.16	2.05	4.35	9.00	2.95	3.35	2.00	1.63	1.76	2.70			
1071	Kitchee	Jeonbuk Hyund	Ma 14:00	1.70	2.25	1.14	2.00	4.80	7.00	2.10	2.05	1.09	1.60	3.00	4.50	2.85	3.40	2.05	7.00	2.50	1.12			
					Pauză - Final					Marchează														
					1-1	1-X	1-2	X-1	X-X	X-2	2-1	2-X	2-2	GM	OM	GN	ON	GG	NG	GG3	GM+	OM+	PR1+	PR1+
1070	Kashiwa Reyso	Tianjin Quanj	Ma 12:30	3.35	16.5	32.0	5.00	5.25	6.75	27.0	16.5	6.50	1.15	1.35	4.00	2.70	1.65	2.10	2.10	1.70	2.40			
1071	Kitchee	Jeonbuk Hyund	Ma 14:00	18.0	20.0	29.0	21.5	8.50	4.20	50.0	21.0	1.57	1.90	1.03	1.75	7.00	2.00	1.70	2.20	3.25	1.28			
					Scor corect (Final)					Scor corect (Prima repriză)														
					1:0	2:0	2:1	3:0	0:0	1:1	2:2	0:1	0:2	1:2	0:3	pr1:Cpr2:0	pr2:1pr0:0	pr0:1	pr0:2	pr1:2				
1070	Kashiwa Reyso	Tianjin Quanj	Ma 12:30	6.50	7.50	8.00	18.0	9.31	6.50	17.0	9.50	18.0	15.0	50.0	3.75	9.00	17.0	2.85	5.25	17.0	21.0			
1071	Kitchee	Jeonbuk Hyund	Ma 14:00	20.0	65.0	35.0	100	9.75	12.0	35.0	7.00	6.50	9.00	8.00	11.0	71.0	51.0	3.75	3.10	4.67	13.0			
					Winner (final)		Winner (pauză)		Handicap			Primul gol		Victorie dublă		Marchează în ambele reprize								
					W1	W2	Wp1	Wp2	±H	H 1	H X	H 2	PG 1	PG 2	VD 11	VD 22	1D	2D	1N	2N	1D 2D	1N 2N		
1070	Kashiwa Reyso	Tianjin Quanj	Ma 12:30	1.38	2.58	1.53	2.45	-1.0	3.50	3.50	1.75	-	-	5.63	15.8	2.65	4.00	1.36	1.16	8.83	1.47			
1071	Kitchee	Jeonbuk Hyund	Ma 14:00	9.31	1.02	6.82	1.10	1.0	4.00	3.90	1.60	-	-	85.0	2.00	9.00	1.60	1.01	2.10	12.0	2.15			
Combinajii Winner																								
					1& 1-2	1& 3+	1& 1-3	1& 4+	1& 2-3	1/1& 3+	1&Pr 2+	1/1& Pr2+	1&G G	Pr2+ &Dr1+	Pr1+ &Dr2+	2& 1-2	2& 3+	2& 1-3	2& 4+	2& 2-3	2/2& 3+	2&Pr 2+		
1070	Kashiwa Reyso	Tianjin Quanj	Ma 12:30	3.55	3.00	2.45	5.12	3.47	4.94	4.38	7.10	4.00	2.87	2.49	6.65	5.57	4.58	9.59	6.50	9.59	8.20			
1071	Kitchee	Jeonbuk Hyund	Ma 14:00	28.9	13.5	18.2	18.6	22.4	22.0	19.5	30.0	20.0	2.04	1.63	3.15	1.55	2.00	2.05	2.45	1.75	2.10			

AFC Champions League - Grupa F

Cod	Gazde	Oaspeti	Zi	Ora	Final					Prima repriză					A doua repriză							
					1	X	2	1X	X2	12	PR1	PRX	PR2	PR	PR	PR	DR1	DRX	DR2	DR	DR	DR
1088	Ulsan Hyundai	Kawasaki Fron	Ma 12:00	2.70	3.25	2.50	1.47	1.40	1.30	3.20	2.17	2.95	1.28	1.24	1.54	3.10	2.25	2.80	1.30	1.24	1.47	
1089	Shanghai Siptg	Melbourne Vic	Ma 14:00	1.30	5.25	7.20	1.03	3.00	1.10	1.65	2.80	7.00	-	1.93	1.28	1.50	3.25	6.70	1.02	2.18	1.22	
Total goluri																						
					TG 0-1	TG 0-2	TG 0-3	TG 1-2	TG 1-3	TG 2-3	TG 2-4	TG 2-5	TG 3-4	TG 3-5	TG 4-6	TG 2G	TG 2+	TG 3+	TG 4+	TG 5+	TG 6+	TG 7+
1088	Ulsan Hyundai	Kawasaki Fron	Ma 12:00	3.60	1.90	1.32	2.15	1.48	2.10	1.46	1.28	2.35	2.00	3.50	3.70	1.16	1.80	3.10	5.75	10.0	30.0	
1089	Shanghai Siptg	Melbourne Vic	Ma 14:00	6.50	3.00	1.80	3.35	2.00	2.45	1.54	1.31	2.10	1.70	2.25	4.30	1.06	1.33	1.90	3.00	5.25	12.0	
					Total goluri prima repriză					Total goluri a doua repriză					Mai multe goluri			Pauză sau Final				
					PR 0-1	PR 2-3	PR 1+	PR 2+	PR 3+	PR 4+	DR 0-1	DR 2-3	DR 1+	DR 2+	DR 3+	DR 4+	I>II	I=II	I<II	PsF 1	PsF X	PsF 2
1088	Ulsan Hyundai	Kawasaki Fron	Ma 12:00	1.45	2.80	1.32	2.60	7.10	12.0	1.70	2.30	1.16	2.00	4.25	8.00	3.15	3.20	1.95	2.10	1.85	2.00	

AFC Champions League - Grupa F

			Total goluri prima repriză						Total goluri a doua repriză						Mai multe goluri			Pauză sau Final				
			PR 0-1	PR 2-3	PR 1+	PR 2+	PR 3+	PR 4+	DR 0-1	DR 2-3	DR 1+	DR 2+	DR 3+	DR 4+	I>II	I=II	I<II	Psf 1	Psf X	Psf 2		
1089	Shanghai Siptg	Melbourne Vic	Ma 14:00	1.85	2.15	1.12	1.85	4.20	6.50	2.20	2.00	1.07	1.55	2.70	4.00	2.85	3.40	2.05	1.18	2.60	4.50	
				Pauză - Final						Marchează												
				1-1	1-X	1-2	X-1	X-X	X-2	2-1	2-X	2-2	GM	OM	GN	ON	GG	NG	GG3	GM-	OM-	
1088	Ulsan Hyundai	Kawasaki Fron	Ma 12:00	4.55	15.0	28.0	5.75	4.65	5.60	28.0	15.0	4.35	1.27	1.25	3.20	3.30	1.60	2.20	1.95	2.20	2.05	
1089	Shanghai Siptg	Melbourne Vic	Ma 14:00	1.90	19.0	50.0	4.30	7.50	19.0	28.0	19.0	15.0	1.03	1.50	7.00	2.30	1.60	2.20	1.85	1.22	2.25	
				Scor corect (Final)						Scor corect (Prima repriză)												
				1:0	2:0	2:1	3:0	0:0	1:1	2:2	0:1	0:2	1:2	0:3	pr1:Cpr2:0	pr2:1pr0:0	pr0:1pr0:2	pr1:2				
1088	Ulsan Hyundai	Kawasaki Fron	Ma 12:00	8.50	12.0	10.0	35.0	9.08	6.00	17.0	7.00	10.0	9.00	25.0	4.33	12.0	17.0	2.90	4.33	12.0	17.0	
1089	Shanghai Siptg	Melbourne Vic	Ma 14:00	6.50	6.00	9.00	9.00	12.0	10.0	30.0	17.0	40.0	35.0	100	3.40	5.25	11.0	4.00	9.00	41.0	31.0	
				Winner (final)		Winner (pauză)		Handicap			Primul gol		Victorie dublă		Marchează în ambele reprize							
				W1	W2	Wp1	Wp2	±H	H 1	H X	H 2	PG 1	PG 2	VD 11	VD 22	1D	2D	1N	2N	1D 2D	1N 2N	
1088	Ulsan Hyundai	Kawasaki Fron	Ma 12:00	1.87	1.73	1.97	1.81	1.0	1.47	3.80	5.10	-	-	9.50	8.50	3.80	3.40	1.18	1.22	10.5	1.37	
1089	Shanghai Siptg	Melbourne Vic	Ma 14:00	1.05	5.83	1.17	4.98	-1.0	1.75	3.75	3.00	-	-	2.48	46.9	1.60	5.25	2.06	1.09	7.00	2.10	
				Combinatii Winner																		
				1& 1-2	1& 3+	1& 1-3	1& 4+	1& 2-3	1/1& 3+	1&Pr 2+	1/1& Pr2+	1&G	Pr2+ Pr1+	2& 2& 2& 2& 2&	2& 3+	2& 1-3	2& 4+	2& 2-3	2& 3+	2&Pr 2+		
1088	Ulsan Hyundai	Kawasaki Fron	Ma 12:00	5.15	4.04	3.39	6.86	4.92	6.53	5.95	9.46	4.40	2.82	2.36	4.77	3.71	3.14	6.36	4.56	6.24	5.51	
1089	Shanghai Siptg	Melbourne Vic	Ma 14:00	3.69	1.55	2.20	2.09	2.70	2.07	2.04	2.81	2.40	1.85	1.55	20.4	8.50	12.2	11.6	15.0	18.5	13.0	

AFC Cup

Cod	Gazde	Oaspeti	Zi Ora	1	X	2	1X	X2	12	PR1	PRX	PR2	PR 1X	PR 1X2	PR 12	DR1	DRX	DR2	DR 1X	DR 1X2	DR 12
1127	FC Khujand	Ahal FC	Ma 11:00	1.70	3.30	5.10	1.12	2.00	1.28	2.25	2.05	5.50	1.05	1.48	1.59	1.95	2.55	4.57	1.10	1.63	1.36
1130	Bengaluru FC	TC Sports Clu	Ma 16:30	1.25	5.75	8.85	1.03	3.50	1.10	1.60	2.85	7.50	-	2.06	1.29	1.40	3.50	8.09	-	2.44	1.19
				TG 0-1	TG 0-2	TG 0-3	TG 1-2	TG 1-3	TG 2-3	TG 2-4	TG 2-5	TG 3-4	TG 3-5	TG 4-6	TG 2G	TG 2+	TG 3+	TG 4+	TG 5+	TG 6+	TG 7+
1127	FC Khujand	Ahal FC	Ma 11:00	3.10	1.70	1.23	1.95	1.40	2.05	1.52	1.37	2.55	2.15	4.00	3.40	1.25	2.00	3.75	7.80	12.0	40.0
1130	Bengaluru FC	TC Sports Clu	Ma 16:30	6.50	3.00	1.80	3.35	2.00	2.45	1.54	1.31	2.10	1.70	2.25	4.30	1.06	1.33	1.90	3.00	5.25	12.0
				PR 0-1	PR 2-3	PR 1+	PR 2+	±H	H 1	H X	H 2	W1	W2	Wp1	Wp2	I>II	I=II	I<II	Psf 1	Psf X	Psf 2
1127	FC Khujand	Ahal FC	Ma 11:00	1.34	3.20	1.43	3.05	-1.0	2.80	3.45	2.00	1.18	3.55	1.33	3.25	2.95	3.35	2.00	1.50	1.75	3.80
1130	Bengaluru FC	TC Sports Clu	Ma 16:30	1.85	2.15	1.12	1.85	-1.0	1.65	3.80	3.50	1.03	7.31	1.15	5.38	2.85	3.40	2.05	1.15	2.50	5.57
				1-1	1-X	1-2	X-1	X-X	X-2	2-1	2-X	2-2	GM	OM	GN	ON	GG	NG	GG3	GM-	OM-
1127	FC Khujand	Ahal FC	Ma 11:00	2.70	17.0	34.0	4.50	5.50	10.0	25.0	17.0	10.0	1.15	1.70	4.00	1.90	2.00	1.70	2.45	1.70	2.70
1130	Bengaluru FC	TC Sports Clu	Ma 16:30	1.80	19.0	50.0	4.20	8.00	19.5	29.0	19.0	15.0	1.03	1.55	7.00	2.20	1.60	2.20	1.85	1.22	2.50
				1:0	2:0	2:1	3:0	0:0	1:1	2:2	0:1	0:2	1:2	0:3	pr1:Cpr2:0	pr2:1pr0:0	pr0:1pr0:2	pr1:2			
1127	FC Khujand	Ahal FC	Ma 11:00	6.00	7.00	7.50	14.0	6.08	6.50	17.0	11.0	23.0	17.0	65.0	3.33	8.00	17.0	2.50	6.00	26.0	41.0
1130	Bengaluru FC	TC Sports Clu	Ma 16:30	7.00	6.00	9.00	8.50	11.1	11.0	35.0	17.0	50.0	35.0	100	3.33	5.00	12.0	4.00	9.50	41.0	31.0

Germania - Regionalliga Sud-Vest

Cod	Gazde	Oaspeti	Zi Ora	Final						Prima repriză					A doua repriză						
				1	X	2	1X	X2	12	PR1	PRX	PR2	PR 1X	PR 1X2	PR 12	DR1	DRX	DR2	DR 1X	DR 1X2	DR 12
1181	Hessen Kassel	Offenbacher K	Ma 20:30	3.30	3.55	1.95	1.70	1.25	1.20	4.00	2.20	2.45	1.38	1.12	1.48	3.11	3.00	2.25	1.53	1.29	1.31
				Total goluri																	
				TG 0-1	TG 0-2	TG 0-3	TG 1-2	TG 1-3	TG 2-3	TG 2-4	TG 2-5	TG 3-4	TG 3-5	TG 4-6	TG 2G	TG 2+	TG 3+	TG 4+	TG 5+	TG 6+	TG 7+
1181	Hessen Kassel	Offenbacher K	Ma 20:30	4.00	2.00	1.37	2.25	1.48	2.10	1.36	1.26	2.35	1.90	2.80	4.00	1.15	1.70	2.50	3.50	7.00	15.0
				Total goluri prima repriză						Total goluri a doua repriză						Mai multe goluri			Pauză sau Final		

Germania - Regionalliga Sud-Vest

			Total goluri prima repriză					Total goluri a doua repriză					Mai multe goluri			Pauză sau Final					
			PR 0-1	PR 2-3	PR 1+	PR 2+	PR 3+	PR 4+	DR 0-1	DR 2-3	DR 1+	DR 2+	DR 3+	DR 4+	I>II	I=II	I<II	Psf 1	Psf X	Psf 2	
1181	Hessen Kassel	Offenbacher K	Ma 20:30	1.45	2.60	1.19	2.35	5.50	17.0	1.78	2.30	1.16	1.83	4.60	8.50	-	-	-	2.70	1.90	1.60
Pauză - Final												Marchează									
				1-1	1-X	1-2	X-1	X-X	X-2	2-1	2-X	2-2	GM	OM	GN	ON	GG	NG	GG3	GM-	OM-
																		+	PR1+	PR1+	
1181	Hessen Kassel	Offenbacher K	Ma 20:30	5.50	15.5	19.0	6.75	5.20	5.00	25.0	15.5	3.35	1.33	1.18	2.80	4.00	1.60	2.20	1.95	2.25	1.65
Scor corect (Final)												Scor corect (Prima repriză)									
				1:0	2:0	2:1	3:0	0:0	1:1	2:2	0:1	0:2	1:2	0:3	pr1:	Cpr2:0	pr2:1	pr0:0	pr0:1	pr0:2	pr1:2
1181	Hessen Kassel	Offenbacher K	Ma 20:30	9.50	19.0	13.0	50.0	8.29	7.00	13.0	7.00	8.50	8.50	17.0	5.25	15.0	21.0	3.00	3.85	9.00	15.0
				Winner (final)		Winner (pauză)		Handicap			Primul gol		Victorie dublă		Marchează în ambele reprize						
				W1	W2	Wp1	Wp2	±H	H 1	H X	H 2	PG 1	PG 2	VD 11	VD 22	1D	2D	1N	2N	1D 2D	1N 2N
1181	Hessen Kassel	Offenbacher K	Ma 20:30	2.37	1.40	2.48	1.52	1.0	1.70	3.85	3.20	-	-	12.4	5.51	3.75	2.55	1.18	1.39	7.97	1.53
Combinajii Winner																					
				1& 1-2	1& 3+	1& 1-3	1& 4+	1& 2-3	1/1& 3+	1&Pr 2+	1/1& Pr2+	1&G	Pr2+ &Dr1	Pr1+ &Dr2	2& 1-2	2& 3+	2& 1-3	2& 4+	2& 2-3	2/2& 3+	2&Pr 2+
1181	Hessen Kassel	Offenbacher K	Ma 20:30	6.29	4.79	4.14	7.27	5.87	7.66	6.57	10.3	5.50	2.55	1.94	3.72	2.81	2.45	4.30	3.47	4.67	3.88

Gibraltar - Cupa

Cod	Gazde	Oaspeti	Zi	Ora	1	X	2	1X	X2	12	PR1	PRX	PR2	PR 1X	PR 2X	PR 12	DR1	DRX	DR2	DR 1X	DR 2X	DR 12
2022	Lincoln Red I	Glacis United	Ma	21:30	1.20	6.00	9.00	-	3.60	1.06	-	-	-	-	-	-	-	-	-	-	-	-
					TG 0-1	TG 0-2	TG 0-3	TG 1-2	TG 1-3	TG 2-3	TG 2-4	TG 2-5	TG 3-4	TG 3-5	TG 4-6	TG 2G	TG 2+	TG 3+	TG 4+	TG 5+	TG 6+	TG 7+
2022	Lincoln Red I	Glacis United	Ma	21:30	10.0	3.50	2.25	3.50	2.60	2.90	1.55	1.30	2.05	1.48	1.80	5.30	1.02	1.25	1.50	2.00	2.75	4.00
					PR 0-1	PR 2-3	PR 1+	PR 2+	±H	H 1	H X	H 2	W1	W2	Wp1	Wp2	I>II	I=II	I<II	Psf 1	Psf X	Psf 2
2022	Lincoln Red I	Glacis United	Ma	21:30	-	-	-	-	-1.0	1.57	3.90	3.60	-	7.50	-	-	-	-	-	-	-	-

Grecia - Football League

Cod	Gazde	Oaspeti	Zi	Ora	1	X	2	1X	X2	12	PR1	PRX	PR2	PR 1X	PR 2X	PR 12	DR1	DRX	DR2	DR 1X	DR 2X	DR 12
1183	Kissamikos	Kallithea	Ma	15:30	1.20	5.50	10.4	-	3.60	1.08	1.58	2.55	12.0	-	1.99	1.32	1.35	3.65	9.18	-	2.61	1.17
					TG 0-1	TG 0-2	TG 0-3	TG 1-2	TG 1-3	TG 2-3	TG 2-4	TG 2-5	TG 3-4	TG 3-5	TG 4-6	TG 2G	TG 2+	TG 3+	TG 4+	TG 5+	TG 6+	TG 7+
1183	Kissamikos	Kallithea	Ma	15:30	4.00	2.00	1.37	2.25	1.48	2.10	1.36	1.26	2.35	1.90	2.80	4.00	1.15	1.70	2.60	3.80	7.85	18.0
					PR 0-1	PR 2-3	PR 1+	PR 2+	±H	H 1	H X	H 2	W1	W2	Wp1	Wp2	I>II	I=II	I<II	Psf 1	Psf X	Psf 2
1183	Kissamikos	Kallithea	Ma	15:30	-	-	-	-	-1.0	1.57	3.90	3.60	-	8.51	1.07	8.14	2.85	3.40	2.05	1.16	2.30	8.07
					1-1	1-X	1-2	X-1	X-X	X-2	2-1	2-X	2-2	GM	OM	GN	ON	GG	NG	GG3	GM-	OM-
																			+	PR1+	PR1+	
1183	Kissamikos	Kallithea	Ma	15:30	1.65	21.0	50.0	4.20	8.50	21.5	29.0	20.0	18.0	-	-	-	-	-	-	-	-	-

Irlanda - Intermediate League 1st Division

Cod	Gazde	Oaspeti	Zi	Ora	1	X	2	1X	X2	12	PR1	PRX	PR2	PR 1X	PR 2X	PR 12	DR1	DRX	DR2	DR 1X	DR 2X	DR 12
2658	Moyola	Tobermore Uni	Ma	21:45	1.85	4.20	3.00	1.30	1.75	1.15	-	-	-	-	-	-	-	-	-	-	-	-
2659	Armagh	Dundela	Ma	22:00	3.85	4.10	1.65	2.00	1.20	1.15	-	-	-	-	-	-	-	-	-	-	-	-
					TG 0-1	TG 0-2	TG 0-3	TG 1-2	TG 1-3	TG 2-3	TG 2-4	TG 2-5	TG 3-4	TG 3-5	TG 4-6	TG 2G	TG 2+	TG 3+	TG 4+	TG 5+	TG 6+	TG 7+
2658	Moyola	Tobermore Uni	Ma	21:45	10.0	3.50	2.25	3.50	2.60	2.90	1.55	1.30	2.05	1.48	1.80	5.30	1.02	1.25	1.50	2.00	2.75	4.00
2659	Armagh	Dundela	Ma	22:00	6.85	2.70	1.65	2.95	1.90	2.25	1.48	1.23	2.15	1.60	2.20	4.75	1.05	1.40	1.95	2.90	4.25	9.00
					PR 0-1	PR 2-3	PR 1+	PR 2+	±H	H 1	H X	H 2	W1	W2	Wp1	Wp2	I>II	I=II	I<II	Psf 1	Psf X	Psf 2
2658	Moyola	Tobermore Uni	Ma	21:45	-	-	-	-	-1.0	3.10	3.85	1.75	1.40	2.30	-	-	-	-	-	-	-	-

Irlanda - Intermediate League 1st Division

			PR 0-1	PR 2-3	PR 1+	PR 2+	±H	H 1	H X	H 2	W1	W2	Wp1	Wp2	I>II	I=II	I<II	PsF 1	PsF X	PsF 2
2659	Armagh	Dundela	Ma 22:00	-	-	-	-	1.0	1.98	3.80	2.60	2.90	1.25	-	-	-	-	-	-	-

Israel - Liga Bet Nord A

Cod	Gazde	Oaspeti	Zi Ora	1	X	2	1X	X2	12	PR1	PRX	PR2	PR 1X	PR X2	PR 12	DR1	DRX	DR2	DR 1X	DR X2	DR 12
2768	Beitar Nahari	FC Ahva Kfar	Ma 15:00	4.50	3.80	1.60	2.06	1.13	1.18	5.20	2.30	2.05	1.53	1.04	1.41	5.03	2.60	1.85	1.71	1.08	1.35
2769	FC Zeirey Tam	SC Bney MMBA	Ma 15:00	2.25	3.30	2.75	1.34	1.50	1.24	2.85	2.05	3.70	1.13	1.25	1.53	2.55	2.30	3.37	1.20	1.36	1.45
2770	Akhi Akko	Ihud Bney Al	Ma 19:00	4.35	3.40	1.70	1.90	1.15	1.20	5.30	2.08	2.25	1.43	1.03	1.51	4.57	2.55	1.95	1.63	1.10	1.36
				TG 0-1	TG 0-2	TG 0-3	TG 1-2	TG 1-3	TG 2-3	TG 2-4	TG 2-5	TG 3-4	TG 3-5	TG 4-6	TG 2G	TG 2+	TG 3+	TG 4+	TG 5+	TG 6+	TG 7+
2768	Beitar Nahari	FC Ahva Kfar	Ma 15:00	4.40	2.10	1.42	2.35	1.52	2.15	1.40	1.25	2.25	1.80	2.70	4.15	1.13	1.65	2.45	3.70	7.25	16.0
2769	FC Zeirey Tam	SC Bney MMBA	Ma 15:00	3.50	1.70	1.32	1.80	1.41	2.05	1.40	1.30	2.50	2.25	3.05	3.40	1.22	2.00	2.80	4.15	9.00	25.0
2770	Akhi Akko	Ihud Bney Al	Ma 19:00	3.50	1.70	1.32	1.80	1.41	2.05	1.40	1.30	2.50	2.25	3.05	3.40	1.22	2.00	2.80	4.15	9.00	25.0
				PR 0-1	PR 2-3	PR 1+	PR 2+	±H	H 1	H X	H 2	W1	W2	Wp1	Wp2	I>II	I=II	I<II	PsF 1	PsF X	PsF 2
2768	Beitar Nahari	FC Ahva Kfar	Ma 15:00	-	-	-	-	1.0	2.06	3.50	2.60	3.30	1.18	3.30	1.30	2.95	3.35	2.00	3.23	1.91	1.43
2769	FC Zeirey Tam	SC Bney MMBA	Ma 15:00	-	-	-	-	-1.0	4.37	3.65	1.50	1.55	1.90	1.68	2.18	3.15	3.20	1.95	1.89	1.72	2.30
2770	Akhi Akko	Ihud Bney Al	Ma 19:00	-	-	-	-	1.0	1.91	3.45	2.91	3.08	1.20	3.16	1.34	2.95	3.35	2.00	3.33	1.69	1.54
				1-1	1-X	1-2	X-1	X-X	X-2	2-1	2-X	2-2	GM	OM	GN	ON	GG	NG	GG3 +	GM- PR1+	OM- PR1+
2768	Beitar Nahari	FC Ahva Kfar	Ma 15:00	9.50	17.0	25.0	11.0	5.75	4.50	35.0	17.0	2.42	-	-	-	-	-	-	-	-	-
2769	FC Zeirey Tam	SC Bney MMBA	Ma 15:00	3.75	15.5	29.0	5.40	4.75	5.90	28.0	16.0	5.00	-	-	-	-	-	-	-	-	-
2770	Akhi Akko	Ihud Bney Al	Ma 19:00	8.50	17.0	25.0	10.0	5.50	4.50	34.0	17.0	2.62	-	-	-	-	-	-	-	-	-

Israel - Liga Bet Sud A

Cod	Gazde	Oaspeti	Zi Ora	1	X	2	1X	X2	12	PR1	PRX	PR2	PR 1X	PR X2	PR 12	DR1	DRX	DR2	DR 1X	DR X2	DR 12
2779	Shimshon Tel	SC CPA Tel Av	Ma 14:00	1.30	4.90	7.26	1.03	2.92	1.10	-	-	-	-	-	-	-	-	-	-	-	-
2780	Hap.Kiryat On	Beitar Petah	Ma 15:00	2.60	3.40	2.30	1.50	1.35	1.20	-	-	-	-	-	-	-	-	-	-	-	-
2783	Hapoel Kfar C	Ironi Beit Da	Ma 15:00	3.60	3.60	1.80	1.80	1.20	1.20	-	-	-	-	-	-	-	-	-	-	-	-
2784	Hapoel Nahala	FC Ironi Yehu	Ma 15:00	5.45	4.20	1.45	2.37	1.08	1.15	-	-	-	-	-	-	-	-	-	-	-	-
2786	Macc.Iron.Ami	As Holon Mor	Ma 15:00	1.10	7.00	16.0	-	4.95	1.03	-	-	-	-	-	-	-	-	-	-	-	-
				TG 0-1	TG 0-2	TG 0-3	TG 1-2	TG 1-3	TG 2-3	TG 2-4	TG 2-5	TG 3-4	TG 3-5	TG 4-6	TG 2G	TG 2+	TG 3+	TG 4+	TG 5+	TG 6+	TG 7+
2779	Shimshon Tel	SC CPA Tel Av	Ma 14:00	7.75	2.90	1.75	3.15	2.05	2.40	1.50	1.26	2.15	1.55	2.05	5.00	1.03	1.35	1.85	2.75	3.70	8.00
2780	Hap.Kiryat On	Beitar Petah	Ma 15:00	3.70	1.95	1.36	1.95	1.47	2.10	1.38	1.27	2.35	1.95	2.85	3.85	1.18	1.75	2.65	3.90	8.00	20.0
2783	Hapoel Kfar C	Ironi Beit Da	Ma 15:00	4.70	2.30	1.48	2.55	1.65	2.15	1.43	1.23	2.20	1.73	2.60	4.45	1.12	1.55	2.30	3.45	6.50	12.0
2784	Hapoel Nahala	FC Ironi Yehu	Ma 15:00	6.00	2.55	1.57	2.80	1.80	2.20	1.45	1.20	2.15	1.65	2.35	4.55	1.07	1.45	2.10	3.25	5.50	10.0
2786	Macc.Iron.Ami	As Holon Mor	Ma 15:00	7.75	2.90	1.75	3.15	2.05	2.40	1.50	1.26	2.15	1.55	2.05	5.00	1.03	1.35	1.85	2.75	3.70	8.00
				PR 0-1	PR 2-3	PR 1+	PR 2+	±H	H 1	H X	H 2	W1	W2	Wp1	Wp2	I>II	I=II	I<II	PsF 1	PsF X	PsF 2
2779	Shimshon Tel	SC CPA Tel Av	Ma 14:00	-	-	-	-	-1.0	1.78	3.75	2.93	1.03	5.78	-	-	-	-	-	-	-	-
2780	Hap.Kiryat On	Beitar Petah	Ma 15:00	-	-	-	-	1.0	1.48	3.65	4.56	1.85	1.60	-	-	-	-	-	-	-	-
2783	Hapoel Kfar C	Ironi Beit Da	Ma 15:00	-	-	-	-	1.0	1.80	3.50	3.18	2.60	1.30	-	-	-	-	-	-	-	-
2784	Hapoel Nahala	FC Ironi Yehu	Ma 15:00	-	-	-	-	1.0	2.37	3.50	2.16	4.15	1.10	-	-	-	-	-	-	-	-
2786	Macc.Iron.Ami	As Holon Mor	Ma 15:00	-	-	-	-	-1.0	1.35	4.40	4.95	1.02	14.0	-	-	-	-	-	-	-	-

Israel - Liga Bet Sud B

Cod	Gazde	Oaspeti	Zi Ora	1	X	2	1X	X2	12	PR1	PRX	PR2	PR 1X	PR X2	PR 12	DR1	DRX	DR2	DR 1X	DR X2	DR 12
2787	AS Ashdod	SC Beer Sheva	Ma 15:00	1.55	3.60	5.30	1.08	2.15	1.20	-	-	-	-	-	-	-	-	-	-	-	-
2788	Bnei Yzalel R	Ironi Modiin	Ma 15:00	2.35	3.30	2.60	1.37	1.46	1.24	-	-	-	-	-	-	-	-	-	-	-	-
2789	Maccabi Beer	Hapoel Yeroha	Ma 15:00	4.10	3.60	1.70	1.90	1.15	1.20	-	-	-	-	-	-	-	-	-	-	-	-
				TG 0-1	TG 0-2	TG 0-3	TG 1-2	TG 1-3	TG 2-3	TG 2-4	TG 2-5	TG 3-4	TG 3-5	TG 4-6	TG 2G	TG 2+	TG 3+	TG 4+	TG 5+	TG 6+	TG 7+
2787	AS Ashdod	SC Beer Sheva	Ma 15:00	4.60	2.20	1.43	2.50	1.60	2.15	1.42	1.24	2.25	1.75	2.65	4.40	1.12	1.60	2.40	3.50	6.75	13.0
2788	Bnei Yzalel R	Ironi Modiin	Ma 15:00	3.50	1.75	1.34	1.85	1.42	2.05	1.40	1.30	2.45	2.15	2.95	3.50	1.21	1.95	2.75	4.10	8.50	25.0
2789	Maccabi Beer	Hapoel Yeroha	Ma 15:00	4.10	2.00	1.40	2.35	1.50	2.10	1.38	1.25	2.32	1.85	2.75	4.10	1.15	1.70	2.50	3.70	7.50	17.0
				PR 0-1	PR 2-3	PR 1+	PR 2+	±H	H 1	H X	H 2	W1	W2	Wp1	Wp2	I>II	I=II	I<II	PsF 1	PsF X	PsF 2
2787	AS Ashdod	SC Beer Sheva	Ma 15:00	-	-	-	-	-1.0	2.47	3.50	2.15	1.12	3.85	-	-	-	-	-	-	-	-
2788	Bnei Yzalel R	Ironi Modiin	Ma 15:00	-	-	-	-	-1.0	4.68	3.70	1.46	1.65	1.80	-	-	-	-	-	-	-	-

Israel - Liga Bet Sud B

			PR 0-1	PR 2-3	PR 1+	PR 2+	±H	H 1	H X	H 2	W1	W2	Wp1	Wp2	I>II	I=II	I<II	Psf 1	Psf X	Psf 2
2789	Maccabi Beer	Hapoel Yeroha	Ma 15:00	-	-	-	-	1.0	1.91	3.45	2.91	2.95	1.25	-	-	-	-	-	-	-

Israel - Liga Bet Nord B

Cod	Gazde	Oaspeti	Zi Ora	1	X	2	1X	X2	12	PR1	PRX	PR2	PR 1X	PR X2	PR 12	DR1	DRX	DR2	DR 1X	DR X2	DR 12
2790	FC Alnahada N	Maccabi Nujei	Ma 18:30	2.20	3.60	2.64	1.37	1.52	1.20	2.65	2.30	3.35	1.17	1.30	1.41	2.50	2.55	3.46	1.19	1.38	1.45
				TG 0-1	TG 0-2	TG 0-3	TG 1-2	TG 1-3	TG 2-3	TG 2-4	TG 2-5	TG 3-4	TG 3-5	TG 4-6	TG 2G	TG 2+	TG 3+	TG 4+	TG 5+	TG 6+	TG 7+
2790	FC Alnahada N	Maccabi Nujei	Ma 18:30	4.60	2.25	1.43	2.50	1.60	2.15	1.42	1.24	2.25	1.75	2.65	4.40	1.12	1.60	2.40	3.50	6.75	13.0
				PR 0-1	PR 2-3	PR 1+	PR 2+	±H	H 1	H X	H 2	W1	W2	Wp1	Wp2	I>II	I=II	I<II	Psf 1	Psf X	Psf 2
2790	FC Alnahada N	Maccabi Nujei	Ma 18:30	-	-	-	-	-1.0	4.25	3.60	1.52	1.60	1.90	1.69	2.14	3.15	3.20	1.95	1.79	1.99	2.08
				1-1	1-X	1-2	X-1	X-X	X-2	2-1	2-X	2-2	GM	OM	GN	ON	GG	NG	GG3 +	GM- PR1+	OM- PR1+
2790	FC Alnahada N	Maccabi Nujei	Ma 18:30	3.65	15.5	30.0	5.40	4.75	6.00	28.0	16.0	5.10	-	-	-	-	-	-	-	-	-

Israel - Liga Bet Sud, Playoffs

Cod	Gazde	Oaspeti	Zi Ora	1	X	2	1X	X2	12	PR1	PRX	PR2	PR 1X	PR X2	PR 12	DR1	DRX	DR2	DR 1X	DR X2	DR 12
2791	Hap.Pardesiya	SC Tzeirey Ta	Ma 14:30	5.30	4.80	1.40	2.52	1.08	1.11	6.00	2.50	1.82	1.70	1.01	1.34	5.19	3.20	1.65	1.98	1.09	1.25
				TG 0-1	TG 0-2	TG 0-3	TG 1-2	TG 1-3	TG 2-3	TG 2-4	TG 2-5	TG 3-4	TG 3-5	TG 4-6	TG 2G	TG 2+	TG 3+	TG 4+	TG 5+	TG 6+	TG 7+
2791	Hap.Pardesiya	SC Tzeirey Ta	Ma 14:30	5.50	2.40	1.52	2.65	1.75	2.15	1.45	1.21	2.20	1.70	2.45	4.50	1.08	1.50	2.20	3.30	6.00	11.0
				PR 0-1	PR 2-3	PR 1+	PR 2+	±H	H 1	H X	H 2	W1	W2	Wp1	Wp2	I>II	I=II	I<II	Psf 1	Psf X	Psf 2
2791	Hap.Pardesiya	SC Tzeirey Ta	Ma 14:30	-	-	-	-	1.0	2.52	3.60	2.02	4.20	1.11	4.04	1.23	2.85	3.40	2.05	3.92	2.26	1.33
				1-1	1-X	1-2	X-1	X-X	X-2	2-1	2-X	2-2	GM	OM	GN	ON	GG	NG	GG3 +	GM- PR1+	OM- PR1+
2791	Hap.Pardesiya	SC Tzeirey Ta	Ma 14:30	10.0	18.0	28.0	17.0	6.00	4.30	50.0	17.0	1.95	-	-	-	-	-	-	-	-	-

Israel - Liga Bet Sud, Retrogradare

Cod	Gazde	Oaspeti	Zi Ora	1	X	2	1X	X2	12	PR1	PRX	PR2	PR 1X	PR X2	PR 12	DR1	DRX	DR2	DR 1X	DR X2	DR 12
2792	Macc.Ironi Ne	Beitar Ironi	Ma 15:00	3.00	3.60	2.00	1.64	1.29	1.20	3.70	2.30	2.45	1.35	1.13	1.41	3.79	2.40	2.30	1.45	1.16	1.43
				TG 0-1	TG 0-2	TG 0-3	TG 1-2	TG 1-3	TG 2-3	TG 2-4	TG 2-5	TG 3-4	TG 3-5	TG 4-6	TG 2G	TG 2+	TG 3+	TG 4+	TG 5+	TG 6+	TG 7+
2792	Macc.Ironi Ne	Beitar Ironi	Ma 15:00	4.60	2.25	1.43	2.50	1.60	2.15	1.42	1.24	2.25	1.75	2.65	4.40	1.12	1.55	2.40	3.50	6.75	13.0
				PR 0-1	PR 2-3	PR 1+	PR 2+	±H	H 1	H X	H 2	W1	W2	Wp1	Wp2	I>II	I=II	I<II	Psf 1	Psf X	Psf 2
2792	Macc.Ironi Ne	Beitar Ironi	Ma 15:00	-	-	-	-	1.0	1.64	3.55	3.80	2.17	1.44	2.37	1.57	3.15	3.20	1.95	2.34	1.95	1.62
				1-1	1-X	1-2	X-1	X-X	X-2	2-1	2-X	2-2	GM	OM	GN	ON	GG	NG	GG3 +	GM- PR1+	OM- PR1+
2792	Macc.Ironi Ne	Beitar Ironi	Ma 15:00	5.70	16.5	28.0	6.50	5.00	5.00	32.0	16.0	3.45	-	-	-	-	-	-	-	-	-

Israel - Liga Bet Nord, Retrogradare

Cod	Gazde	Oaspeti	Zi Ora	1	X	2	1X	X2	12	PR1	PRX	PR2	PR 1X	PR X2	PR 12	DR1	DRX	DR2	DR 1X	DR X2	DR 12
2793	Macc.Bnei Nah	Hap.Bnei Sume	Ma 14:00	2.75	3.30	2.25	1.50	1.34	1.24	3.70	2.05	2.85	1.25	1.13	1.53	3.37	2.30	2.55	1.36	1.20	1.45
				TG 0-1	TG 0-2	TG 0-3	TG 1-2	TG 1-3	TG 2-3	TG 2-4	TG 2-5	TG 3-4	TG 3-5	TG 4-6	TG 2G	TG 2+	TG 3+	TG 4+	TG 5+	TG 6+	TG 7+
2793	Macc.Bnei Nah	Hap.Bnei Sume	Ma 14:00	3.50	1.75	1.34	1.85	1.42	2.05	1.40	1.30	2.45	2.15	2.95	3.50	1.21	1.95	2.75	4.10	8.50	25.0
				PR 0-1	PR 2-3	PR 1+	PR 2+	±H	H 1	H X	H 2	W1	W2	Wp1	Wp2	I>II	I=II	I<II	Psf 1	Psf X	Psf 2
2793	Macc.Bnei Nah	Hap.Bnei Sume	Ma 14:00	-	-	-	-	1.0	1.50	3.65	4.37	1.90	1.57	2.18	1.68	3.15	3.20	1.95	2.30	1.72	1.89
				1-1	1-X	1-2	X-1	X-X	X-2	2-1	2-X	2-2	GM	OM	GN	ON	GG	NG	GG3 +	GM- PR1+	OM- PR1+
2793	Macc.Bnei Nah	Hap.Bnei Sume	Ma 14:00	5.00	16.0	28.0	5.90	4.75	5.40	29.0	15.5	3.75	-	-	-	-	-	-	-	-	-

Olanda - Beloften Reservecompetitie Grupa B

			PR 0-1	PR 2-3	PR 1+	PR 2+	±H	H 1	H X	H 2	W1	W2	Wp1	Wp2	I>II	I=II	I<II	Psf 1	Psf X	Psf 2	
1261	FC Eindhoven	Willem II Til	Ma 19:30	-	-	-	-	1.0	1.64	3.55	3.80	1.93	1.62	2.25	1.63	3.15	3.20	1.95	2.00	2.50	1.65
				1-1	1-X	1-2	X-1	X-X	X-2	2-1	2-X	2-2	GM	OM	GN	ON	GG	NG	GG3	GM-	OM-
																			+	PR1+	PR1+
1261	FC Eindhoven	Willem II Til	Ma 19:30	5.00	16.5	20.0	8.50	6.50	7.00	26.0	16.0	3.45	-	-	-	-	-	-	-	-	-

Scotia - Championship

Cod	Gazde	Oaspeti	Zi	Ora	Final					Prima repriză					A doua repriză									
					1	X	2	1X	X2	12	PR1	PRX	PR2	PR 1X	PR X2	PR 12	DR1	DRX	DR2	DR 1X	DR X2	DR 12		
1268	Dumbarton	Morton	Ma	21:45	3.75	3.40	1.90	1.80	1.22	1.26	4.50	2.05	2.50	1.39	1.10	1.59	4.10	2.35	2.20	1.49	1.13	1.43		
					Total goluri																			
					TG 0-1	TG 0-2	TG 0-3	TG 1-2	TG 1-3	TG 2-3	TG 2-4	TG 2-5	TG 3-4	TG 3-5	TG 4-6	TG 2G	TG 2+	TG 3+	TG 4+	TG 5+	TG 6+	TG 7+		
1268	Dumbarton	Morton	Ma	21:45	3.10	1.70	1.23	1.95	1.40	2.05	1.52	1.37	2.55	2.15	4.00	3.40	1.25	2.00	3.75	7.80	12.0	40.0		
					Total goluri prima repriză					Total goluri a doua repriză					Mai multe goluri			Pauză sau Final						
					PR 0-1	PR 2-3	PR 1+	PR 2+	PR 3+	PR 4+	DR 0-1	DR 2-3	DR 1+	DR 2+	DR 3+	DR 4+	I>II	I=II	I<II	Psf 1	Psf X	Psf 2		
1268	Dumbarton	Morton	Ma	21:45	1.34	3.20	1.43	3.05	8.35	18.0	1.55	2.55	1.21	2.20	5.25	17.0	2.95	3.35	2.00	3.00	1.75	1.63		
					Pauză - Final					Marchează														
					1-1	1-X	1-2	X-1	X-X	X-2	2-1	2-X	2-2	GM	OM	GN	ON	GG	NG	GG3	GM-	OM-		
																				+	PR1+	PR1+		
1268	Dumbarton	Morton	Ma	21:45	7.50	16.5	26.0	10.0	5.80	5.00	33.0	16.5	3.15	1.50	1.20	2.40	4.00	1.85	1.85	2.35	2.50	1.90		
					Scor corect (Final)										Scor corect (Prima repriză)									
					1:0	2:0	2:1	3:0	0:0	1:1	2:2	0:1	0:2	1:2	0:3	pr1:Cpr2:0	pr2:1pr0:0	pr0:1pr0:2	pr1:2					
1268	Dumbarton	Morton	Ma	21:45	9.50	19.0	15.0	50.0	7.63	6.50	17.0	6.00	7.00	8.00	18.0	5.25	21.0	31.0	2.60	3.60	9.00	17.0		
					Winner (final)		Winner (pauză)		Handicap			Primul gol		Victorie dublă		Marchează în ambele reprize								
					W1	W2	Wp1	Wp2	±H	H 1	H X	H 2	PG 1	PG 2	VD 11	VD 22	1D	2D	1N	2N	1D 2D	1N 2N		
1268	Dumbarton	Morton	Ma	21:45	2.65	1.34	2.65	1.47	1.0	1.71	3.50	3.50	-	-	18.5	5.50	5.50	3.15	1.08	1.26	12.0	1.32		
					Combinatii Winner																			
					1& 1-2	1& 3+	1& 1-3	1& 4+	1& 2-3	1/1& 3+	1&Pr 2+	1/1& Pr2+	1&G G	Pr2+ &Dr1	Pr1+ &Dr2	2& 1-2	2& 3+	2& 1-3	2& 4+	2& 2-3	2/2& 3+	2&Pr 2+		
1268	Dumbarton	Morton	Ma	21:45	6.20	6.41	4.45	11.9	6.51	12.3	9.69	18.3	7.00	3.45	2.81	3.14	3.22	2.25	6.04	3.30	4.85	4.90		

Scotia - League One

Cod	Gazde	Oaspeti	Zi	Ora	Final					Prima repriză					A doua repriză									
					1	X	2	1X	X2	12	PR1	PRX	PR2	PR 1X	PR X2	PR 12	DR1	DRX	DR2	DR 1X	DR X2	DR 12		
1292	Stranraer	Arbroath	Ma	21:45	3.00	3.50	2.10	1.60	1.30	1.25	3.70	2.20	2.60	1.33	1.15	1.48	3.08	2.80	2.40	1.47	1.29	1.35		
					Total goluri																			
					TG 0-1	TG 0-2	TG 0-3	TG 1-2	TG 1-3	TG 2-3	TG 2-4	TG 2-5	TG 3-4	TG 3-5	TG 4-6	TG 2G	TG 2+	TG 3+	TG 4+	TG 5+	TG 6+	TG 7+		
1292	Stranraer	Arbroath	Ma	21:45	4.00	2.00	1.40	2.30	1.55	2.20	1.44	1.28	2.25	1.90	3.25	3.80	1.15	1.70	2.70	4.80	8.50	23.0		
					Total goluri prima repriză					Total goluri a doua repriză					Mai multe goluri			Pauză sau Final						
					PR 0-1	PR 2-3	PR 1+	PR 2+	PR 3+	PR 4+	DR 0-1	DR 2-3	DR 1+	DR 2+	DR 3+	DR 4+	I>II	I=II	I<II	Psf 1	Psf X	Psf 2		
1292	Stranraer	Arbroath	Ma	21:45	1.49	2.75	1.30	2.50	6.85	11.0	1.73	2.25	1.15	1.95	3.90	7.50	3.15	3.20	1.95	2.40	1.90	1.75		
					Pauză - Final					Marchează														
					1-1	1-X	1-2	X-1	X-X	X-2	2-1	2-X	2-2	GM	OM	GN	ON	GG	NG	GG3	GM-	OM-		
																				+	PR1+	PR1+		
1292	Stranraer	Arbroath	Ma	21:45	5.50	16.0	28.0	6.00	4.80	5.30	31.0	16.0	3.55	1.28	1.20	3.00	3.50	1.55	2.30	1.90	2.20	1.70		
					Scor corect (Final)										Scor corect (Prima repriză)									
					1:0	2:0	2:1	3:0	0:0	1:1	2:2	0:1	0:2	1:2	0:3	pr1:Cpr2:0	pr2:1pr0:0	pr0:1pr0:2	pr1:2					

Scotia - League One

			Scor corect (Final)										Scor corect (Prima repriză)								
			1:0	2:0	2:1	3:0	0:0	1:1	2:2	0:1	0:2	1:2	0:3	pr1:Cpr2:0	pr2:1pr0:0	pr0:1pr0:2	pr1:2				
			9.50	15.0	13.0	50.0	8.82	6.00	17.0	6.50	8.00	8.50	19.0	5.00	15.0	17.0	3.00	4.00	9.50	15.0	
1292	Stranraer	Arbroath	Ma 21:45	Winner (final)		Winner (pauză)		Handicap			Primul gol		Victorie dublă		Marchează în ambele reprize						
				W1	W2	Wp1	Wp2	±H	H 1	H X	H 2	PG 1	PG 2	VD 11	VD 22	1D	2D	1N	2N	1D 2D	1N 2N
1292	Stranraer	Arbroath	Ma 21:45	2.14	1.50	2.29	1.61	1.0	1.60	3.55	3.80	-	-	11.4	6.24	3.50	2.70	1.21	1.35	7.88	1.53
				Combinajii Winner																	
				1& 1-2	1& 3+	1& 1-3	1& 4+	1& 2-3	1/1& 3+	1&Pr 2+	1/1& Pr2+	1&G G	Pr2+ &Dr1+	Pr1+ &Dr2+	2& 1-2	2& 3+	2& 1-3	2& 4+	2& 2-3	2/2& 3+	2&Pr 2+
1292	Stranraer	Arbroath	Ma 21:45	5.85	4.36	3.94	6.86	5.59	7.66	6.36	11.0	5.00	2.69	2.26	4.09	3.03	2.76	4.81	3.92	4.45	4.45

Scotia - League Two

Cod	Gazde	Oaspeti	Zi	Ora	Final					Prima repriză					A doua repriză						
					1	X	2	1X	X2	12	PR1	PRX	PR2	PR 1X	PR 1X2	PR 12	DR1	DRX	DR2	DR 1X	DR 1X2
1293	Annan	Peterhead	Ma 21:45	4.05	3.80	1.70	2.00	1.17	1.20	4.70	2.25	2.20	1.48	1.07	1.46	4.57	2.55	1.95	1.63	1.10	1.36
				Total goluri																	
				TG 0-1	TG 0-2	TG 0-3	TG 1-2	TG 1-3	TG 2-3	TG 2-4	TG 2-5	TG 3-4	TG 3-5	TG 4-6	TG 2G	TG 2+	TG 3+	TG 4+	TG 5+	TG 6+	TG 7+
1293	Annan	Peterhead	Ma 21:45	4.00	2.00	1.40	2.30	1.55	2.20	1.44	1.28	2.25	1.90	3.25	3.80	1.15	1.70	2.70	4.80	8.50	23.0
				Total goluri prima repriză					Total goluri a doua repriză					Mai multe goluri			Pauză sau Final				
				PR 0-1	PR 2-3	PR 1+	PR 2+	PR 3+	PR 4+	DR 0-1	DR 2-3	DR 1+	DR 2+	DR 3+	DR 4+	I>II	I=II	I<II	PsF 1	PsF X	PsF 2
1293	Annan	Peterhead	Ma 21:45	1.49	2.75	1.30	2.50	6.85	11.0	1.73	2.25	1.15	1.95	3.90	7.50	2.95	3.35	2.00	3.25	1.95	1.50
				Pauză - Final					Marchează												
				1-1	1-X	1-2	X-1	X-X	X-2	2-1	2-X	2-2	GM	OM	GN	ON	GG	NG	GG3 +	GM- PR1+	OM- PR1+
1293	Annan	Peterhead	Ma 21:45	8.50	17.0	25.0	12.0	6.50	5.50	34.0	17.0	2.65	1.45	1.12	2.55	5.50	1.65	2.15	2.00	2.45	1.66
				Scor corect (Final)										Scor corect (Prima repriză)							
				1:0 <th>2:0</th> <th>2:1</th> <th>3:0</th> <th>0:0</th> <th>1:1</th> <th>2:2</th> <th>0:1</th> <th>0:2</th> <th>1:2</th> <th>0:3</th> <th>pr1:Cpr2:0</th> <th>pr2:1pr0:0</th> <th>pr0:1pr0:2</th> <th>pr1:2</th>	2:0	2:1	3:0	0:0	1:1	2:2	0:1	0:2	1:2	0:3	pr1:Cpr2:0	pr2:1pr0:0	pr0:1pr0:2	pr1:2			
1293	Annan	Peterhead	Ma 21:45	11.0	23.0	17.0	65.0	8.28	6.50	17.0	6.00	7.00	7.50	14.0	6.00	21.0	26.0	3.00	3.50	7.50	15.0
				Winner (final)		Winner (pauză)		Handicap			Primul gol		Victorie dublă		Marchează în ambele reprize						
				W1	W2	Wp1	Wp2	±H	H 1	H X	H 2	PG 1	PG 2	VD 11	VD 22	1D	2D	1N	2N	1D 2D	1N 2N
1293	Annan	Peterhead	Ma 21:45	2.98	1.25	2.96	1.39	1.0	1.91	3.45	2.91	-	-	22.0	4.30	4.67	2.50	1.11	1.48	8.95	1.60
				Combinajii Winner																	
				1& 1-2	1& 3+	1& 1-3	1& 4+	1& 2-3	1/1& 3+	1&Pr 2+	1/1& Pr2+	1&G G	Pr2+ &Dr1+	Pr1+ &Dr2+	2& 1-2	2& 3+	2& 1-3	2& 4+	2& 2-3	2/2& 3+	2&Pr 2+
1293	Annan	Peterhead	Ma 21:45	7.89	5.88	5.32	9.27	7.55	11.8	8.58	17.0	7.30	2.69	2.26	3.31	2.45	2.23	3.89	3.17	3.69	3.60

Scotia - Development League

Cod	Gazde	Oaspeti	Zi	Ora	1	X	2	1X	X2	12	PR1	PRX	PR2	PR 1X	PR 1X2	PR 12	DR1	DRX	DR2	DR 1X	DR 1X2	DR 12
1296	ST Johnstone	Hibernian (T)	Ma 16:00	5.55	4.60	1.40	2.52	1.07	1.12	6.00	2.50	1.82	1.70	1.01	1.34	5.82	3.00	1.65	1.98	1.06	1.29	
1297	Heart of Midl	Dundee United	Ma 19:00	1.35	4.75	6.25	1.05	2.70	1.11	1.73	2.70	6.00	1.01	1.79	1.29	1.60	2.90	6.50	1.03	2.00	1.28	
1298	FC Dundee (T)	Kilmarnock (T)	Ma 20:00	1.40	4.60	5.55	1.07	2.52	1.12	1.80	2.55	5.90	1.01	1.71	1.32	1.65	2.80	6.23	1.03	1.93	1.30	
1304	Hamilton (T)	ST Mirren (T)	Ma 20:00	1.60	4.20	4.03	1.16	2.06	1.15	2.05	2.40	4.85	1.05	1.53	1.37	1.85	2.60	5.03	1.08	1.71	1.35	
				TG 0-1	TG 0-2	TG 0-3	TG 1-2	TG 1-3	TG 2-3	TG 2-4	TG 2-5	TG 3-4	TG 3-5	TG 4-6	TG 2G	TG 2+	TG 3+	TG 4+	TG 5+	TG 6+	TG 7+	
1296	ST Johnstone	Hibernian (T)	Ma 16:00	5.50	2.40	1.52	2.65	1.75	2.15	1.45	1.21	2.20	1.70	2.45	4.50	1.08	1.50	2.20	3.30	6.00	11.0	
1297	Heart of Midl	Dundee United	Ma 19:00	7.75	2.90	1.75	3.15	2.05	2.40	1.50	1.26	2.15	1.55	2.05	5.00	1.03	1.35	1.85	2.75	3.70	8.00	
1298	FC Dundee (T)	Kilmarnock (T)	Ma 20:00	6.00	2.55	1.57	2.80	1.80	2.20	1.45	1.20	2.15	1.65	2.35	4.55	1.07	1.45	2.10	3.25	5.50	10.0	
1304	Hamilton (T)	ST Mirren (T)	Ma 20:00	5.50	2.40	1.52	2.65	1.75	2.15	1.45	1.21	2.20	1.70	2.45	4.50	1.08	1.50	2.20	3.30	6.00	11.0	

Scotia - Development League

			PR 0-1	PR 2-3	PR 1+	PR 2+	±H	H 1	H X	H 2	W1	W2	Wp1	Wp2	I>II	I=II	I<II	P sF 1	P sF X	P sF 2	
1296	ST Johnstone	Hibernian (T)	Ma 16:00	1.55	2.30	1.14	2.15	1.0	2.52	3.60	2.02	4.34	1.10	4.04	1.23	2.85	3.40	2.05	4.05	2.22	1.33
1297	Heart of Midl	Dundee United	Ma 19:00	1.80	1.97	1.10	1.80	-1.0	1.90	3.65	2.70	1.07	4.93	1.21	4.21	2.85	3.40	2.05	1.28	2.28	3.92
1298	FC Dundee (T)	Kilmarnock (T)	Ma 20:00	1.60	2.10	1.13	2.05	-1.0	2.02	3.60	2.52	1.10	4.34	1.23	4.02	2.85	3.40	2.05	1.30	2.26	4.01
1304	Hamilton (T)	ST Mirren (T)	Ma 20:00	-	-	-	-	-1.0	2.60	3.50	2.06	1.22	3.07	1.34	3.18	2.95	3.35	2.00	1.42	2.25	3.35
				1-1	1-X	1-2	X-1	X-X	X-2	2-1	2-X	2-2	GM	OM	GN	ON	GG	NG	GG3	GM-	OM-
																		+	PR1+	PR1+	
1296	ST Johnstone	Hibernian (T)	Ma 16:00	10.0	18.0	28.0	17.0	6.00	4.30	50.0	17.0	1.95	-	-	-	-	-	-	-	-	-
1297	Heart of Midl	Dundee United	Ma 19:00	1.90	18.0	50.0	5.50	10.0	25.0	22.0	18.0	10.0	-	-	-	-	-	-	-	-	-
1298	FC Dundee (T)	Kilmarnock (T)	Ma 20:00	2.00	17.0	50.0	5.50	8.50	20.0	21.0	18.0	9.00	-	-	-	-	-	-	-	-	-
1304	Hamilton (T)	ST Mirren (T)	Ma 20:00	2.45	17.0	35.0	5.50	7.00	14.0	20.0	17.0	7.00	-	-	-	-	-	-	-	-	-

Scotia - U20 Development League 2

Cod	Gazde	Oaspeti	Zi	Ora	1	X	2	1X	X2	12	PR1	PRX	PR2	PR 1X	PR X2	PR 12	DR1	DRX	DR2	DR 1X	DR X2	DR 12
2507	Forfar U20	Alloa U20	Ma	21:30	2.00	4.00	2.77	1.33	1.64	1.16	-	-	-	-	-	-	-	-	-	-	-	-
2508	Berwick R.U20	Livingston U2	Ma	21:45	2.40	4.00	2.25	1.50	1.44	1.16	-	-	-	-	-	-	-	-	-	-	-	-
					TG 0-1	TG 0-2	TG 0-3	TG 1-2	TG 1-3	TG 2-3	TG 2-4	TG 2-5	TG 3-4	TG 3-5	TG 4-6	TG 2G	TG 2+	TG 3+	TG 4+	TG 5+	TG 6+	TG 7+
2507	Forfar U20	Alloa U20	Ma	21:30	-	4.75	-	-	-	-	-	-	-	-	-	-	1.15	-	-	-	-	-
2508	Berwick R.U20	Livingston U2	Ma	21:45	-	4.75	-	-	-	-	-	-	-	-	-	-	1.15	-	-	-	-	-
					PR 0-1	PR 2-3	PR 1+	PR 2+	±H	H 1	H X	H 2	W1	W2	Wp1	Wp2	I>II	I=II	I<II	P sF 1	P sF X	P sF 2
2507	Forfar U20	Alloa U20	Ma	21:30	-	-	-	-	-1.0	3.35	3.55	1.64	1.50	2.08	-	-	-	-	-	-	-	-
2508	Berwick R.U20	Livingston U2	Ma	21:45	-	-	-	-	1.0	1.50	3.65	4.00	1.80	1.69	-	-	-	-	-	-	-	-

Slovenia - PrvaLiga

Cod	Gazde	Oaspeti	Zi	Ora	Final							Prima repriză							A doua repriză						
					1	X	2	1X	X2	12	PR1	PRX	PR2	PR 1X	PR X2	PR 12	DR1	DRX	DR2	DR 1X	DR X2	DR 12			
2586	Ankaran H.	Aluminij K.	Ma	14:00	3.00	3.30	2.25	1.55	1.35	1.30	3.60	2.12	2.80	1.32	1.19	1.56	3.35	2.30	2.55	1.35	1.20	1.45			
					Total goluri																				
					TG 0-1	TG 0-2	TG 0-3	TG 1-2	TG 1-3	TG 2-3	TG 2-4	TG 2-5	TG 3-4	TG 3-5	TG 4-6	TG 2G	TG 2+	TG 3+	TG 4+	TG 5+	TG 6+	TG 7+			
2586	Ankaran H.	Aluminij K.	Ma	14:00	3.60	1.90	1.32	2.15	1.48	2.10	1.46	1.28	2.35	2.00	3.50	3.70	1.16	1.80	3.10	5.75	10.0	30.0			
					Total goluri prima repriză							Total goluri a doua repriză							Mai multe goluri			Pauză sau Final			
					PR 0-1	PR 2-3	PR 1+	PR 2+	PR 3+	PR 4+	DR 0-1	DR 2-3	DR 1+	DR 2+	DR 3+	DR 4+	I>II	I=II	I<II	P sF 1	P sF X	P sF 2			
2586	Ankaran H.	Aluminij K.	Ma	14:00	1.44	2.90	1.36	2.65	7.50	13.0	1.65	2.35	1.16	2.05	4.35	9.00	3.15	3.20	1.95	2.33	1.77	1.87			
					Pauză - Final							Marchează													
					1-1	1-X	1-2	X-1	X-X	X-2	2-1	2-X	2-2	GM	OM	GN	ON	GG	NG	GG3	GM-	OM-			
																				+	PR1+	PR1+			
2586	Ankaran H.	Aluminij K.	Ma	14:00	5.50	16.0	28.0	5.90	4.75	5.40	29.0	15.5	3.75	1.30	1.22	3.00	3.40	1.60	2.20	2.10	2.20	1.90			
					Scor corect (Final)										Scor corect (Prima repriză)										
					1:0	2:0	2:1	3:0	0:0	1:1	2:2	0:1	0:2	1:2	0:3	pr1:Cpr2:0	pr2:1pr0:0	pr0:1pr0:2	pr1:2						
2586	Ankaran H.	Aluminij K.	Ma	14:00	9.00	14.0	11.0	35.0	8.41	6.00	17.0	6.50	9.00	8.50	22.0	4.67	15.0	21.0	2.85	4.00	10.0	17.0			
					Winner (final)			Winner (pauză)			Handicap			Primul gol		Victorie dublă		Marchează în ambele reprize							
					W1	W2	Wp1	Wp2	±H	H 1	H X	H 2	PG 1	PG 2	VD 11	VD 22	1D	2D	1N	2N	1D 2D	1N 2N			
2586	Ankaran H.	Aluminij K.	Ma	14:00	2.09	1.57	2.17	1.69	1.0	1.55	3.65	4.35	-	-	12.1	7.14	3.50	3.10	1.21	1.27	9.04	1.44			
					Combinatii Winner																				
					1& 1-2	1& 3+	1& 1-3	1& 4+	1& 2-3	1/1& 3+	1&Pr 2+	1/1& Pr2+	1&G G	Pr2+ &Dr1	Pr1+ &Dr2	2& 1-2	2& 3+	2& 1-3	2& 4+	2& 2-3	2/2& 3+	2&Pr 2+			
2586	Ankaran H.	Aluminij K.	Ma	14:00	5.47	4.62	3.76	7.88	5.34	8.11	6.74	11.7	5.20	2.87	2.49	4.10	3.43	2.82	5.91	4.00	5.53	5.05			

Spania - Segunda Division (F)

Spania - Segunda Division (F)

Cod Gazde	Oaspeti	Zi Ora	1	X	2	1X	X2	12	PR1	PRX	PR2	PR 1X	PR X2	PR 12	DR1	DRX	DR2	DR 1X	DR X2	DR 12
2420 North Viera (UD Las Torres	Ma 23:00	2.30	5.00	2.10	1.58	1.48	1.10	-	-	-	-	-	-	-	-	-	-	-	-
			TG 0-1	TG 0-2	TG 0-3	TG 1-2	TG 1-3	TG 2-3	TG 2-4	TG 2-5	TG 3-4	TG 3-5	TG 4-6	TG 2G	TG 2+	TG 3+	TG 4+	TG 5+	TG 6+	TG 7+
2420 North Viera (UD Las Torres	Ma 23:00	10.0	3.50	2.25	3.50	2.60	2.90	1.55	1.30	2.05	1.48	1.80	5.30	1.02	1.25	1.50	2.00	2.75	4.00
			PR 0-1	PR 2-3	PR 1+	PR 2+	±H	H 1	H X	H 2	W1	W2	Wp1	Wp2	>II	I=II	I<II	PsF 1	PsF X	PsF 2
2420 North Viera (UD Las Torres	Ma 23:00	-	-	-	-	1.0	1.58	3.55	3.95	1.84	1.68	-	-	-	-	-	-	-	-

Turcia - TFF 1. Lig

Cod Gazde	Oaspeti	Zi Ora	Final					Prima repriză							A doua repriză					
			1	X	2	1X	X2	12	PR1	PRX	PR2	PR 1X	PR X2	PR 12	DR1	DRX	DR2	DR 1X	DR X2	DR 12
1353 Caykur Rizesp	Balikesir	Ma 15:00	1.60	3.85	4.80	1.12	2.15	1.20	2.05	2.35	5.00	1.07	1.57	1.43	1.85	2.60	5.03	1.08	1.71	1.35
1355 Samsunspor	MKE Ankaragüç	Ma 15:00	2.90	3.00	2.40	1.48	1.33	1.32	3.85	1.93	3.00	1.25	1.14	1.66	3.23	2.25	2.70	1.32	1.22	1.47
1356 Gaziantepspor	Altinordu Spo	Ma 18:00	13.0	5.85	1.15	4.75	-	1.08	11.0	2.65	1.50	2.25	-	1.33	9.25	3.65	1.35	2.61	-	1.17
			Total goluri																	
			TG 0-1	TG 0-2	TG 0-3	TG 1-2	TG 1-3	TG 2-3	TG 2-4	TG 2-5	TG 3-4	TG 3-5	TG 4-6	TG 2G	TG 2+	TG 3+	TG 4+	TG 5+	TG 6+	TG 7+
1353 Caykur Rizesp	Balikesir	Ma 15:00	4.60	2.20	1.47	2.50	1.63	2.25	1.46	1.27	2.20	1.80	2.95	4.00	1.12	1.60	2.45	4.25	7.50	20.0
1355 Samsunspor	MKE Ankaragüç	Ma 15:00	2.80	1.55	1.17	1.80	1.35	2.00	1.58	1.42	2.85	2.45	4.70	3.10	1.32	2.30	4.40	10.0	15.0	46.0
1356 Gaziantepspor	Altinordu Spo	Ma 18:00	5.20	2.40	1.58	2.75	1.70	2.30	1.50	1.27	2.15	1.75	2.60	4.10	1.10	1.50	2.25	3.75	6.00	11.5
			Total goluri prima repriză					Total goluri a doua repriză					Mai multe goluri			Pauză sau Final				
			PR 0-1	PR 2-3	PR 1+	PR 2+	PR 3+	PR 4+	DR 0-1	DR 2-3	DR 1+	DR 2+	DR 3+	DR 4+	I>II	I=II	I<II	PsF 1	PsF X	PsF 2
1353 Caykur Rizesp	Balikesir	Ma 15:00	1.55	2.60	1.24	2.30	6.00	9.50	1.83	2.20	1.13	1.80	3.50	6.50	2.95	3.35	2.00	1.43	2.10	3.30
1355 Samsunspor	MKE Ankaragüç	Ma 15:00	1.29	3.55	1.54	3.35	9.00	26.0	1.45	2.75	1.31	2.50	6.25	21.0	3.15	3.20	1.95	2.41	1.56	2.00
1356 Gaziantepspor	Altinordu Spo	Ma 18:00	1.55	2.60	1.24	2.30	6.00	9.50	1.83	2.20	1.13	1.80	3.50	6.50	2.85	3.40	2.05	8.00	2.35	1.15
			Pauză - Final					Marchează												
			1-1	1-X	1-2	X-1	X-X	X-2	2-1	2-X	2-2	GM	OM	GN	ON	GG	NG	GG3	GM+ PR1+	OM+ PR1+
1353 Caykur Rizesp	Balikesir	Ma 15:00	2.42	17.0	35.0	4.50	5.75	11.0	25.0	17.0	9.50	1.10	1.40	5.00	2.50	1.60	2.20	1.85	1.50	2.20
1355 Samsunspor	MKE Ankaragüç	Ma 15:00	5.25	16.0	28.0	5.85	4.75	5.50	28.0	15.0	4.55	1.40	1.33	2.50	2.80	1.95	1.75	2.70	2.40	2.00
1356 Gaziantepspor	Altinordu Spo	Ma 18:00	22.0	20.0	29.0	21.5	8.50	4.20	50.0	21.0	1.55	2.10	1.04	1.60	6.00	2.30	1.55	2.50	4.33	1.37
			Scor corect (Final)										Scor corect (Prima repriză)							
			1:0	2:0	2:1	3:0	0:0	1:1	2:2	0:1	0:2	1:2	0:3	pr1:Cpr2:0	pr2:1pr0:0	pr0:1pr0:2	pr1:2			
1353 Caykur Rizesp	Balikesir	Ma 15:00	6.00	6.50	7.50	13.0	9.55	7.00	19.0	12.0	30.0	21.0	80.0	3.50	7.00	13.0	3.25	6.33	21.0	26.0
1355 Samsunspor	MKE Ankaragüç	Ma 15:00	8.50	13.0	11.0	35.0	5.64	6.00	17.0	7.00	9.50	8.50	25.0	4.50	15.0	26.0	2.40	4.00	13.0	26.0
1356 Gaziantepspor	Altinordu Spo	Ma 18:00	20.0	65.0	35.0	100	7.67	12.0	35.0	7.00	6.50	9.00	8.00	12.0	71.0	71.0	3.25	2.85	4.67	17.0
			Winner (final)		Winner (pauză)		Handicap			Primul gol		Victorie dublă		Marchează în ambele reprize						
			W1	W2	Wp1	Wp2	±H	H 1	H X	H 2	PG 1	PG 2	VD 11	VD 22	1D	2D	1N	2N	1D 2D	1N 2N
1353 Caykur Rizesp	Balikesir	Ma 15:00	1.18	3.55	1.33	3.24	-1.0	2.60	3.50	2.15	-	-	3.79	25.2	2.10	4.50	1.57	1.12	7.88	1.64
1355 Samsunspor	MKE Ankaragüç	Ma 15:00	1.93	1.60	2.16	1.68	1.0	1.48	3.70	4.70	-	-	12.4	8.10	4.33	3.75	1.14	1.18	13.5	1.26
1356 Gaziantepspor	Altinordu Spo	Ma 18:00	9.53	-	7.61	1.09	1.0	4.75	3.90	1.50	-	-	100	2.00	9.00	1.70	1.01	1.90	18.5	1.92
			Combinajii Winner																	
			1& 1-2	1& 3+	1& 1-3	1& 4+	1& 2-3	1/1& 3+	1&Pr 2+	1/1& Pr2+	1&G G	Pr2+ &Dr1+	Pr1+ &Dr2+	2& 1-2	2& 3+	2& 1-3	2& 4+	2& 2-3	2& 3+	2&Pr 2+
1353 Caykur Rizesp	Balikesir	Ma 15:00	3.39	2.19	2.21	3.32	3.05	3.17	3.12	4.45	3.00	2.43	1.99	10.2	6.51	6.63	9.97	9.15	12.5	9.36
1355 Samsunspor	MKE Ankaragüç	Ma 15:00	4.42	5.70	3.32	10.8	4.92	9.90	8.23	14.1	6.50	4.10	3.44	3.66	4.68	2.75	8.95	4.07	8.58	6.81
1356 Gaziantepspor	Altinordu Spo	Ma 18:00	24.4	16.0	15.9	23.9	21.9	25.0	22.4	35.0	25.0	2.43	1.99	2.54	1.70	1.66	2.49	2.29	1.99	2.34

Turcia Amatori - U21 Ligi, Gr.1 Lig

Cod Gazde	Oaspeti	Zi Ora	1	X	2	1X	X2	12	PR1	PRX	PR2	PR 1X	PR X2	PR 12	DR1	DRX	DR2	DR 1X	DR X2	DR 12
1374 C. Rizespor U	Balikesirsport	Ma 11:30	4.65	4.00	1.55	2.15	1.12	1.16	5.00	2.45	1.98	1.57	1.05	1.35	4.11	3.20	1.80	1.80	1.15	1.25
			TG 0-1	TG 0-2	TG 0-3	TG 1-2	TG 1-3	TG 2-3	TG 2-4	TG 2-5	TG 3-4	TG 3-5	TG 4-6	TG 2G	TG 2+	TG 3+	TG 4+	TG 5+	TG 6+	TG 7+

Argentina - Primera D Metropolitana

Cod	Gazde	Oaspeti	Zi	Ora	1	X	2	1X	X2	12	PR1	PRX	PR2	PR 1X	PR X2	PR 12	DR1	DRX	DR2	DR 1X	DR X2	DR 12
1451	Centro Espano	Juventud Uni	Ma	22:00	2.00	3.10	3.47	1.22	1.64	1.27	2.60	1.98	4.50	1.07	1.31	1.57	2.30	2.35	3.79	1.16	1.45	1.43
1663	Central Balle	Argentino Mer	Ma	22:00	1.90	3.20	3.67	1.19	1.71	1.25	2.50	2.00	4.65	1.06	1.34	1.56	2.20	2.35	4.10	1.13	1.49	1.43
					TG 0-1	TG 0-2	TG 0-3	TG 1-2	TG 1-3	TG 2-3	TG 2-4	TG 2-5	TG 3-4	TG 3-5	TG 4-6	TG 2G	TG 2+	TG 3+	TG 4+	TG 5+	TG 6+	TG 7+
1451	Centro Espano	Juventud Uni	Ma	22:00	3.20	1.60	1.27	1.70	1.35	2.05	1.45	1.35	2.55	2.40	3.40	3.10	1.24	2.20	3.10	4.45	11.0	35.0
1663	Central Balle	Argentino Mer	Ma	22:00	3.30	1.65	1.30	1.75	1.40	2.05	1.42	1.32	2.55	2.30	3.30	3.20	1.23	2.10	2.90	4.30	10.0	30.0
					PR 0-1	PR 2-3	PR 1+	PR 2+	±H	H 1	H X	H 2	W1	W2	Wp1	Wp2	>II	I=II	I<II	PsF 1	PsF X	PsF 2
1451	Centro Espano	Juventud Uni	Ma	22:00	-	-	-	-	-1.0	3.80	3.55	1.64	1.35	2.35	1.49	2.58	3.15	3.20	1.95	1.68	1.59	2.99
1663	Central Balle	Argentino Mer	Ma	22:00	-	-	-	-	-1.0	3.50	3.50	1.71	1.31	2.52	1.45	2.69	2.95	3.35	2.00	1.62	1.61	3.12
					1-1	1-X	1-2	X-1	X-X	X-2	2-1	2-X	2-2	GM	OM	GN	ON	GG	NG	GG3	GM+	OM-PR1+
1451	Centro Espano	Juventud Uni	Ma	22:00	3.45	16.0	32.0	5.00	5.00	6.50	28.0	16.5	5.70	-	-	-	-	-	-	-	-	-
1663	Central Balle	Argentino Mer	Ma	22:00	3.22	16.5	33.0	5.00	4.75	10.0	26.0	16.5	8.50	-	-	-	-	-	-	-	-	-

Argentina - Camp. De Res. De Primera Div. B National

Cod	Gazde	Oaspeti	Zi	Ora	1	X	2	1X	X2	12	PR1	PRX	PR2	PR 1X	PR X2	PR 12	DR1	DRX	DR2	DR 1X	DR X2	DR 12
1452	CA Brown (R)	Club Almagro	Ma	22:00	1.60	3.60	4.80	1.11	2.06	1.20	-	-	-	-	-	-	-	-	-	-	-	-
					TG 0-1	TG 0-2	TG 0-3	TG 1-2	TG 1-3	TG 2-3	TG 2-4	TG 2-5	TG 3-4	TG 3-5	TG 4-6	TG 2G	TG 2+	TG 3+	TG 4+	TG 5+	TG 6+	TG 7+
1452	CA Brown (R)	Club Almagro	Ma	22:00	4.40	2.10	1.42	2.35	1.52	2.15	1.40	1.25	2.25	1.80	2.70	4.15	1.13	1.65	2.45	3.70	7.25	16.0
					PR 0-1	PR 2-3	PR 1+	PR 2+	±H	H 1	H X	H 2	W1	W2	Wp1	Wp2	>II	I=II	I<II	PsF 1	PsF X	PsF 2
1452	CA Brown (R)	Club Almagro	Ma	22:00	-	-	-	-	-1.0	2.40	3.50	2.06	1.16	3.47	-	-	-	-	-	-	-	-

Argentina - Campeonato De Reserva De Primera Div.

Cod	Gazde	Oaspeti	Zi	Ora	1	X	2	1X	X2	12	PR1	PRX	PR2	PR 1X	PR X2	PR 12	DR1	DRX	DR2	DR 1X	DR X2	DR 12
1453	CA Tigre (R)	Defensa Y Jus	Ma	14:00	1.65	3.50	4.56	1.12	1.98	1.21	-	-	-	-	-	-	-	-	-	-	-	-
1457	CA Union Sant	Arsenal (R)	Ma	22:00	1.40	4.50	5.73	1.07	2.52	1.12	-	-	-	-	-	-	-	-	-	-	-	-
					TG 0-1	TG 0-2	TG 0-3	TG 1-2	TG 1-3	TG 2-3	TG 2-4	TG 2-5	TG 3-4	TG 3-5	TG 4-6	TG 2G	TG 2+	TG 3+	TG 4+	TG 5+	TG 6+	TG 7+
1453	CA Tigre (R)	Defensa Y Jus	Ma	14:00	3.60	1.85	1.35	1.90	1.45	2.10	1.38	1.28	2.40	2.05	2.90	3.60	1.20	1.85	2.70	3.90	8.25	22.0
1457	CA Union Sant	Arsenal (R)	Ma	22:00	4.50	2.20	1.42	2.45	1.55	2.15	1.42	1.25	2.25	1.75	2.70	4.25	1.13	1.60	2.45	3.60	7.00	15.0
					PR 0-1	PR 2-3	PR 1+	PR 2+	±H	H 1	H X	H 2	W1	W2	Wp1	Wp2	>II	I=II	I<II	PsF 1	PsF X	PsF 2
1453	CA Tigre (R)	Defensa Y Jus	Ma	14:00	-	-	-	-	-1.0	2.55	3.45	1.98	1.18	3.26	-	-	-	-	-	-	-	-
1457	CA Union Sant	Arsenal (R)	Ma	22:00	-	-	-	-	-1.0	2.00	3.60	2.52	1.09	4.46	-	-	-	-	-	-	-	-

Panama - Reserve League

Cod	Gazde	Oaspeti	Zi	Ora	1	X	2	1X	X2	12	PR1	PRX	PR2	PR 1X	PR X2	PR 12	DR1	DRX	DR2	DR 1X	DR X2	DR 12
2638	Santa Gema (R)	San Francisco	Ma	23:59	3.90	3.75	1.70	1.90	1.15	1.20	-	-	-	-	-	-	-	-	-	-	-	-
					TG 0-1	TG 0-2	TG 0-3	TG 1-2	TG 1-3	TG 2-3	TG 2-4	TG 2-5	TG 3-4	TG 3-5	TG 4-6	TG 2G	TG 2+	TG 3+	TG 4+	TG 5+	TG 6+	TG 7+
2638	Santa Gema (R)	San Francisco	Ma	23:59	4.40	2.10	1.42	2.35	1.52	2.15	1.40	1.25	2.25	1.80	2.70	4.15	1.13	1.65	2.45	3.70	7.25	16.0
					PR 0-1	PR 2-3	PR 1+	PR 2+	±H	H 1	H X	H 2	W1	W2	Wp1	Wp2	>II	I=II	I<II	PsF 1	PsF X	PsF 2
2638	Santa Gema (R)	San Francisco	Ma	23:59	-	-	-	-	1.0	1.91	3.45	2.91	2.85	1.25	-	-	-	-	-	-	-	-

Uruguay - Primera Division Reserve League

Cod	Gazde	Oaspeti	Zi	Ora	1	X	2	1X	X2	12	PR1	PRX	PR2	PR 1X	PR X2	PR 12	DR1	DRX	DR2	DR 1X	DR X2	DR 12
2227	Liverpool M.	Boston River	Ma	14:00	1.55	4.00	4.63	1.12	2.15	1.16	-	-	-	-	-	-	-	-	-	-	-	-
					TG 0-1	TG 0-2	TG 0-3	TG 1-2	TG 1-3	TG 2-3	TG 2-4	TG 2-5	TG 3-4	TG 3-5	TG 4-6	TG 2G	TG 2+	TG 3+	TG 4+	TG 5+	TG 6+	TG 7+
2227	Liverpool M.	Boston River	Ma	14:00	6.00	2.55	1.57	2.80	1.80	2.20	1.45	1.20	2.15	1.65	2.35	4.55	1.07	1.45	2.10	3.25	5.50	10.0

Uruguay - Primera Division Reserve League

			PR	PR	PR	PR	±H	H 1	H X	H 2	W1	W2	Wp1	Wp2	I>I	I=I	I<I	PsF 1	PsF X	PsF 2	
			0-1	2-3	1+	2+															
2227	Liverpool M.	Boston River	Ma 14:00	-	-	-	-	-1.0	2.40	3.50	2.15	1.16	3.47	-	-	-	-	-	-	-	-

Egipt - Premier League

Cod	Gazde	Oaspeti	Zi	Ora	Final					Prima repriză					A doua repriză							
					1	X	2	1X	X2	12	PR1	PRX	PR2	PR	PR	PR	DR1	DRX	DR2	DR	DR	DR
			TG	TG	TG	TG	TG	TG	TG	TG	TG	TG	TG	TG	TG	TG	TG	TG	TG	TG		
			0-1	0-2	0-3	1-2	1-3	2-3	2-4	2-5	3-4	3-5	4-6	2G	2+	3+	4+	5+	6+	7+		
1411	Tanta	EL Raja Matru	Ma 14:30	1.85	3.20	3.85	1.15	1.75	1.25	2.45	1.95	5.20	1.04	1.35	1.59	2.15	2.40	4.15	1.15	1.50	1.40	
1414	EL Daklyeh	Al-Mokawloon	Ma 17:00	2.70	2.80	2.60	1.38	1.35	1.33	3.80	1.85	3.20	1.19	1.12	1.67	3.04	2.25	2.85	1.29	1.25	1.47	
1415	El-Entag	AL Asyooti Sp	Ma 17:00	2.15	2.75	3.60	1.20	1.55	1.35	2.80	1.87	4.50	1.07	1.26	1.65	2.45	2.35	3.45	1.18	1.40	1.43	
1417	Wadi D.	Talaea EL G.	Ma 19:30	2.50	2.80	2.85	1.30	1.40	1.35	3.15	1.85	3.90	1.11	1.20	1.67	2.80	2.25	3.10	1.25	1.30	1.45	
			Total goluri																			
			PR	PR	PR	PR	PR	DR	DR	DR	DR	DR	DR	DR	I>I	I=I	I<I	PsF 1	PsF X	PsF 2		
			0-1	2-3	1+	2+	3+	4+	0-1	2-3	1+	2+	3+	4+								
1411	Tanta	EL Raja Matru	Ma 14:30	2.80	1.55	1.17	1.80	1.35	2.00	1.58	1.42	2.85	2.45	4.70	3.10	1.32	2.30	4.40	10.0	15.0	46.0	
1414	EL Daklyeh	Al-Mokawloon	Ma 17:00	2.25	1.45	1.14	1.60	1.30	2.00	1.65	1.47	3.05	2.75	5.20	3.10	1.37	2.50	5.05	11.0	17.0	50.0	
1415	El-Entag	AL Asyooti Sp	Ma 17:00	2.25	1.45	1.14	1.60	1.30	2.00	1.65	1.47	3.05	2.75	5.20	3.10	1.37	2.50	5.05	11.0	17.0	50.0	
1417	Wadi D.	Talaea EL G.	Ma 19:30	2.25	1.45	1.14	1.60	1.30	2.00	1.65	1.47	3.05	2.75	5.20	3.10	1.37	2.50	5.05	11.0	17.0	50.0	
			Total goluri prima repriză					Total goluri a doua repriză					Mai multe goluri			Pauză sau Final						
1411	Tanta	EL Raja Matru	Ma 14:30	1.29	3.55	1.54	3.35	9.00	26.0	1.45	2.75	1.31	2.50	6.25	21.0	2.95	3.35	2.00	1.60	1.55	3.35	
1414	EL Daklyeh	Al-Mokawloon	Ma 17:00	1.23	3.90	1.60	3.70	11.3	32.0	1.38	3.00	1.35	2.70	7.00	26.0	3.15	3.20	1.95	2.20	1.45	2.10	
1415	El-Entag	AL Asyooti Sp	Ma 17:00	1.23	3.90	1.60	3.70	11.3	32.0	1.38	3.00	1.35	2.70	7.00	26.0	3.15	3.20	1.95	1.85	1.45	3.20	
1417	Wadi D.	Talaea EL G.	Ma 19:30	1.23	3.90	1.60	3.70	11.3	32.0	1.38	3.00	1.35	2.70	7.00	26.0	3.15	3.20	1.95	2.10	1.45	2.30	
			Pauză - Final					Marchează														
			1-1	1-X	1-2	X-1	X-X	X-2	2-1	2-X	2-2	GM	OM	GN	ON	GG	NG	GG3 +	GM- PR1+	OM- PR1+		
1411	Tanta	EL Raja Matru	Ma 14:30	3.10	16.5	33.0	4.80	5.50	7.50	26.0	16.5	6.50	1.22	1.65	3.40	2.00	2.10	1.65	2.75	1.80	2.70	
1414	EL Daklyeh	Al-Mokawloon	Ma 17:00	5.00	15.0	28.0	5.75	4.20	5.70	28.0	15.0	4.85	1.45	1.40	2.40	2.50	2.10	1.65	2.90	2.40	2.20	
1415	El-Entag	AL Asyooti Sp	Ma 17:00	3.60	15.5	30.0	5.30	4.30	6.00	28.0	16.0	7.00	1.32	1.60	3.00	2.10	2.20	1.60	3.00	2.20	2.75	
1417	Wadi D.	Talaea EL G.	Ma 19:30	4.70	15.0	28.0	5.60	4.20	5.75	28.0	15.0	5.25	1.40	1.45	2.50	2.40	2.10	1.65	2.90	2.20	2.30	
			Scor corect (Final)										Scor corect (Prima repriză)									
			1:0	2:0	2:1	3:0	0:0	1:1	2:2	0:1	0:2	1:2	0:3	pr1:Cpr2:0	pr2:1pr0:0	pr0:1pr0:2	pr1:2					
1411	Tanta	EL Raja Matru	Ma 14:30	6.00	7.00	8.00	17.0	5.36	6.50	17.0	10.0	20.0	15.0	50.0	3.40	9.00	21.0	2.40	5.67	26.0	41.0	
1414	EL Daklyeh	Al-Mokawloon	Ma 17:00	8.50	12.0	10.0	35.0	4.95	6.00	17.0	7.50	10.0	9.00	25.0	4.33	15.0	31.0	2.20	4.00	15.0	31.0	
1415	El-Entag	AL Asyooti Sp	Ma 17:00	6.50	8.50	8.50	19.0	5.20	6.00	17.0	9.00	15.0	13.0	50.0	3.75	11.0	26.0	2.20	5.00	21.0	31.0	
1417	Wadi D.	Talaea EL G.	Ma 19:30	7.00	10.0	9.00	25.0	4.84	6.00	17.0	8.50	12.0	10.0	35.0	4.00	13.0	26.0	2.20	4.50	17.0	31.0	
			Winner (final)		Winner (pauză)		Handicap			Primul gol		Victorie dublă		Marchează în ambele reprize								
			W1	W2	Wp1	Wp2	±H	H 1	H X	H 2	PG 1	PG 2	VD	VD	1D	2D	1N	2N	1D	2D	1N	2N
1411	Tanta	EL Raja Matru	Ma 14:30	1.27	2.65	1.39	2.94	-1.0	3.35	3.50	1.75	-	-	5.27	21.6	3.00	6.00	1.29	1.06	15.0	1.28	
1414	EL Daklyeh	Al-Mokawloon	Ma 17:00	1.75	1.67	2.06	1.73	1.0	1.39	3.80	5.33	-	-	11.6	9.12	4.67	4.50	1.11	1.12	20.0	1.16	
1415	El-Entag	AL Asyooti Sp	Ma 17:00	1.37	2.29	1.53	2.46	-1.0	4.15	3.55	1.55	-	-	6.75	15.5	3.80	5.67	1.18	1.07	20.0	1.22	
1417	Wadi D.	Talaea EL G.	Ma 19:30	1.61	1.83	1.70	2.11	-1.0	5.10	3.80	1.40	-	-	8.82	12.1	4.50	4.75	1.12	1.11	17.8	1.16	
			Combinatii Winner																			
			1&	1&	1&	1&	1&	1/1&	1&Pr	1/1&	1&G	Pr2+	Pr1+	2&	2&	2&	2&	2&	2/2&	2&Pr		
			1-2	3+	1-3	4+	2-3	3+	2+	Pr2+	G	&Dr1	&Dr2	1-2	3+	1-3	4+	2-3	3+	2+		
1411	Tanta	EL Raja Matru	Ma 14:30	2.82	3.64	2.12	6.90	3.14	5.84	5.25	8.31	4.50	4.10	3.44	5.87	7.50	4.40	14.4	6.53	15.0	10.9	
1414	EL Daklyeh	Al-Mokawloon	Ma 17:00	3.62	5.71	2.94	11.4	4.53	10.3	8.37	14.8	6.00	4.67	3.86	3.46	5.40	2.81	10.9	4.32	9.94	8.00	
1415	El-Entag	AL Asyooti Sp	Ma 17:00	2.92	4.59	2.37	9.20	3.64	7.38	6.74	10.7	5.15	4.67	3.86	4.88	7.63	3.97	15.4	6.10	10.8	11.3	
1417	Wadi D.	Talaea EL G.	Ma 19:30	3.39	5.34	2.75	10.7	4.24	9.63	7.84	13.9	5.80	4.67	3.86	3.86	6.04	3.14	12.2	4.83	10.8	8.94	

Namibia - Premier League

Cod	Gazde	Oaspeti	Zi	Ora	1	X	2	1X	X2	12	PR1	PRX	PR2	PR	PR	PR	DR1	DRX	DR2	DR	DR	DR
			TG	TG	TG	TG	TG	TG	TG	TG	TG	TG	TG	TG	TG	TG	TG	TG	TG	TG	TG	
			0-1	0-2	0-3	1-2	1-3	2-3	2-4	2-5	3-4	3-5	4-6	2G	2+	3+	4+	5+	6+	7+		
2651	Citizens	Tura Magic	Ma 20:00	2.25	3.50	2.62	1.37	1.50	1.21	-	-	-	-	-	-	-	-	-	-	-	-	-

Bahrain - Premier League

			Total goluri																			
			TG 0-1	TG 0-2	TG 0-3	TG 1-2	TG 1-3	TG 2-3	TG 2-4	TG 2-5	TG 3-4	TG 3-5	TG 4-6	TG 2G	TG 2+	TG 3+	TG 4+	TG 5+	TG 6+	TG 7+		
1594	Al-Shabbab	East Riffa	Ma 17:15	3.30	1.80	1.27	2.05	1.45	2.07	1.48	1.31	2.45	2.05	3.70	3.55	1.20	1.90	3.40	6.70	12.0	36.0	
1593	AL Ittihad Bh	Al-Ahli	Ma 19:30	4.00	2.00	1.40	2.30	1.55	2.20	1.44	1.28	2.25	1.90	3.25	3.80	1.15	1.70	2.70	4.80	8.50	23.0	
			Total goluri prima repriză							Total goluri a doua repriză							Mai multe goluri			Pauză sau Final		
			PR 0-1	PR 2-3	PR 1+	PR 2+	PR 3+	PR 4+	DR 0-1	DR 2-3	DR 1+	DR 2+	DR 3+	DR 4+	I>II	I=II	I<II	PsF 1	PsF X	PsF 2		
1594	Al-Shabbab	East Riffa	Ma 17:15	1.38	3.05	1.40	2.80	7.50	15.0	1.60	2.45	1.18	2.10	4.75	11.0	3.15	3.20	1.95	1.87	1.80	2.30	
1593	AL Ittihad Bh	Al-Ahli	Ma 19:30	1.49	2.75	1.30	2.50	6.85	11.0	1.73	2.25	1.15	1.95	3.90	7.50	3.15	3.20	1.95	1.82	1.90	2.25	
			Pauză - Final							Marchează												
			1-1	1-X	1-2	X-1	X-X	X-2	2-1	2-X	2-2	GM	OM	GN	ON	GG	NG	GG3	GM+	OM+		
1594	Al-Shabbab	East Riffa	Ma 17:15	3.75	15.5	29.0	5.40	4.75	5.90	28.0	16.0	5.00	1.25	1.33	3.20	2.80	1.70	2.00	2.20	2.00	2.20	
1593	AL Ittihad Bh	Al-Ahli	Ma 19:30	3.65	15.5	30.0	5.40	4.75	6.00	28.0	16.0	5.10	1.20	1.25	3.50	3.20	1.55	2.30	1.95	1.70	2.10	
			Winner (final)			Winner (pauză)			Handicap			Primul gol		Victorie dublă		Marchează în ambele reprize						
			W1	W2	Wp1	Wp2	±H	H 1	H X	H 2	PG 1	PG 2	VD 11	VD 22	1D	2D	1N	2N	1D 2D	1N 2N		
1594	Al-Shabbab	East Riffa	Ma 17:15	1.56	1.94	1.68	2.16	-1.0	4.00	3.65	1.50	-	-	-	-	-	-	-	-	-		
1593	AL Ittihad Bh	Al-Ahli	Ma 19:30	1.52	1.97	1.68	2.15	-1.0	4.00	3.60	1.52	-	-	-	-	-	-	-	-	-		

India - Goa league

Cod	Gazde	Oaspeti	Zi	Ora	1	X	2	1X	X2	12	PR1	PRX	PR2	PR 1X	PR 1X2	PR 12	DR1	DRX	DR2	DR 1X	DR 1X2	DR 12
2125	SCC Cavelossi	FC Goa	Ma	12:30	4.40	3.60	1.65	1.98	1.13	1.20	-	-	-	-	-	-	-	-	-	-	-	-
2125	SCC Cavelossi	FC Goa	Ma	12:30	3.50	1.70	1.32	1.80	1.41	2.05	1.40	1.30	2.50	2.25	3.05	3.40	1.22	2.00	2.80	4.15	9.00	25.0
2125	SCC Cavelossi	FC Goa	Ma	12:30	-	-	-	-	1.0	1.98	3.45	2.55	3.18	1.19	-	-	-	-	-	-	-	-

India - I-League

			Final							Prima repriză							A doua repriză					
			1	X	2	1X	X2	12	PR1	PRX	PR2	PR 1X	PR 1X2	PR 12	DR1	DRX	DR2	DR 1X	DR 1X2	DR 12		
1595	Minerva FC	Gokulam Keral	Ma 10:30	1.65	3.40	4.75	1.10	2.00	1.20	2.20	2.05	5.80	1.01	1.45	1.53	1.90	2.55	4.85	1.10	1.65	1.35	
			Total goluri																			
			TG 0-1	TG 0-2	TG 0-3	TG 1-2	TG 1-3	TG 2-3	TG 2-4	TG 2-5	TG 3-4	TG 3-5	TG 4-6	TG 2G	TG 2+	TG 3+	TG 4+	TG 5+	TG 6+	TG 7+		
1595	Minerva FC	Gokulam Keral	Ma 10:30	2.90	1.60	1.18	1.85	1.35	2.00	1.56	1.40	2.75	2.40	4.40	3.20	1.30	2.20	4.00	8.00	12.0	30.0	
			Total goluri prima repriză							Total goluri a doua repriză							Mai multe goluri			Pauză sau Final		
			PR 0-1	PR 2-3	PR 1+	PR 2+	PR 3+	PR 4+	DR 0-1	DR 2-3	DR 1+	DR 2+	DR 3+	DR 4+	I>II	I=II	I<II	PsF 1	PsF X	PsF 2		
1595	Minerva FC	Gokulam Keral	Ma 10:30	1.30	3.40	1.51	3.20	9.20	23.0	1.50	2.70	1.29	2.40	6.00	17.0	2.95	3.35	2.00	1.51	1.67	3.53	
			Pauză - Final							Marchează												
			1-1	1-X	1-2	X-1	X-X	X-2	2-1	2-X	2-2	GM	OM	GN	ON	GG	NG	GG3	GM+	OM+		
1595	Minerva FC	Gokulam Keral	Ma 10:30	2.50	17.0	35.0	4.50	5.50	10.5	25.0	17.0	10.0	1.18	1.75	4.00	1.95	2.10	1.65	2.60	1.70	2.90	
			Scor corect (Final)										Scor corect (Prima repriză)									
			1:0	2:0	2:1	3:0	0:0	1:1	2:2	0:1	0:2	1:2	0:3	pr1:0	pr2:0	pr0:0	pr0:1	pr0:2	pr1:2			
1595	Minerva FC	Gokulam Keral	Ma 10:30	6.00	6.50	7.50	14.0	5.70	7.00	19.0	12.0	24.0	21.0	80.0	3.25	8.00	21.0	2.45	6.33	31.0	41.0	
			Winner (final)			Winner (pauză)			Handicap			Primul gol		Victorie dublă		Marchează în ambele reprize						
			W1	W2	Wp1	Wp2	±H	H 1	H X	H 2	PG 1	PG 2	VD 11	VD 22	1D	2D	1N	2N	1D 2D	1N 2N		
1595	Minerva FC	Gokulam Keral	Ma 10:30	1.16	3.35	1.30	3.43	-1.0	2.75	3.45	2.00	-	-	4.18	28.1	2.65	7.50	1.36	1.02	16.6	1.30	

India - I-League

			Combinajii Winner																		
			1& 1-2	1& 3+	1& 1-3	1& 4+	1& 2-3	1/1& 3+	1&Pr 2+	1/1& Pr2+	1&G G	Pr2+ &Dr1	Pr1+ &Dr2	2& 1-2	2& 3+	2& 1-3	2& 4+	2& 2-3	2/2& 3+	2&Pr 2+	
1595	Minerva FC	Gokulam Keral	Ma 10:30	2.59	3.10	1.89	5.80	2.80	4.51	4.47	6.40	4.00	3.86	3.24	7.45	8.86	5.43	16.7	8.05	18.0	12.9

Qatar - Reserve League

Cod	Gazde	Oaspeti	Zi Ora	1	X	2	1X	X2	12	PR1	PRX	PR2	PR 1X	PR X2	PR 12	DR1	DRX	DR2	DR 1X	DR X2	DR 12
2626	Al Garrafa (R)	Al Rayyan (R)	Ma 17:00	2.00	4.75	2.50	1.41	1.64	1.11	-	-	-	-	-	-	-	-	-	-	-	-
2627	Al Khor (R)	Al Kharitiyat	Ma 17:00	1.70	5.00	3.10	1.27	1.91	1.10	-	-	-	-	-	-	-	-	-	-	-	-
2628	Al Saliya (R)	Qatar SC (R)	Ma 17:00	2.10	5.50	2.20	1.50	1.60	1.10	-	-	-	-	-	-	-	-	-	-	-	-
				TG 0-1	TG 0-2	TG 0-3	TG 1-2	TG 1-3	TG 2-3	TG 2-4	TG 2-5	TG 3-4	TG 3-5	TG 4-6	TG 2G	TG 2+	TG 3+	TG 4+	TG 5+	TG 6+	TG 7+
2626	Al Garrafa (R)	Al Rayyan (R)	Ma 17:00	-	4.50	-	-	-	-	-	-	-	-	-	-	-	1.20	-	-	-	-
2627	Al Khor (R)	Al Kharitiyat	Ma 17:00	-	5.25	-	-	-	-	-	-	-	-	-	-	-	1.15	-	-	-	-
2628	Al Saliya (R)	Qatar SC (R)	Ma 17:00	-	5.25	-	-	-	-	-	-	-	-	-	-	-	1.15	-	-	-	-
				PR 0-1	PR 2-3	PR 1+	PR 2+	±H	H 1	H X	H 2	W1	W2	Wp1	Wp2	>I	I=I	I<I	Psf 1	Psf X	Psf 2
2626	Al Garrafa (R)	Al Rayyan (R)	Ma 17:00	-	-	-	-	-1.0	3.80	3.55	1.64	1.60	2.00	-	-	-	-	-	-	-	-
2627	Al Khor (R)	Al Kharitiyat	Ma 17:00	-	-	-	-	-1.0	2.91	3.45	1.91	1.35	2.50	-	-	-	-	-	-	-	-
2628	Al Saliya (R)	Qatar SC (R)	Ma 17:00	-	-	-	-	-1.0	3.30	3.55	1.60	1.70	1.80	-	-	-	-	-	-	-	-

Germania Amatori - Landespokal Mittelrhein

Cod	Gazde	Oaspeti	Zi Ora	1	X	2	1X	X2	12	PR1	PRX	PR2	PR 1X	PR X2	PR 12	DR1	DRX	DR2	DR 1X	DR X2	DR 12
2023	FC 1910 Germa	FC Koln	Ma 20:00	10.7	8.00	1.12	4.58	-	1.01	-	-	-	-	-	-	-	-	-	-	-	-
2024	FV Bonn-E.	Euskirchener	Ma 20:00	7.73	5.50	1.25	3.21	1.02	1.08	-	-	-	-	-	-	-	-	-	-	-	-
				TG 0-1	TG 0-2	TG 0-3	TG 1-2	TG 1-3	TG 2-3	TG 2-4	TG 2-5	TG 3-4	TG 3-5	TG 4-6	TG 2G	TG 2+	TG 3+	TG 4+	TG 5+	TG 6+	TG 7+
2023	FC 1910 Germa	FC Koln	Ma 20:00	10.0	3.50	2.25	3.50	2.60	2.90	1.55	1.30	2.05	1.48	1.80	5.30	1.02	1.25	1.50	2.00	2.75	4.00
2024	FV Bonn-E.	Euskirchener	Ma 20:00	9.50	3.20	2.05	3.40	2.45	2.80	1.55	1.28	2.07	1.50	1.85	5.20	1.02	1.30	1.60	2.20	3.00	5.00
				PR 0-1	PR 2-3	PR 1+	PR 2+	±H	H 1	H X	H 2	W1	W2	Wp1	Wp2	>I	I=I	I<I	Psf 1	Psf X	Psf 2
2023	FC 1910 Germa	FC Koln	Ma 20:00	-	-	-	-	1.0	4.58	4.20	1.40	9.38	-	-	-	-	-	-	-	-	-
2024	FV Bonn-E.	Euskirchener	Ma 20:00	-	-	-	-	1.0	3.21	3.80	1.68	6.32	1.02	-	-	-	-	-	-	-	-

Cupa Sudamericana, Runda 1

Cod	Gazde	Oaspeti	Zi Ora	Final							Prima repriză							A doua repriză						
				1	X	2	1X	X2	12	PR1	PRX	PR2	PR 1X	PR X2	PR 12	DR1	DRX	DR2	DR 1X	DR X2	DR 12			
1389	Sport Rosario	CA Cerro	Mi 00:15	1.60	3.40	6.15	1.10	2.20	1.25	2.17	2.05	6.00	1.04	1.54	1.61	1.85	2.60	5.05	1.10	1.70	1.35			
1390	Barcelona SC	General Diaz	Mi 02:30	1.45	3.70	8.25	1.03	2.55	1.25	2.00	2.05	8.00	-	1.64	1.61	1.70	2.70	6.05	1.05	1.85	1.30			
				Total goluri																				
				TG 0-1	TG 0-2	TG 0-3	TG 1-2	TG 1-3	TG 2-3	TG 2-4	TG 2-5	TG 3-4	TG 3-5	TG 4-6	TG 2G	TG 2+	TG 3+	TG 4+	TG 5+	TG 6+	TG 7+			
1389	Sport Rosario	CA Cerro	Mi 00:15	2.90	1.60	1.18	1.85	1.35	2.00	1.56	1.40	2.75	2.40	4.40	3.20	1.30	2.20	4.15	8.70	14.0	44.0			
1390	Barcelona SC	General Diaz	Mi 02:30	2.80	1.55	1.17	1.80	1.35	2.00	1.58	1.42	2.85	2.45	4.70	3.10	1.32	2.30	4.40	10.0	15.0	46.0			
				Total goluri prima repriză							Total goluri a doua repriză							Mai multe goluri			Pauză sau Final			
				PR 0-1	PR 2-3	PR 1+	PR 2+	PR 3+	PR 4+	DR 0-1	DR 2-3	DR 1+	DR 2+	DR 3+	DR 4+	>I	I=I	I<I	Psf 1	Psf X	Psf 2			
1389	Sport Rosario	CA Cerro	Mi 00:15	1.30	3.40	1.51	3.20	9.20	23.0	1.50	2.70	1.29	2.40	6.00	17.0	2.95	3.35	2.00	1.45	1.75	4.00			
1390	Barcelona SC	General Diaz	Mi 02:30	1.29	3.55	1.54	3.35	9.00	26.0	1.45	2.75	1.31	2.50	6.25	21.0	2.85	3.40	2.05	1.35	1.80	5.50			
				Pauză - Final							Marchează													
				1-1	1-X	1-2	X-1	X-X	X-2	2-1	2-X	2-2	GM	OM	GN	ON	GG	NG	GG3	GM+	OM-PR1+	OM-PR1+		
1389	Sport Rosario	CA Cerro	Mi 00:15	2.40	17.0	35.0	4.50	5.75	11.0	25.0	17.0	12.0	1.15	1.75	4.00	1.85	2.20	1.60	2.60	1.70	3.00			
1390	Barcelona SC	General Diaz	Mi 02:30	2.10	17.0	45.0	4.40	5.75	16.0	28.0	17.5	18.0	1.12	2.10	4.50	1.60	2.50	1.45	2.80	1.65	3.50			
				Scor corect (Final)							Scor corect (Prima repriză)													
				1:0	2:0	2:1	3:0	0:0	1:1	2:2	0:1	0:2	1:2	0:3	pr1:0	pr2:0	pr2:1	pr0:0	pr0:1	pr0:2	pr1:2			
1389	Sport Rosario	CA Cerro	Mi 00:15	6.00	6.50	7.50	13.0	5.82	7.00	19.0	12.0	30.0	21.0	80.0	3.15	7.50	21.0	2.45	6.50	31.0	41.0			

Cupa Sudamericana, Runda 1

				Scor corect (Final)										Scor corect (Prima repriză)							
				1:0	2:0	2:1	3:0	0:0	1:1	2:2	0:1	0:2	1:2	0:3	pr1:Cpr2:0	pr2:1pr0:0	pr0:1pr0:2	pr1:2			
				1:0	2:0	2:1	3:0	0:0	1:1	2:2	0:1	0:2	1:2	0:3	pr1:Cpr2:0	pr2:1pr0:0	pr0:1pr0:2	pr1:2			
1390 Barcelona SC	General Diaz	Mi	02:30	6.50	6.00	8.00	10.0	5.30	8.00	21.0	15.0	35.0	25.0	100	2.90	6.50	21.0	2.40	8.00	51.0	71.0
				Winner (final)		Winner (pauză)		Handicap			Primul gol		Victorie dublă		Marchează în ambele reprize						
				W1	W2	Wp1	Wp2	±H	H 1	H X	H 2	PG 1	PG 2	VD 11	VD 22	1D	2D	1N	2N	1D 2D	1N 2N
1389 Sport Rosario	CA Cerro	Mi	00:15	1.13	4.34	1.28	3.54	-1.0	2.60	3.50	2.20	-	-	4.01	30.3	2.60	7.50	1.38	1.02	16.3	1.32
1390 Barcelona SC	General Diaz	Mi	02:30	1.06	6.02	1.18	4.72	-1.0	2.15	3.50	2.55	-	-	3.40	48.4	2.45	11.0	1.42	1.01	22.5	1.45
				Combinajii Winner																	
				1& 1-2	1& 3+	1& 1-3	1& 4+	1& 2-3	1/1& 3+	1&Pr 2+	1/1& Pr2+	1&G G	Pr2+ &Dr1+	Pr1+ &Dr2+	2& 1-2	2& 3+	2& 1-3	2& 4+	2& 2-3	2/2& 3+	2&Pr 2+
1389 Sport Rosario	CA Cerro	Mi	00:15	2.51	3.01	1.83	5.63	2.71	4.33	4.34	6.14	4.00	3.86	3.24	9.64	11.5	7.04	21.6	10.4	23.0	18.0
1390 Barcelona SC	General Diaz	Mi	02:30	2.21	2.85	1.66	5.41	2.46	3.96	4.12	5.63	3.70	4.10	3.44	12.6	16.1	9.44	30.8	14.0	35.0	25.0

Cupa Libertadores

Cod	Gazde	Oaspeti	Zi	Ora	Final							Prima repriză						A doua repriză					
					1	X	2	1X	X2	12	PR1	PRX	PR2	PR 1X	PR X2	PR 12	DR1	DRX	DR2	DR 1X	DR X2	DR 12	
					1	X	2	1X	X2	12	PR1	PRX	PR2	PR 1X	PR X2	PR 12	DR1	DRX	DR2	DR 1X	DR X2	DR 12	
1393 Independiente	Santiago Wand	Mi	02:30	1.40	4.00	8.55	1.03	2.75	1.20	1.90	2.17	8.00	-	1.72	1.54	1.65	2.80	6.25	1.05	1.95	1.30		
				Total goluri																			
				TG 0-1	TG 0-2	TG 0-3	TG 1-2	TG 1-3	TG 2-3	TG 2-4	TG 2-5	TG 3-4	TG 3-5	TG 4-6	TG 2G	TG 2+	TG 3+	TG 4+	TG 5+	TG 6+	TG 7+		
1393 Independiente	Santiago Wand	Mi	02:30	3.10	1.70	1.23	1.95	1.40	2.05	1.52	1.37	2.55	2.15	4.00	3.40	1.25	2.00	3.75	7.80	12.0	40.0		
				Total goluri prima repriză					Total goluri a doua repriză					Mai multe goluri			Pauză sau Final						
				PR 0-1	PR 2-3	PR 1+	PR 2+	PR 3+	PR 4+	DR 0-1	DR 2-3	DR 1+	DR 2+	DR 3+	DR 4+	I>II	I=II	I<II	PsF 1	PsF X	PsF 2		
1393 Independiente	Santiago Wand	Mi	02:30	1.34	3.20	1.43	3.05	8.35	18.0	1.55	2.55	1.21	2.20	5.25	17.0	2.85	3.40	2.05	1.33	1.90	5.50		
				Pauză - Final						Marchează													
				1-1	1-X	1-2	X-1	X-X	X-2	2-1	2-X	2-2	GM	OM	GN	ON	GG	NG	GG3 +	GM- PR1+	OM- PR1+		
1393 Independiente	Santiago Wand	Mi	02:30	2.00	17.0	50.0	4.30	6.00	17.0	28.0	18.0	16.0	1.10	2.00	5.00	1.65	2.30	1.55	2.70	1.50	3.50		
				Scor corect (Final)										Scor corect (Prima repriză)									
				1:0	2:0	2:1	3:0	0:0	1:1	2:2	0:1	0:2	1:2	0:3	pr1:Cpr2:0	pr2:1pr0:0	pr0:1pr0:2	pr1:2					
1393 Independiente	Santiago Wand	Mi	02:30	6.50	6.00	8.50	10.0	6.48	8.50	24.0	15.0	37.0	25.0	100	2.90	6.00	21.0	2.60	8.50	51.0	51.0		
				Winner (final)		Winner (pauză)		Handicap			Primul gol		Victorie dublă		Marchează în ambele reprize								
				W1	W2	Wp1	Wp2	±H	H 1	H X	H 2	PG 1	PG 2	VD 11	VD 22	1D	2D	1N	2N	1D 2D	1N 2N		
1393 Independiente	Santiago Wand	Mi	02:30	1.05	6.41	1.17	4.92	-1.0	2.00	3.60	2.75	-	-	3.14	50.0	2.20	10.0	1.52	1.01	20.0	1.55		
				Combinajii Winner																			
				1& 1-2	1& 3+	1& 1-3	1& 4+	1& 2-3	1/1& 3+	1&Pr 2+	1/1& Pr2+	1&G G	Pr2+ &Dr1+	Pr1+ &Dr2+	2& 1-2	2& 3+	2& 1-3	2& 4+	2& 2-3	2/2& 3+	2&Pr 2+		
1393 Independiente	Santiago Wand	Mi	02:30	2.31	2.39	1.66	4.45	2.43	3.28	3.62	4.88	3.10	3.45	2.81	14.1	15.0	10.1	27.2	14.9	28.0	22.1		

Liga Campionilor CONCACAF, Optimi de finala

Cod	Gazde	Oaspeti	Zi	Ora	Final							Prima repriză						A doua repriză					
					1	X	2	1X	X2	12	PR1	PRX	PR2	PR 1X	PR X2	PR 12	DR1	DRX	DR2	DR 1X	DR X2	DR 12	
					1	X	2	1X	X2	12	PR1	PRX	PR2	PR 1X	PR X2	PR 12	DR1	DRX	DR2	DR 1X	DR X2	DR 12	
2808 Herediano	Uan Tigres	Mi	03:00	2.75	2.90	2.70	1.46	1.44	1.35	3.80	1.90	3.20	1.24	1.16	1.70	3.05	2.25	2.85	1.30	1.25	1.45		
2809 Colorado Rapi	Toronto FC	Mi	05:00	3.80	3.25	1.95	1.75	1.22	1.29	4.10	2.05	2.60	1.37	1.14	1.61	3.79	2.35	2.30	1.45	1.16	1.43		
				Total goluri																			
				TG 0-1	TG 0-2	TG 0-3	TG 1-2	TG 1-3	TG 2-3	TG 2-4	TG 2-5	TG 3-4	TG 3-5	TG 4-6	TG 2G	TG 2+	TG 3+	TG 4+	TG 5+	TG 6+	TG 7+		
2808 Herediano	Uan Tigres	Mi	03:00	2.50	1.45	1.14	1.60	1.30	2.00	1.65	1.47	3.05	2.75	5.20	3.10	1.37	2.60	5.05	11.0	17.0	50.0		
2809 Colorado Rapi	Toronto FC	Mi	05:00	3.20	1.75	1.25	2.00	1.42	2.07	1.50	1.35	2.50	2.10	3.85	3.50	1.23	1.95	3.50	7.00	11.0	38.0		

Liga Campionilor CONCACAF, Optimi de finala

				Total goluri prima repriză							Total goluri a doua repriză							Mai multe goluri			Pauză sau Final	
				PR 0-1	PR 2-3	PR 1+	PR 2+	PR 3+	PR 4+	DR 0-1	DR 2-3	DR 1+	DR 2+	DR 3+	DR 4+	I>II	I=II	I<II	P sF 1	P sF X	P sF 2	
				0-1	2-3	1+	2+	3+	4+	0-1	2-3	1+	2+	3+	4+	I>II	I=II	I<II	P sF 1	P sF X	P sF 2	
2808	Herediano	Uanl Tigres	Mi 03:00	1.23	3.90	1.60	3.70	11.3	32.0	1.38	3.00	1.35	2.70	7.00	26.0	3.15	3.20	1.95	2.40	1.50	2.10	
2809	Colorado Rapi	Toronto FC	Mi 05:00	1.35	3.10	1.41	2.90	8.20	16.0	1.58	2.50	1.20	2.15	4.75	13.0	3.15	3.20	1.95	3.00	1.75	1.70	
				Pauză - Final							Marchează											
				1-1	1-X	1-2	X-1	X-X	X-2	2-1	2-X	2-2	GM	OM	GN	ON	GG	NG	GG3	GM-	OM-	
2808	Herediano	Uanl Tigres	Mi 03:00	5.25	15.0	28.0	5.75	4.65	5.70	28.0	15.0	5.10	1.45	1.40	2.40	2.50	2.20	1.60	2.90	2.45	2.35	
2809	Colorado Rapi	Toronto FC	Mi 05:00	5.70	16.5	28.0	6.50	5.00	5.00	32.0	16.0	3.45	1.42	1.22	2.45	3.40	1.75	1.95	2.20	2.70	1.90	
				Scor corect (Final)							Scor corect (Prima repriză)											
				1:0	2:0	2:1	3:0	0:0	1:1	2:2	0:1	0:2	1:2	0:3	pr1:0	pr2:0	pr0:0	pr0:1	pr0:2	pr1:2		
2808	Herediano	Uanl Tigres	Mi 03:00	8.50	12.0	10.0	35.0	4.95	6.00	17.0	7.50	10.0	9.00	25.0	4.33	15.0	31.0	2.20	4.00	15.0	31.0	
2809	Colorado Rapi	Toronto FC	Mi 05:00	9.50	18.0	15.0	50.0	8.51	6.50	17.0	6.50	8.00	8.00	18.0	5.00	17.0	26.0	2.65	3.75	9.50	17.0	
				Winner (final)		Winner (pauză)		Handicap			Primul gol		Victorie dublă		Marchează în ambele reprize							
				W1	W2	Wp1	Wp2	±H	H 1	H X	H 2	PG 1	PG 2	VD 11	VD 22	1D	2D	1N	2N	1D 2D	1N 2N	
2808	Herediano	Uanl Tigres	Mi 03:00	1.90	1.67	2.06	1.73	1.0	1.46	3.80	5.60	-	-	11.5	10.5	4.67	4.50	1.11	1.12	17.5	1.16	
2809	Colorado Rapi	Toronto FC	Mi 05:00	2.53	1.38	2.42	1.54	1.0	1.72	3.55	3.80	-	-	15.5	5.98	5.10	2.90	1.09	1.30	12.3	1.32	
				Combinatii Winner																		
				1& 1-2	1& 3+	1& 1-3	1& 4+	1& 2-3	1/1& 3+	1&Pr 2+	1/1& Pr2+	1&G G	Pr2+ &Dr1	Pr1+ &Dr2	2& 1-2	2& 3+	2& 1-3	2& 4+	2& 2-3	2&Pr 3+	2&Pr 2+	
2808	Herediano	Uanl Tigres	Mi 03:00	3.93	6.20	3.19	12.4	4.92	9.50	9.09	14.8	6.60	4.67	3.86	3.46	5.40	2.81	10.9	4.32	9.30	8.00	
2809	Colorado Rapi	Toronto FC	Mi 05:00	6.19	6.08	4.39	10.8	6.40	9.11	8.97	13.2	7.00	3.25	2.71	3.39	3.31	2.41	5.93	3.51	5.51	4.92	

Brazilia - Copa Verde

Cod	Gazde	Oaspeti	Zi	Ora	1	X	2	1X	X2	12	PR1	PRX	PR2	PR 1X	PR X2	PR 12	DR1	DRX	DR2	DR 1X	DR X2	DR 12
1395	Paysandu PA	Interporto	Mi	00:30	1.30	5.00	7.05	1.03	2.92	1.10	1.73	2.40	8.50	-	1.79	1.37	1.50	3.25	6.70	1.02	2.18	1.22
					TG 0-1	TG 0-2	TG 0-3	TG 1-2	TG 1-3	TG 2-3	TG 2-4	TG 2-5	TG 3-4	TG 3-5	TG 4-6	TG 2G	TG 2+	TG 3+	TG 4+	TG 5+	TG 6+	TG 7+
1395	Paysandu PA	Interporto	Mi	00:30	3.80	1.95	1.35	2.25	1.48	2.15	1.45	1.28	2.30	1.90	3.40	3.80	1.16	1.75	3.00	5.80	8.50	25.0
					PR 0-1	PR 2-3	PR 1+	PR 2+	±H	H 1	H X	H 2	W1	W2	Wp1	Wp2	I>II	I=II	I<II	P sF 1	P sF X	P sF 2
1395	Paysandu PA	Interporto	Mi	00:30	-	-	-	-	-1.0	1.78	3.75	2.93	1.04	5.64	1.14	5.58	2.85	3.40	2.05	1.24	2.07	5.32
					1-1	1-X	1-2	X-1	X-X	X-2	2-1	2-X	2-2	GM	OM	GN	ON	GG	NG	GG3	GM-	OM-
1395	Paysandu PA	Interporto	Mi	00:30	1.85	19.0	50.0	4.30	7.50	19.0	28.0	19.0	14.0	-	-	-	-	-	-	-	-	-

Brazilia - Pernambuco, Serie A1

Cod	Gazde	Oaspeti	Zi	Ora	Final							Prima repriză						A doua repriză					
					1	X	2	1X	X2	12	PR1	PRX	PR2	PR 1X	PR X2	PR 12	DR1	DRX	DR2	DR 1X	DR X2	DR 12	
1396	Nautico PE	Afogados Inga	Mi	01:00	1.60	3.55	5.55	1.10	2.16	1.24	2.05	2.30	5.20	1.06	1.59	1.46	1.85	2.60	5.03	1.08	1.71	1.35	
					Total goluri																		
					TG 0-1	TG 0-2	TG 0-3	TG 1-2	TG 1-3	TG 2-3	TG 2-4	TG 2-5	TG 3-4	TG 3-5	TG 4-6	TG 2G	TG 2+	TG 3+	TG 4+	TG 5+	TG 6+	TG 7+	
1396	Nautico PE	Afogados Inga	Mi	01:00	4.00	2.00	1.40	2.30	1.55	2.20	1.44	1.28	2.25	1.90	3.25	3.80	1.15	1.70	2.70	4.80	8.50	23.0	
					Total goluri prima repriză							Total goluri a doua repriză						Mai multe goluri			Pauză sau Final		
					PR 0-1	PR 2-3	PR 1+	PR 2+	PR 3+	PR 4+	DR 0-1	DR 2-3	DR 1+	DR 2+	DR 3+	DR 4+	I>II	I=II	I<II	P sF 1	P sF X	P sF 2	
1396	Nautico PE	Afogados Inga	Mi	01:00	1.50	2.65	1.28	2.40	6.40	10.0	1.78	2.25	1.15	1.90	3.70	7.00	2.95	3.35	2.00	1.43	2.00	3.80	
					Pauză - Final							Marchează											
					1-1	1-X	1-2	X-1	X-X	X-2	2-1	2-X	2-2	GM	OM	GN	ON	GG	NG	GG3	GM-	OM-	
1396	Nautico PE	Afogados Inga	Mi	01:00	2.42	17.0	35.0	4.50	5.75	11.0	25.0	17.0	10.0	1.10	1.45	5.00	2.40	1.70	2.10	1.90	1.50	2.25	

Brazilia - Pernambuco, Serie A1

				Scor corect (Final)										Scor corect (Prima repriză)							
				1:0	2:0	2:1	3:0	0:0	1:1	2:2	0:1	0:2	1:2	0:3	pr1:C	pr2:0	pr2:1	pr0:0	pr0:1	pr0:2	pr1:2
				Winner (final)	Winner (pauză)	Handicap			Primul gol		Victorie dublă		Marchează în ambele reprize								
W1	W2	Wp1	Wp2	±H	H 1	H X	H 2	PG 1	PG 2	VD 11	VD 22	1D	2D	1N	2N	1D 2D	1N 2N				
1396	Nautico PE	Afogados Inga	Mi 01:00	6.00	6.50	7.50	13.0	12.2	7.00	19.0	12.0	30.0	21.0	80.0	3.50	7.00	15.0	3.10	6.33	21.0	26.0
1396	Nautico PE	Afogados Inga	Mi 01:00	1.15	3.99	1.31	3.33	-1.0	2.50	3.50	2.16	-	-	3.79	26.2	2.40	5.20	1.50	1.10	9.38	1.60
1396	Nautico PE	Afogados Inga	Mi 01:00	3.25	2.26	2.14	3.46	2.98	3.27	3.25	4.65	3.00	2.58	2.17	11.3	7.76	7.43	12.0	10.4	13.5	11.3

Chile - Primera B

Cod	Gazde	Oaspeti	Zi	Ora	Final							Prima repriză						A doua repriză					
					1	X	2	1X	X2	12	PR1	PRX	PR2	PR 1X	PR 2X	PR 12	DR1	DRX	DR2	DR 1X	DR 2X	DR 12	
					TG 0-1	TG 0-2	TG 0-3	TG 1-2	TG 1-3	TG 2-3	TG 2-4	TG 2-5	TG 3-4	TG 3-5	TG 4-6	TG 2G	TG 2+	TG 3+	TG 4+	TG 5+	TG 6+	TG 7+	
2194	U.San Felipe	S.Morning	Mi	01:00	2.05	3.10	3.45	1.23	1.65	1.30	2.65	1.98	4.20	1.11	1.32	1.60	2.35	2.35	3.70	1.17	1.43	1.43	
2194	U.San Felipe	S.Morning	Mi	01:00	2.90	1.60	1.18	1.85	1.35	2.00	1.56	1.40	2.75	2.40	4.40	3.20	1.30	2.20	4.15	8.70	14.0	44.0	
2194	U.San Felipe	S.Morning	Mi	01:00	1.30	3.40	1.51	3.20	9.20	23.0	1.50	2.70	1.29	2.40	6.00	17.0	3.15	3.20	1.95	1.75	1.60	2.90	
2194	U.San Felipe	S.Morning	Mi	01:00	3.50	16.0	31.0	5.30	5.00	6.25	28.0	16.5	5.60	1.27	1.52	3.20	2.25	1.95	1.75	2.70	2.05	3.00	
2194	U.San Felipe	S.Morning	Mi	01:00	6.50	8.00	8.50	19.0	6.67	6.00	17.0	9.50	15.0	13.0	50.0	3.67	10.0	21.0	2.45	5.00	17.0	31.0	
2194	U.San Felipe	S.Morning	Mi	01:00	1.39	2.34	1.53	2.42	-1.0	3.80	3.55	1.65	-	-	6.50	15.5	3.20	5.60	1.25	1.07	14.7	1.28	
2194	U.San Felipe	S.Morning	Mi	01:00	3.21	3.85	2.35	7.21	3.47	6.31	5.56	8.96	4.55	3.86	3.24	5.41	6.43	3.95	12.1	5.85	10.1	9.36	

Columbia - Primera A, Apertura

Cod	Gazde	Oaspeti	Zi	Ora	Final							Prima repriză						A doua repriză					
					1	X	2	1X	X2	12	PR1	PRX	PR2	PR 1X	PR 2X	PR 12	DR1	DRX	DR2	DR 1X	DR 2X	DR 12	
					TG 0-1	TG 0-2	TG 0-3	TG 1-2	TG 1-3	TG 2-3	TG 2-4	TG 2-5	TG 3-4	TG 3-5	TG 4-6	TG 2G	TG 2+	TG 3+	TG 4+	TG 5+	TG 6+	TG 7+	
2217	Dep.Pasto	Dep.Equidad	Mi	02:45	1.85	3.30	4.20	1.18	1.85	1.30	2.50	1.93	5.20	1.07	1.40	1.69	2.15	2.40	4.13	1.13	1.51	1.41	
2217	Dep.Pasto	Dep.Equidad	Mi	02:45	2.65	1.50	1.15	1.75	1.33	2.00	1.60	1.44	2.95	2.55	5.00	3.10	1.35	2.40	4.70	10.0	16.0	48.0	

Columbia - Primera A, Apertura

Cod	Gazde	Oaspeti	Zi	Ora	Total goluri prima repriză					Total goluri a doua repriză					Mai multe goluri			Pauză sau Final					
					PR 0-1	PR 2-3	PR 1+	PR 2+	PR 3+	PR 4+	DR 0-1	DR 2-3	DR 1+	DR 2+	DR 3+	DR 4+	I>II	I=II	I<II	PsF 1	PsF X	PsF 2	
2217	Dep.Pasto	Dep.Equidad	Mi	02:45	1.26	3.80	1.58	3.65	9.50	29.0	1.43	2.85	1.33	2.60	6.50	23.0	2.95	3.35	2.00	1.60	1.55	3.60	
					Pauză - Final					Marchează													
					1-1	1-X	1-2	X-1	X-X	X-2	2-1	2-X	2-2	GM	OM	GN	ON	GG	NG	GG3	GM-	OM-	
															+ PR1+ PR1+								
2217	Dep.Pasto	Dep.Equidad	Mi	02:45	3.15	16.5	33.0	4.80	5.50	7.50	26.0	16.5	8.00	1.25	1.72	3.40	1.95	2.20	1.60	2.90	1.98	3.00	
					Scor corect (Final)					Scor corect (Prima repriză)													
					1:0	2:0	2:1	3:0	0:0	1:1	2:2	0:1	0:2	1:2	0:3	pr1:Cpr2:0	pr2:1pr0:0	pr0:1pr0:2	pr1:2				
2217	Dep.Pasto	Dep.Equidad	Mi	02:45	6.00	7.00	8.00	17.0	5.09	6.50	17.0	10.0	20.0	15.0	50.0	3.40	9.00	26.0	2.30	5.67	26.0	41.0	
					Winner (final)		Winner (pauză)		Handicap			Primul gol		Victorie dublă		Marchează în ambele reprize							
					W1	W2	Wp1	Wp2	±H	H 1	H X	H 2	PG 1	PG 2	VD 11	VD 22	1D	2D	1N	2N	1D	1N	
																2D 2N							
2217	Dep.Pasto	Dep.Equidad	Mi	02:45	1.29	2.93	1.40	2.91	-1.0	3.35	3.50	1.85	-	-	5.50	21.5	3.20	6.50	1.25	1.05	16.8	1.28	
					Combinajii Winner																		
					1& 1-2	1& 3+	1& 1-3	1& 4+	1& 2-3	1/1& 3+	1&Pr 2+	1/1& Pr2+	1&G &Dr1	Pr2+ &Dr2	Pr1+ &Dr2	2& 1-2	2& 3+	2& 1-3	2& 4+	2& 2-3	2/2& 3+	2&Pr 2+	
2217	Dep.Pasto	Dep.Equidad	Mi	02:45	2.74	3.79	2.09	7.37	3.14	6.14	5.72	9.11	4.40	4.54	3.67	6.23	8.54	4.73	16.7	7.12	12.8	13.0	

Mexic - Liga de Ascenso, Clausura

Cod	Gazde	Oaspeti	Zi	Ora	Final					Prima repriză					A doua repriză								
					1	X	2	1X	X2	12	PR1	PRX	PR2	PR 1X	PR 1X2	PR 12	DR1	DRX	DR2	DR 1X	DR 1X2	DR 12	
2673	Zacatepec	Atl. San Luis	Mi	03:00	1.85	3.25	4.00	1.18	1.85	1.26	2.45	2.05	4.65	1.08	1.38	1.56	2.15	2.40	4.13	1.13	1.51	1.41	
					Total goluri																		
					TG 0-1	TG 0-2	TG 0-3	TG 1-2	TG 1-3	TG 2-3	TG 2-4	TG 2-5	TG 3-4	TG 3-5	TG 4-6	TG 2G	TG 2+	TG 3+	TG 4+	TG 5+	TG 6+	TG 7+	
2673	Zacatepec	Atl. San Luis	Mi	03:00	3.10	1.70	1.23	1.95	1.40	2.05	1.52	1.37	2.55	2.15	4.00	3.40	1.25	2.00	3.75	7.80	12.0	40.0	
					Total goluri prima repriză					Total goluri a doua repriză					Mai multe goluri			Pauză sau Final					
					PR 0-1	PR 2-3	PR 1+	PR 2+	PR 3+	PR 4+	DR 0-1	DR 2-3	DR 1+	DR 2+	DR 3+	DR 4+	I>II	I=II	I<II	PsF 1	PsF X	PsF 2	
2673	Zacatepec	Atl. San Luis	Mi	03:00	1.34	3.20	1.43	3.05	8.35	18.0	1.55	2.55	1.21	2.20	5.25	17.0	2.95	3.35	2.00	1.59	1.63	2.94	
					Pauză - Final					Marchează													
					1-1	1-X	1-2	X-1	X-X	X-2	2-1	2-X	2-2	GM	OM	GN	ON	GG	NG	GG3	GM-	OM-	
															+ PR1+ PR1+								
2673	Zacatepec	Atl. San Luis	Mi	03:00	3.12	16.5	33.0	4.80	5.50	7.50	26.0	16.5	8.00	1.20	1.52	4.00	2.35	1.90	1.80	2.35	1.88	2.65	
					Scor corect (Final)					Scor corect (Prima repriză)													
					1:0	2:0	2:1	3:0	0:0	1:1	2:2	0:1	0:2	1:2	0:3	pr1:Cpr2:0	pr2:1pr0:0	pr0:1pr0:2	pr1:2				
2673	Zacatepec	Atl. San Luis	Mi	03:00	6.00	7.00	8.00	17.0	7.63	6.50	17.0	10.0	20.0	15.0	50.0	3.50	9.00	17.0	2.60	5.50	21.0	31.0	
					Winner (final)		Winner (pauză)		Handicap			Primul gol		Victorie dublă		Marchează în ambele reprize							
					W1	W2	Wp1	Wp2	±H	H 1	H X	H 2	PG 1	PG 2	VD 11	VD 22	1D	2D	1N	2N	1D	1N	
																2D 2N							
2673	Zacatepec	Atl. San Luis	Mi	03:00	1.28	2.77	1.44	2.74	-1.0	3.34	3.50	1.75	-	-	5.27	19.2	2.90	5.50	1.34	1.08	12.6	1.40	
					Combinajii Winner																		
					1& 1-2	1& 3+	1& 1-3	1& 4+	1& 2-3	1/1& 3+	1&Pr 2+	1/1& Pr2+	1&G &Dr1	Pr2+ &Dr2	Pr1+ &Dr2	2& 1-2	2& 3+	2& 1-3	2& 4+	2& 2-3	2/2& 3+	2&Pr 2+	
2673	Zacatepec	Atl. San Luis	Mi	03:00	3.06	3.16	2.19	5.88	3.21	4.70	4.78	7.61	3.85	3.45	2.81	6.61	6.78	4.75	12.7	6.95	13.1	10.3	

Mexic Cupa MX - Faza Grupelor

Cod	Gazde	Oaspeti	Zi	Ora	Final					Prima repriză					A doua repriză				
					1	X	2	1X	X2	12	PR1	PRX	PR2	PR 1X	PR 1X2	PR 12	DR1	DRX	DR2

Brazilia - Copa do Nordeste, Grupa A

			Total goluri																			
			TG 0-1	TG 0-2	TG 0-3	TG 1-2	TG 1-3	TG 2-3	TG 2-4	TG 2-5	TG 3-4	TG 3-5	TG 4-6	TG 2G	TG 2+	TG 3+	TG 4+	TG 5+	TG 6+	TG 7+		
1403	Santa Cruz PE	CRB AL	Mi 02:45	3.00	1.65	1.19	1.90	1.38	2.05	1.54	1.38	2.65	2.25	4.20	3.30	1.28	2.10	3.95	8.20	13.0	42.0	
			Total goluri prima repriză							Total goluri a doua repriză							Mai multe goluri			Pauză sau Final		
			PR 0-1	PR 2-3	PR 1+	PR 2+	PR 3+	PR 4+	DR 0-1	DR 2-3	DR 1+	DR 2+	DR 3+	DR 4+	I>II	I=II	I<II	PsF 1	PsF X	PsF 2		
1403	Santa Cruz PE	CRB AL	Mi 02:45	1.32	3.30	1.45	3.15	8.65	20.0	1.53	2.60	1.22	2.30	5.50	17.0	3.15	3.20	1.95	1.81	1.63	2.69	
			Pauză - Final							Marchează												
			1-1	1-X	1-2	X-1	X-X	X-2	2-1	2-X	2-2	GM	OM	GN	ON	GG	NG	GG3+	GM-PR1+	OM-PR1+		
1403	Santa Cruz PE	CRB AL	Mi 02:45	3.60	15.5	30.0	5.30	4.80	6.00	28.0	16.0	5.25	1.25	1.40	3.20	2.50	1.85	1.85	2.45	1.80	2.50	
			Scor corect (Final)										Scor corect (Prima repriză)									
			1:0	2:0	2:1	3:0	0:0	1:1	2:2	0:1	0:2	1:2	0:3	pr1:Cpr2:0	pr2:1pr0:0	pr0:1	pr0:2	pr1:2				
1403	Santa Cruz PE	CRB AL	Mi 02:45	6.50	8.50	8.50	19.0	6.21	6.00	17.0	9.00	15.0	13.0	50.0	3.80	10.0	21.0	2.50	4.75	17.0	26.0	
			Winner (final)			Winner (pauză)			Handicap			Primul gol		Victorie dublă		Marchează în ambele reprize						
			W1	W2	Wp1	Wp2	±H	H 1	H X	H 2	PG 1	PG 2	VD 11	VD 22	1D	2D	1N	2N	1D 2D	1N 2N		
1403	Santa Cruz PE	CRB AL	Mi 02:45	1.46	2.17	1.59	2.31	-1.0	4.13	3.55	1.55	-	-	6.74	13.8	3.15	4.80	1.26	1.11	12.6	1.31	
			Combinatii Winner																			
			1& 1-2	1& 3+	1& 1-3	1& 4+	1& 2-3	1/1& 3+	1&Pr 2+	1/1& Pr2+	1&G	Pr2+ &Dr1+	Pr1+ &Dr2+	2& 1-2	2& 3+	2& 1-3	2& 4+	2& 2-3	2/2& 3+	2&Pr 2+		
1403	Santa Cruz PE	CRB AL	Mi 02:45	3.46	3.86	2.51	7.20	3.74	6.20	5.74	9.07	4.50	3.59	2.98	5.15	5.69	3.74	10.7	5.56	9.04	8.54	