







WINNER AVANTAJ

			1	X	2	1X	X2	12	
 Ma 11:10	2038	Jakupovic D	Begu I	2.40	-	1.70	-	-	-
 Ma 12:10	2040	Putintseva Y	Cirstea S	2.10	-	1.90	-	-	-
 Ma 15:30	2029	Sharapova M	Garcia C	1.85	-	2.15	-	-	-
 Ma 21:45	2051	Liverpool	AS Roma	1.55	4.75	7.00	1.17	2.80	1.26
 Ma 22:00	2042	Baskonia	Fenerbahce	2.10	16.0	2.00	2.00	1.80	-

WINNER PLUS(+5)

				1	X	2	1X	X2	12
 Ma 12:00	2055	Bingham S	Lisowski J	1.65	-	2.55	-	-	-
 Ma 12:10	2043	L.Kubot/M.MrK.Khach/D.Scl		1.40	-	3.50	-	-	-
 Ma 12:10	2045	Struff J-L	Zopp J	1.35	-	3.85	-	-	-
 Ma 13:00	2031	Aksu A	Parmentier P	3.50	-	1.40	-	-	-
 Ma 13:30	2046	Goffin D	Granollers M	1.40	-	3.50	-	-	-
 Ma 15:00	2032	Radwanska A	Vekic D	1.60	-	2.65	-	-	-
 Ma 15:00	2047	M.Demol/S.GrM.Copil/F.Me		1.57	-	2.75	-	-	-
 Ma 15:00	2048	Seppi A	Fabbiano T	1.40	-	3.50	-	-	-
 Ma 16:30	2049	Karlovic I	Bautista-A R	3.00	-	1.50	-	-	-
 Ma 17:00	2033	Sakkari M	Buyukakcay C	1.45	-	3.20	-	-	-
 Ma 19:30	2050	Goerges J	Vondrousova	1.62	-	2.60	-	-	-
 Ma 19:30	2056	Liefering	FC Blau Weiss	1.65	4.30	6.20	1.18	2.55	1.28

WINNER PLUS(+5)
1
X
2
1X
X2
12

2057 Helsingborgs AFC United

1.65

4.50

6.15

1.15

2.55

1.28

Ma 20:00


1998 Shamrock Longford Town

1.32

6.50

12.0

1.05

4.15

1.18

Ma 21:45


2058 Bristol Rover Wigan

7.00

4.00

1.65

2.55

1.15

1.32

Ma 21:45


2059 Prestatyn Barry Town

7.50

5.00

1.50

3.00

1.12

1.23

Ma 21:45


2060 Torquay Guiseley

1.65

4.25

6.30

1.15

2.55

1.28

Ma 21:45

Liga Campionilor UEFA

Cod Gazde	Oaspeti	Zi Ora	Final						Prima repriză						A doua repriză							
			1	X	2	1X	X2	12	PR1	PRX	PR2	PR	PR	PR	DR1	DRX	DR2	DR	DR	DR		
			1X	X2	12	PR1	PRX	PR2	PR	PR	PR	DR1	DRX	DR2	DR	DR	DR					
			1X	X2	12	PR1	PRX	PR2	PR	PR	PR	DR1	DRX	DR2	DR	DR	DR					
6082	Liverpool	AS Roma	Ma 21:45	1.55	4.75	7.00	1.17	2.80	1.26	1.90	2.50	5.75	1.12	1.75	1.45	1.75	2.90	5.30	1.06	1.90	1.30	
			Total goluri																			
			TG	TG	TG	TG	TG	TG	TG	TG	TG	TG	TG	TG	TG	TG	TG	TG	TG	TG	TG	
			0-1	0-2	0-3	1-2	1-3	2-3	2-4	2-5	3-4	3-5	4-6	2G	2+	3+	4+	5+	6+	7+		
6082	Liverpool	AS Roma	Ma 21:45	5.00	2.30	1.50	2.65	1.65	2.25	1.45	1.27	2.15	1.75	2.75	4.10	1.15	1.55	2.40	4.35	8.50	22.0	
			Total goluri prima repriză						Total goluri a doua repriză						Mai multe goluri			Pauză sau Final				
			PR	PR	PR	PR	PR	PR	DR	DR	DR	DR	DR	DR	DR	I>II	I=II	I<II	PsF	1PsF	XPsF	2
			0-1	2-3	1+	2+	3+	4+	0-1	2-3	1+	2+	3+	4+								
6082	Liverpool	AS Roma	Ma 21:45	1.57	2.55	1.20	2.25	4.40	11.0	1.88	2.15	1.12	1.78	3.40	6.00	2.95	3.35	2.00	1.35	2.30	4.30	
			Pauză - Final						Marchează													
			1-1	1-X	1-2	X-1	X-X	X-2	2-1	2-X	2-2	GM	OM	GN	ON	GG	NG	GG3	GM-	OM-	PR1+	PR1+
6082	Liverpool	AS Roma	Ma 21:45	2.15	17.0	45.0	4.40	8.20	15.0	22.0	18.0	12.0	1.08	1.50	5.75	2.40	1.70	2.10	1.90	1.50	2.55	
			Scor corect (Final)									Scor corect (Prima repriză)										
			1:0	2:0	2:1	3:0	0:0	1:1	2:2	0:1	0:2	1:2	0:3	pr1:Cpr	2:0	pr2:1pr	0:0	pr0:1	pr0:2	pr1:2		
6082	Liverpool	AS Roma	Ma 21:45	9.00	8.00	9.00	11.0	18.0	10.0	16.0	22.0	45.0	20.0	100	3.50	6.50	13.0	3.33	6.50	26.0	26.0	
			Winner (final)		Winner (pauză)		Handicap			Primul gol		Victorie dublă		Marchează în ambele reprize								
			W1	W2	Wp1	Wp2	±H	H 1	H X	H 2	PG 1	PG 2	VD	VD	1D	2D	1N	2N	1D	1N	2D	2N
6082	Liverpool	AS Roma	Ma 21:45	1.19	4.59	1.30	3.42	-1.0	2.25	3.50	2.45	1.50	2.40	3.55	28.0	2.15	5.00	1.64	1.11	7.78	1.75	
			Combinatii Winner																			
			1&	1&	1&	1&	1&	1/1&	1&Pr	1/1&	1&G	Pr2+	Pr1+	2&	2&	2&	2&	2&	2/2&	2&Pr		
			1-2	3+	1-3	4+	2-3	3+	2+	Pr2+	G	&Dr1	&Dr2	1-2	3+	1-3	4+	2-3	3+	2+		
6082	Liverpool	AS Roma	Ma 21:45	3.48	2.00	2.17	3.10	2.96	2.55	2.85	3.85	2.75	2.36	1.91	13.5	7.88	8.39	12.2	11.4	14.0	11.4	

Romania - Liga 2

Cod Gazde	Oaspeti	Zi Ora	Final						Prima repriză						A doua repriză							
			1	X	2	1X	X2	12	PR1	PRX	PR2	PR	PR	PR	DR1	DRX	DR2	DR	DR	DR		
			1X	X2	12	PR1	PRX	PR2	PR	PR	PR	DR1	DRX	DR2	DR	DR	DR					
			1X	X2	12	PR1	PRX	PR2	PR	PR	PR	DR1	DRX	DR2	DR	DR	DR					
1001	Academica Cli	FC Arges	Ma 17:00	2.55	3.65	2.25	1.50	1.39	1.19	3.45	2.17	2.75	1.27	1.16	1.46	3.37	2.30	2.55	1.36	1.20	1.45	
1002	UTA Arad	ASU Poli Timi	Ma 17:00	2.40	3.25	2.60	1.38	1.45	1.24	2.90	2.10	3.45	1.16	1.24	1.50	2.70	2.25	3.23	1.22	1.32	1.47	
			Total goluri																			
			TG	TG	TG	TG	TG	TG	TG	TG	TG	TG	TG	TG	TG	TG	TG	TG	TG	TG	TG	
			0-1	0-2	0-3	1-2	1-3	2-3	2-4	2-5	3-4	3-5	4-6	2G	2+	3+	4+	5+	6+	7+		
1001	Academica Cli	FC Arges	Ma 17:00	4.00	2.00	1.40	2.30	1.55	2.20	1.40	1.28	2.25	1.90	3.25	3.80	1.15	1.70	2.70	4.80	8.50	15.0	
1002	UTA Arad	ASU Poli Timi	Ma 17:00	3.45	1.85	1.30	2.10	1.47	2.10	1.44	1.30	2.40	2.00	3.60	3.60	1.18	1.85	3.20	6.60	11.0	34.0	
			Total goluri prima repriză						Total goluri a doua repriză						Mai multe goluri			Pauză sau Final				
			PR	PR	PR	PR	PR	PR	DR	DR	DR	DR	DR	DR	DR	I>II	I=II	I<II	PsF	1PsF	XPsF	2
			0-1	2-3	1+	2+	3+	4+	0-1	2-3	1+	2+	3+	4+								
1001	Academica Cli	FC Arges	Ma 17:00	1.49	2.75	1.27	2.50	5.35	13.0	1.73	2.25	1.15	1.95	3.90	7.50	-	-	-	2.05	1.81	1.85	
1002	UTA Arad	ASU Poli Timi	Ma 17:00	1.40	3.00	1.35	2.70	6.00	17.0	1.63	2.40	1.17	2.10	4.50	10.0	-	-	-	1.90	1.63	2.18	
			Pauză - Final						Marchează													
			1-1	1-X	1-2	X-1	X-X	X-2	2-1	2-X	2-2	GM	OM	GN	ON	GG	NG	GG3	GM-	OM-	PR1+	PR1+
1001	Academica Cli	FC Arges	Ma 17:00	5.15	16.0	20.0	6.50	5.50	5.85	26.0	15.5	3.75	1.25	1.18	3.35	3.85	1.55	2.30	1.90	2.15	1.88	
1002	UTA Arad	ASU Poli Timi	Ma 17:00	4.25	15.0	24.0	6.00	5.85	7.50	22.0	16.0	4.65	1.27	1.30	3.20	3.02	1.70	2.00	2.10	1.98	2.15	
			Winner (final)		Winner (pauză)		Handicap			Primul gol		Victorie dublă		Marchează în ambele reprize								
			W1	W2	Wp1	Wp2	±H	H 1	H X	H 2	PG 1	PG 2	VD	VD	1D	2D	1N	2N	1D	1N	2D	2N
1001	Academica Cli	FC Arges	Ma 17:00	1.85	1.63	2.12	1.69	1.0	1.50	3.65	4.37	-	-	11.6	7.01	3.60	2.95	1.23	1.33	7.77	1.53	
1002	UTA Arad	ASU Poli Timi	Ma 17:00	1.66	1.80	1.74	2.07	-1.0	4.85	3.70	1.45	-	-	7.83	11.1	3.35	3.75	1.26	1.22	8.93	1.44	
			Combinatii Winner																			

Romania - Liga 2

			Combinajii Winner																		
			1&1-2	1&3+	1&1-3	1&4+	1&2-3	1/1&3+	1&Pr2+	1/1&Pr2+	1&G	Pr2+ &Dr1+	Pr1+ &Dr2+	2&1-2	2&3+	2&1-3	2&4+	2&2-3	2/2&3+	2&Pr2+	
1001	Academica Cl	FC Arges	Ma 17:00	4.97	3.71	3.35	5.83	4.75	6.15	5.40	10.3	4.65	2.69	2.21	4.39	3.24	2.96	5.15	4.19	4.65	4.77
1002	UTA Arad	ASU Poli Timi	Ma 17:00	4.27	3.79	2.99	6.51	4.27	5.60	5.50	9.15	4.25	2.95	2.53	4.63	4.08	3.24	7.05	4.63	6.25	5.95

Romania - Liga III, Seria 1(+2)

Cod	Gazde	Oaspeti	Zi Ora	1	X	2	1X	X2	12	PR1	PRX	PR2	PR1X	PRX2	PR12	DR1	DRX	DR2	DR1X	DRX2	DR12
1999	Bucovina Rada	CSM Pascani	Ma 17:00	1.17	6.30	8.15	-	3.55	1.02	-	-	-	-	-	-	-	-	-	-	-	-
2000	FC Otelul Gal	Csm Roman	Ma 17:00	1.20	5.35	7.02	-	3.04	1.02	-	-	-	-	-	-	-	-	-	-	-	-
				TG 0-1	TG 0-2	TG 0-3	TG 1-2	TG 1-3	TG 2-3	TG 2-4	TG 2-5	TG 3-4	TG 3-5	TG 4-6	TG 2G	TG 2+	TG 3+	TG 4+	TG 5+	TG 6+	TG 7+
1999	Bucovina Rada	CSM Pascani	Ma 17:00	9.50	3.20	2.05	3.40	2.45	2.80	1.55	1.28	2.07	1.50	1.85	5.20	1.02	1.30	1.60	2.20	3.00	5.00
2000	FC Otelul Gal	Csm Roman	Ma 17:00	7.75	2.90	1.75	3.15	2.05	2.40	1.50	1.26	2.15	1.55	2.05	5.00	1.03	1.35	1.75	2.35	3.15	5.00
				PR 0-1	PR 2-3	PR 1+	PR 2+	\$HD \$	H 1	H X	H 2	W1	W2	Wp1	Wp2	I>II	I=II	I<II	PsF 1	PsF X	PsF 2
1999	Bucovina Rada	CSM Pascani	Ma 17:00	-	-	-	-	-	-	-	-	-	6.86	-	-	-	-	-	-	-	-
2000	FC Otelul Gal	Csm Roman	Ma 17:00	-	-	-	-	-	-	-	-	-	5.71	-	-	-	-	-	-	-	-

Romania - Liga III, Seria 4(+2)

Cod	Gazde	Oaspeti	Zi Ora	1	X	2	1X	X2	12	PR1	PRX	PR2	PR1X	PRX2	PR12	DR1	DRX	DR2	DR1X	DRX2	DR12
2005	AFC Hermannst	CNP Timisoara	Ma 17:00	1.80	3.65	3.15	1.21	1.75	1.14	-	-	-	-	-	-	-	-	-	-	-	-
				TG 0-1	TG 0-2	TG 0-3	TG 1-2	TG 1-3	TG 2-3	TG 2-4	TG 2-5	TG 3-4	TG 3-5	TG 4-6	TG 2G	TG 2+	TG 3+	TG 4+	TG 5+	TG 6+	TG 7+
2005	AFC Hermannst	CNP Timisoara	Ma 17:00	4.70	2.30	1.48	2.55	1.65	2.15	1.43	1.23	2.20	1.73	2.60	4.45	1.12	1.55	2.30	3.45	6.50	12.0
				PR 0-1	PR 2-3	PR 1+	PR 2+	\$HD \$	H 1	H X	H 2	W1	W2	Wp1	Wp2	I>II	I=II	I<II	PsF 1	PsF X	PsF 2
2005	AFC Hermannst	CNP Timisoara	Ma 17:00	-	-	-	-	-	-	-	-	1.31	2.29	-	-	-	-	-	-	-	-

Romania - Liga III, Seria 5(+2)

Cod	Gazde	Oaspeti	Zi Ora	1	X	2	1X	X2	12	PR1	PRX	PR2	PR1X	PRX2	PR12	DR1	DRX	DR2	DR1X	DRX2	DR12
2011	CFR Cluj II	CF Metalurgis	Ma 17:00	2.25	3.50	2.40	1.35	1.40	1.15	-	-	-	-	-	-	-	-	-	-	-	-
2012	Unirea Tasnad	Unirea Alba I	Ma 17:00	2.30	3.50	2.35	1.39	1.40	1.16	-	-	-	-	-	-	-	-	-	-	-	-
2021	Unirea Dej	ASF Comuna Re	Ma 17:00	4.51	5.35	1.35	2.45	1.08	1.04	-	-	-	-	-	-	-	-	-	-	-	-
2025	Universitatea	Cs Iernut	Ma 17:00	1.10	7.00	9.50	-	4.15	-	-	-	-	-	-	-	-	-	-	-	-	-
				TG 0-1	TG 0-2	TG 0-3	TG 1-2	TG 1-3	TG 2-3	TG 2-4	TG 2-5	TG 3-4	TG 3-5	TG 4-6	TG 2G	TG 2+	TG 3+	TG 4+	TG 5+	TG 6+	TG 7+
2011	CFR Cluj II	CF Metalurgis	Ma 17:00	4.40	2.10	1.42	2.35	1.52	2.15	1.40	1.25	2.25	1.80	2.70	4.15	1.13	1.65	2.45	3.70	7.25	16.0
2012	Unirea Tasnad	Unirea Alba I	Ma 17:00	4.50	2.20	1.42	2.45	1.55	2.15	1.42	1.25	2.25	1.75	2.70	4.25	1.13	1.60	2.45	3.60	7.00	15.0
2021	Unirea Dej	ASF Comuna Re	Ma 17:00	6.00	2.55	1.57	2.80	1.80	2.20	1.45	1.20	2.15	1.65	2.35	4.55	1.07	1.45	2.10	3.25	5.50	10.0
2025	Universitatea	Cs Iernut	Ma 17:00	10.0	3.50	2.25	3.50	2.60	2.90	1.55	1.30	2.05	1.48	1.80	5.30	1.02	1.25	1.45	1.85	2.35	3.00
				PR 0-1	PR 2-3	PR 1+	PR 2+	\$HD \$	H 1	H X	H 2	W1	W2	Wp1	Wp2	I>II	I=II	I<II	PsF 1	PsF X	PsF 2
2011	CFR Cluj II	CF Metalurgis	Ma 17:00	-	-	-	-	-	-	-	-	1.61	1.71	-	-	-	-	-	-	-	-
2012	Unirea Tasnad	Unirea Alba I	Ma 17:00	-	-	-	-	-	-	-	-	1.64	1.68	-	-	-	-	-	-	-	-
2021	Unirea Dej	ASF Comuna Re	Ma 17:00	-	-	-	-	-	-	-	-	3.67	1.10	-	-	-	-	-	-	-	-
2025	Universitatea	Cs Iernut	Ma 17:00	-	-	-	-	-	-	-	-	-	8.14	-	-	-	-	-	-	-	-

AFC Cup, Grupa A

			Final					Prima repriză					A doua repriză								
Cod	Gazde	Oaspeti	Zi Ora	1	X	2	1X	X2	12	PR1	PRX	PR2	PR1X	PRX2	PR12	DR1	DRX	DR2	DR1X	DRX2	DR12
1861	AIR Force Spo	AL Suwaiq	Ma 18:00	1.25	5.15	9.55	-	3.35	1.11	1.65	2.55	9.00	-	1.93	1.35	1.40	3.50	8.09	-	2.44	1.19
1871	Malkiya Club	AL Jazeera Cl	Ma 18:00	2.50	3.10	2.66	1.38	1.43	1.29	3.00	2.08	3.40	1.18	1.24	1.54	2.80	2.25	3.10	1.24	1.30	1.47
				Total goluri																	
				TG 0-1	TG 0-2	TG 0-3	TG 1-2	TG 1-3	TG 2-3	TG 2-4	TG 2-5	TG 3-4	TG 3-5	TG 4-6	TG 2G	TG 2+	TG 3+	TG 4+	TG 5+	TG 6+	TG 7+
1861	AIR Force Spo	AL Suwaiq	Ma 18:00	4.60	2.20	1.47	2.50	1.63	2.25	1.45	1.27	2.20	1.80	2.95	4.00	1.12	1.60	2.45	4.25	7.50	20.0
1871	Malkiya Club	AL Jazeera Cl	Ma 18:00	3.30	1.80	1.27	2.05	1.45	2.07	1.45	1.31	2.45	2.05	3.70	3.55	1.20	1.90	3.40	6.70	12.0	36.0

AFC Cup, Grupa A

			Total goluri prima repriză							Total goluri a doua repriză							Mai multe goluri			Pauză sau Final		
			PR 0-1	PR 2-3	PR 1+	PR 2+	PR 3+	PR 4+	DR 0-1	DR 2-3	DR 1+	DR 2+	DR 3+	DR 4+	I>II	I=II	I<II	PsF 1	PsF X	PsF 2		
1861	AIR Force Spo	AL Suwaiq	Ma 18:00	1.55	2.60	1.22	2.30	5.00	11.0	1.83	2.20	1.13	1.80	3.50	6.50	2.85	3.40	2.05	1.18	2.25	6.13	
1871	Malkiya Club	AL Jazeera Cl	Ma 18:00	1.38	3.05	1.37	2.80	6.40	18.0	1.60	2.45	1.18	2.10	4.75	11.0	3.15	3.20	1.95	1.99	1.70	2.18	
							Pauză - Final							Marchează								
				1-1	1-X	1-2	X-1	X-X	X-2	2-1	2-X	2-2	GM	OM	GN	ON	GG	NG	GG3	GM-	OM-	
																			+	PR1+	PR1+	
1861	AIR Force Spo	AL Suwaiq	Ma 18:00	1.80	19.0	50.0	4.20	8.00	19.5	29.0	19.0	19.0	1.03	1.90	7.74	1.74	2.00	1.70	2.25	1.35	3.50	
1871	Malkiya Club	AL Jazeera Cl	Ma 18:00	4.35	15.0	28.0	5.60	4.65	5.75	28.0	15.0	4.75	1.27	1.32	3.20	2.92	1.70	2.00	2.20	2.10	2.20	
							Scor corect (Final)							Scor corect (Prima repriză)								
				1:0	2:0	2:1	3:0	0:0	1:1	2:2	0:1	0:2	1:2	0:3	pr1:Cpr2:0	pr2:1pr0:0	pr0:1pr0:2	pr0:1pr0:2	pr0:1pr0:2	pr0:1pr0:2	pr0:1pr0:2	
1861	AIR Force Spo	AL Suwaiq	Ma 18:00	7.00	6.00	9.00	8.50	13.5	11.0	35.0	17.0	50.0	35.0	100	3.00	5.00	15.0	3.25	10.0	51.0	51.0	
1871	Malkiya Club	AL Jazeera Cl	Ma 18:00	7.00	10.0	9.00	25.0	9.34	6.00	17.0	8.50	12.0	10.0	35.0	4.33	12.0	17.0	2.75	4.33	13.0	21.0	
				Winner (final)		Winner (pauză)		Handicap			Primul gol		Victorie dublă		Marchează în ambele reprize							
				W1	W2	Wp1	Wp2	±H	H 1	H X	H 2	PG 1	PG 2	VD 11	VD 22	1D	2D	1N	2N	1D 2D	1N 2N	
1861	AIR Force Spo	AL Suwaiq	Ma 18:00	1.01	7.70	1.12	6.11	-1.0	1.70	3.80	3.35	-	-	2.31	72.8	1.75	9.50	1.85	1.01	13.9	1.88	
1871	Malkiya Club	AL Jazeera Cl	Ma 18:00	1.69	1.80	1.78	2.02	-1.0	5.12	3.80	1.41	-	-	8.40	10.5	3.60	4.00	1.20	1.16	12.0	1.30	
							Combinatii Winner															
				1& 1-2	1& 3+	1& 1-3	1& 4+	1& 2-3	1/1& 3+	1&Pr 2+	1/1& Pr2+	1&G G	Pr2+ &Dr1+	Pr1+ &Dr2+	2& 1-2	2& 3+	2& 1-3	2& 4+	2& 2-3	2/2& 3+	2&Pr 2+	
1861	AIR Force Spo	AL Suwaiq	Ma 18:00	2.70	1.75	1.73	2.60	2.38	2.36	2.44	3.31	2.85	2.43	1.96	20.2	13.0	13.2	19.8	18.2	24.9	18.6	
1871	Malkiya Club	AL Jazeera Cl	Ma 18:00	4.34	4.06	3.07	7.20	4.39	6.77	5.93	9.74	4.40	3.09	2.57	4.62	4.28	3.27	7.66	4.67	7.40	6.31	

AFC Cup, Grupa B

Cod	Gazde	Oaspeti	Zi	Ora	Final							Prima repriză						A doua repriză						
					1	X	2	1X	X2	12	PR1	PRX	PR2	PR 1X	PR X2	PR 12	DR1	DRX	DR2	DR 1X	DR X2	DR 12		
1894	AL Ahed FC	Manama Club	Ma 16:30	1.35	4.45	7.50	1.04	2.79	1.14	1.77	2.45	7.50	-	1.78	1.38	1.60	2.90	6.50	1.03	2.00	1.28			
1905	AL Jaish Syr	AL Zawraa SC	Ma 18:45	2.85	3.20	2.30	1.51	1.34	1.27	3.85	1.98	2.90	1.26	1.13	1.60	3.28	2.30	2.60	1.35	1.22	1.45			
					Total goluri																			
				TG 0-1	TG 0-2	TG 0-3	TG 1-2	TG 1-3	TG 2-3	TG 2-4	TG 2-5	TG 3-4	TG 3-5	TG 4-6	TG 2G	TG 2+	TG 3+	TG 4+	TG 5+	TG 6+	TG 7+			
1894	AL Ahed FC	Manama Club	Ma 16:30	4.30	2.10	1.42	2.40	1.58	2.20	1.42	1.27	2.20	1.85	3.15	3.90	1.15	1.65	2.55	4.55	8.00	21.0			
1905	AL Jaish Syr	AL Zawraa SC	Ma 18:45	2.90	1.60	1.18	1.85	1.35	2.00	1.47	1.42	2.75	2.40	4.40	3.20	1.30	2.20	4.15	8.70	14.0	44.0			
					Total goluri prima repriză							Total goluri a doua repriză							Mai multe goluri			Pauză sau Final		
				PR 0-1	PR 2-3	PR 1+	PR 2+	PR 3+	PR 4+	DR 0-1	DR 2-3	DR 1+	DR 2+	DR 3+	DR 4+	I>II	I=II	I<II	PsF 1	PsF X	PsF 2			
1894	AL Ahed FC	Manama Club	Ma 16:30	1.50	2.65	1.25	2.40	5.20	12.0	1.78	2.25	1.15	1.90	3.70	7.00	2.85	3.40	2.05	1.26	2.04	4.95			
1905	AL Jaish Syr	AL Zawraa SC	Ma 18:45	1.32	3.30	1.43	3.15	7.00	24.0	1.53	2.60	1.22	2.30	5.50	17.0	3.15	3.20	1.95	2.49	1.65	1.92			
					Pauză - Final							Marchează												
				1-1	1-X	1-2	X-1	X-X	X-2	2-1	2-X	2-2	GM	OM	GN	ON	GG	NG	GG3	GM-	OM-			
																			+	PR1+	PR1+			
1894	AL Ahed FC	Manama Club	Ma 16:30	1.95	18.0	50.0	4.30	7.00	18.0	28.0	18.0	15.5	1.04	1.81	7.22	1.83	1.90	1.80	2.20	1.45	2.90			
1905	AL Jaish Syr	AL Zawraa SC	Ma 18:45	4.80	16.0	28.0	5.90	4.75	5.40	29.0	15.5	3.85	1.39	1.26	2.63	3.26	1.80	1.90	2.40	2.50	2.10			
					Scor corect (Final)							Scor corect (Prima repriză)												
				1:0	2:0	2:1	3:0	0:0	1:1	2:2	0:1	0:2	1:2	0:3	pr1:Cpr2:0	pr2:1pr0:0	pr0:1pr0:2	pr0:1pr0:2	pr0:1pr0:2	pr0:1pr0:2				
1894	AL Ahed FC	Manama Club	Ma 16:30	6.50	6.00	8.50	9.50	13.2	9.00	25.0	15.0	40.0	30.0	100	3.10	5.50	15.0	3.10	8.50	41.0	41.0			
1905	AL Jaish Syr	AL Zawraa SC	Ma 18:45	9.00	13.0	11.0	35.0	8.57	6.00	17.0	6.50	9.50	8.50	23.0	4.67	15.0	26.0	2.50	4.00	12.0	21.0			
				Winner (final)		Winner (pauză)		Handicap			Primul gol		Victorie dublă		Marchează în ambele reprize									
				W1	W2	Wp1	Wp2	±H	H 1	H X	H 2	PG 1	PG 2	VD 11	VD 22	1D	2D	1N	2N	1D 2D	1N 2N			
1894	AL Ahed FC	Manama Club	Ma 16:30	1.05	5.81	1.17	4.97	-1.0	1.90	3.65	2.70	-	-	2.83	48.8	1.90	7.50	1.71	1.02	11.9	1.63			
1905	AL Jaish Syr	AL Zawraa SC	Ma 18:45	1.96	1.58	2.20	1.66	1.0	1.51	3.65	4.40	-	-	12.6	7.54	4.80	3.33	1.11	1.23	13.3	1.28			

AFC Cup, Grupa B

			Combinajii Winner																		
			1& 1-2	1& 3+	1& 1-3	1& 4+	1& 2-3	1/1& 3+	1&Pr 2+	1/1& Pr2+	1&G G	Pr2+ &Dr1+	Pr1+ &Dr2+	2& 1-2	2& 3+	2& 1-3	2& 4+	2& 2-3	2/2& 3+	2&Pr 2+	
1894	AL Ahed FC	Manama Club	Ma 16:30	2.75	1.90	1.81	2.92	2.52	2.64	2.75	3.74	2.80	2.58	2.12	15.3	10.5	10.0	16.2	14.0	21.0	15.3
1905	AL Jaish Syr	AL Zawraa SC	Ma 18:45	4.59	5.12	3.33	9.54	4.95	8.26	7.61	12.1	5.65	3.59	2.94	3.70	4.09	2.69	7.70	4.00	6.63	6.14

AFC Cup, Grupa H

Cod	Gazde	Oaspeti	Zi	Ora	Final							Prima repriză							A doua repriză						
					1	X	2	1X	X2	12	PR1	PRX	PR2	PR	PR	PR	DR1	DRX	DR2	DR	DR	DR			
1950	Johor Darul T	Song Lam Nghe	Ma	15:00	1.70	3.60	4.29	1.15	1.96	1.22	2.12	2.30	4.80	1.07	1.52	1.43	1.90	2.55	4.87	1.08	1.67	1.36			
1951	Tampines Rove	Persija Jakar	Ma	15:00	5.50	4.40	1.45	2.44	1.09	1.15	5.70	2.50	1.87	1.69	1.03	1.36	6.06	2.70	1.70	1.86	1.04	1.32			
Total goluri																									
TG 0-1 TG 0-2 TG 0-3 TG 1-2 TG 1-3 TG 2-3 TG 2-4 TG 2-5 TG 3-4 TG 3-5 TG 4-6 TG 2G TG 2+ TG 3+ TG 4+ TG 5+ TG 6+ TG 7+																									
1950	Johor Darul T	Song Lam Nghe	Ma	15:00	4.30	2.10	1.42	2.40	1.58	2.20	1.42	1.27	2.20	1.85	3.15	3.90	1.15	1.65	2.55	4.55	8.00	21.0			
1951	Tampines Rove	Persija Jakar	Ma	15:00	5.60	2.50	1.65	3.00	1.85	2.35	1.52	1.28	2.10	1.75	2.45	4.20	1.08	1.45	2.10	3.55	6.20	14.0			
Total goluri prima repriză							Total goluri a doua repriză							Mai multe goluri			Pauză sau Final								
PR 0-1 PR 2-3 PR 1+ PR 2+ PR 3+ PR 4+ DR 0-1 DR 2-3 DR 1+ DR 2+ DR 3+ DR 4+ >II I=II <II PsF 1 PsF X PsF 2																									
1950	Johor Darul T	Song Lam Nghe	Ma	15:00	1.50	2.65	1.25	2.40	5.20	12.0	1.78	2.25	1.15	1.90	3.70	7.00	2.95	3.35	2.00	1.47	1.92	3.08			
1951	Tampines Rove	Persija Jakar	Ma	15:00	1.65	2.30	1.16	2.10	4.50	7.50	2.00	2.10	1.10	1.65	3.10	5.00	2.85	3.40	2.05	3.57	2.21	1.37			
Pauză - Final											Marchează														
1-1 1-X 1-2 X-1 X-X X-2 2-1 2-X 2-2 GM OM GN ON GG NG GG3 GM- OM- + PR1+ PR1+																									
1950	Johor Darul T	Song Lam Nghe	Ma	15:00	2.52	17.0	35.0	4.50	5.50	10.5	25.0	17.0	9.00	1.10	1.46	5.24	2.41	1.65	2.10	1.90	1.50	2.40			
1951	Tampines Rove	Persija Jakar	Ma	15:00	13.0	17.5	28.0	16.0	5.75	4.40	45.0	17.0	2.02	1.47	1.06	2.38	6.39	1.60	2.20	1.85	2.40	1.47			
Scor corect (Final)											Scor corect (Prima repriză)														
1:0 2:0 2:1 3:0 0:0 1:1 2:2 0:1 0:2 1:2 0:3 pr1:Cpr2:0 pr2:1pr0:0 pr0:1 pr0:2 pr1:2																									
1950	Johor Darul T	Song Lam Nghe	Ma	15:00	6.00	6.50	7.50	14.0	12.6	7.00	19.0	12.0	24.0	21.0	80.0	3.50	7.50	15.0	3.10	6.00	21.0	26.0			
1951	Tampines Rove	Persija Jakar	Ma	15:00	15.0	35.0	25.0	100	15.2	8.00	21.0	6.50	6.00	8.00	10.0	7.00	26.0	26.0	3.50	3.40	6.00	12.0			
Winner (final)					Winner (pauză)					Handicap				Primul gol		Victorie dublă		Marchează în ambele reprize							
W1 W2 Wp1 Wp2 ±H H 1 H X H 2 PG 1 PG 2 VD 11 VD 22 1D 2D 1N 2N 1D 2D 1N 2N																									
1950	Johor Darul T	Song Lam Nghe	Ma	15:00	1.21	3.23	1.36	3.07	-1.0	2.77	3.45	1.98	-	-	4.03	23.4	2.25	4.67	1.50	1.11	8.76	1.56			
1951	Tampines Rove	Persija Jakar	Ma	15:00	4.25	1.12	3.83	1.26	1.0	2.37	3.50	2.16	-	-	34.5	3.18	4.75	1.85	1.11	1.75	7.32	1.82			
Combinajii Winner																									
1& 1-2 1& 3+ 1& 1-3 1& 4+ 1& 2-3 1/1& 3+ 1&Pr 2+ 1/1& Pr2+ 1&G G Pr2+ &Dr1+ Pr1+ &Dr2+ 2& 1-2 2& 3+ 2& 1-3 2& 4+ 2& 2-3 2/2& 3+ 2&Pr 2+																									
1950	Johor Darul T	Song Lam Nghe	Ma	15:00	3.36	2.33	2.21	3.57	3.08	3.41	3.36	4.84	3.00	2.58	2.12	8.95	6.15	5.89	9.51	8.20	12.2	8.95			
1951	Tampines Rove	Persija Jakar	Ma	15:00	14.0	6.82	8.62	9.79	11.0	15.5	9.79	21.8	8.00	2.16	1.71	3.69	1.82	2.27	2.58	2.89	2.40	2.58			

Anglia - Championship

Cod	Gazde	Oaspeti	Zi	Ora	Final							Prima repriză							A doua repriză						
					1	X	2	1X	X2	12	PR1	PRX	PR2	PR	PR	PR	DR1	DRX	DR2	DR	DR	DR			
4918	Derby	Cardiff	Ma	21:45	2.75	3.25	2.65	1.48	1.46	1.36	3.35	2.05	3.10	1.30	1.26	1.69	2.95	2.25	2.95	1.27	1.27	1.47			
4919	Nottingham	Barnsley	Ma	21:45	2.65	3.30	2.70	1.47	1.48	1.33	2.95	2.15	3.25	1.28	1.33	1.62	2.85	2.25	3.04	1.25	1.29	1.47			
Total goluri																									
TG 0-1 TG 0-2 TG 0-3 TG 1-2 TG 1-3 TG 2-3 TG 2-4 TG 2-5 TG 3-4 TG 3-5 TG 4-6 TG 2G TG 2+ TG 3+ TG 4+ TG 5+ TG 6+ TG 7+																									
4918	Derby	Cardiff	Ma	21:45	3.10	1.70	1.23	1.95	1.40	1.98	1.45	1.37	2.45	2.15	3.70	3.50	1.32	2.10	3.70	6.75	16.0	36.0			
4919	Nottingham	Barnsley	Ma	21:45	3.90	1.95	1.35	2.20	1.52	2.07	1.36	1.24	2.20	1.90	3.15	3.95	1.20	1.75	2.90	5.50	12.0	26.0			
Total goluri prima repriză							Total goluri a doua repriză							Mai multe goluri			Pauză sau Final								
PR 0-1 PR 2-3 PR 1+ PR 2+ PR 3+ PR 4+ DR 0-1 DR 2-3 DR 1+ DR 2+ DR 3+ DR 4+ >II I=II <II PsF 1 PsF X PsF 2																									
4918	Derby	Cardiff	Ma	21:45	1.34	3.20	1.41	2.95	6.75	22.0	1.55	2.55	1.21	2.20	5.25	17.0	3.15	3.20	1.95	2.30	1.70	2.15			

Anglia - Championship

			Total goluri prima repriză						Total goluri a doua repriză						Mai multe goluri			Pauză sau Final			
			PR 0-1	PR 2-3	PR 1+	PR 2+	PR 3+	PR 4+	DR 0-1	DR 2-3	DR 1+	DR 2+	DR 3+	DR 4+	I>II	I=II	I<II	PsF 1	PsF X	PsF 2	
4919	Nottingham	Barnsley	Ma 21:45	1.46	2.80	1.30	2.50	5.50	14.0	1.70	2.30	1.16	2.00	4.25	8.00	3.15	3.20	1.95	1.96	1.81	2.17
						Pauză - Final						Marchează									
				1-1	1-X	1-2	X-1	X-X	X-2	2-1	2-X	2-2	GM	OM	GN	ON	GG	NG	GG3	GM-	OM-
																			+	PR1+	PR1+
4918	Derby	Cardiff	Ma 21:45	5.00	15.0	28.0	6.10	5.30	5.70	28.0	15.0	4.65	1.32	1.30	2.92	3.02	1.80	1.90	2.35	2.25	2.20
4919	Nottingham	Barnsley	Ma 21:45	4.55	15.0	28.0	5.70	4.65	5.75	28.0	15.0	4.90	1.24	1.25	3.48	3.41	1.60	2.20	2.00	2.05	2.10
						Scor corect (Final)						Scor corect (Prima repriză)									
				1:0	2:0	2:1	3:0	0:0	1:1	2:2	0:1	0:2	1:2	0:3	pr1:0	pr2:0	pr2:1	pr0:0	pr0:1	pr0:2	pr1:2
4918	Derby	Cardiff	Ma 21:45	8.00	12.0	10.0	30.0	8.82	6.00	17.0	7.50	10.0	9.00	25.0	4.33	13.0	21.0	2.60	4.33	13.0	21.0
4919	Nottingham	Barnsley	Ma 21:45	7.50	10.0	9.00	25.0	11.9	6.00	17.0	8.50	12.0	10.0	35.0	4.33	12.0	17.0	2.90	4.33	12.0	17.0
				Winner (final)		Winner (pauză)		Handicap			Primul gol		Victorie dublă		Marchează în ambele reprize						
				W1	W2	Wp1	Wp2	±H	H 1	H X	H 2	PG 1	PG 2	VD 11	VD 22	1D	2D	1N	2N	1D 2D	1N 2N
4918	Derby	Cardiff	Ma 21:45	1.95	1.77	1.97	1.82	1.0	1.50	3.80	5.60	1.80	1.80	9.88	9.15	4.10	4.00	1.15	1.16	13.7	1.25
4919	Nottingham	Barnsley	Ma 21:45	1.78	1.95	1.80	1.98	-1.0	5.33	3.80	1.51	1.80	1.85	8.41	9.88	3.45	3.60	1.22	1.20	10.4	1.37
						Combinatii Winner															
				1& 1-2	1& 3+	1& 1-3	1& 4+	1& 2-3	1/1& 3+	1&Pr 2+	1/1& Pr2+	1&G	Pr2+ &Dr1+	Pr1+ &Dr2+	2& 1-2	2& 3+	2& 1-3	2& 4+	2& 2-3	2/2& 3+	2&Pr 2+
4918	Derby	Cardiff	Ma 21:45	4.71	5.00	3.38	8.94	4.78	7.45	7.13	11.2	5.50	3.34	2.77	4.30	4.75	3.08	8.15	4.36	7.15	6.50
4919	Nottingham	Barnsley	Ma 21:45	4.75	4.05	3.28	6.27	4.47	5.95	5.40	9.10	4.70	2.71	2.32	5.22	4.10	3.61	6.88	4.91	6.05	5.93

Anglia - League One

Cod	Gazde	Oaspeti	Zi	Ora	Final							Prima repriză						A doua repriză					
					1	X	2	1X	X2	12	PR1	PRX	PR2	PR 1X	PR X2	PR 12	DR1	DRX	DR2	DR 1X	DR X2	DR 12	
4920	Bradford	Milton Keynes	Ma 21:45	2.25	3.50	3.00	1.37	1.60	1.29	2.80	2.10	3.60	1.21	1.35	1.62	2.55	2.35	3.40	1.20	1.36	1.45		
4921	Bristol Rover	Wigan	Ma 21:45	6.29	3.85	1.55	2.39	1.11	1.24	5.50	2.25	2.05	1.65	1.08	1.54	5.45	2.60	1.80	1.76	1.06	1.35		
4922	Doncaster	Blackburn	Ma 21:45	4.87	3.70	1.70	2.10	1.16	1.26	4.80	2.17	2.25	1.54	1.11	1.58	4.87	2.55	1.90	1.67	1.08	1.36		
4923	Oldham	Southend	Ma 21:45	1.90	3.40	4.11	1.22	1.86	1.30	2.45	2.12	4.20	1.15	1.45	1.61	2.20	2.35	4.10	1.13	1.49	1.43		
4924	Rochdale	Plymouth	Ma 21:45	1.88	3.45	4.28	1.20	1.91	1.29	2.45	2.05	4.65	1.12	1.45	1.65	2.15	2.40	4.13	1.13	1.51	1.41		
4925	Shrewsbury	Peterborough	Ma 21:45	2.25	3.30	3.16	1.34	1.61	1.31	2.85	2.05	3.70	1.20	1.34	1.65	2.55	2.30	3.37	1.20	1.36	1.45		
					Total goluri																		
				TG 0-1	TG 0-2	TG 0-3	TG 1-2	TG 1-3	TG 2-3	TG 2-4	TG 2-5	TG 3-4	TG 3-5	TG 4-6	TG 2G	TG 2+	TG 3+	TG 4+	TG 5+	TG 6+	TG 7+		
4920	Bradford	Milton Keynes	Ma 21:45	3.55	1.85	1.30	2.10	1.47	2.02	1.39	1.29	2.30	2.00	3.40	3.80	1.24	1.85	3.10	6.00	14.0	30.0		
4921	Bristol Rover	Wigan	Ma 21:45	3.60	1.90	1.32	2.15	1.50	2.05	1.38	1.27	2.25	2.00	3.00	3.90	1.22	1.80	3.00	5.75	13.0	28.0		
4922	Doncaster	Blackburn	Ma 21:45	3.55	1.85	1.30	2.10	1.47	2.02	1.39	1.29	2.30	2.00	3.40	3.80	1.24	1.85	3.10	6.00	14.0	30.0		
4923	Oldham	Southend	Ma 21:45	3.55	1.85	1.30	2.10	1.47	2.02	1.39	1.29	2.30	2.00	3.40	3.80	1.24	1.85	3.10	6.00	14.0	30.0		
4924	Rochdale	Plymouth	Ma 21:45	3.10	1.70	1.23	1.95	1.40	1.98	1.45	1.37	2.45	2.15	3.70	3.50	1.32	2.00	3.70	6.75	16.0	36.0		
4925	Shrewsbury	Peterborough	Ma 21:45	3.20	1.75	1.25	2.00	1.42	1.98	1.43	1.35	2.40	2.10	3.85	3.50	1.28	1.95	3.50	7.00	11.0	38.0		
					Total goluri prima repriză						Total goluri a doua repriză						Mai multe goluri			Pauză sau Final			
				PR 0-1	PR 2-3	PR 1+	PR 2+	PR 3+	PR 4+	DR 0-1	DR 2-3	DR 1+	DR 2+	DR 3+	DR 4+	I>II	I=II	I<II	PsF 1	PsF X	PsF 2		
4920	Bradford	Milton Keynes	Ma 21:45	1.43	3.00	1.35	2.60	6.00	17.0	1.63	2.40	1.17	2.10	4.50	10.0	3.15	3.20	1.95	1.95	1.81	2.50		
4921	Bristol Rover	Wigan	Ma 21:45	1.45	2.90	1.32	2.55	5.60	15.0	1.65	2.35	1.16	2.05	4.35	9.00	2.95	3.35	2.00	4.00	1.89	1.42		
4922	Doncaster	Blackburn	Ma 21:45	1.43	3.00	1.35	2.60	6.00	17.0	1.63	2.40	1.17	2.10	4.50	10.0	2.95	3.35	2.00	3.14	1.90	1.54		
4923	Oldham	Southend	Ma 21:45	1.43	3.00	1.35	2.60	6.00	17.0	1.63	2.40	1.17	2.10	4.50	10.0	2.95	3.35	2.00	1.60	1.85	2.87		
4924	Rochdale	Plymouth	Ma 21:45	1.34	3.20	1.41	2.95	6.75	22.0	1.55	2.55	1.21	2.20	5.25	17.0	2.95	3.35	2.00	1.59	1.75	3.09		
4925	Shrewsbury	Peterborough	Ma 21:45	1.38	3.10	1.38	2.75	6.45	20.0	1.58	2.50	1.20	2.15	4.75	13.0	3.15	3.20	1.95	1.89	1.72	2.38		
					Pauză - Final						Marchează												
				1-1	1-X	1-2	X-1	X-X	X-2	2-1	2-X	2-2	GM	OM	GN	ON	GG	NG	GG3	GM-	OM-		
																			+	PR1+	PR1+		
4920	Bradford	Milton Keynes	Ma 21:45	3.75	15.5	29.0	5.40	4.75	5.90	28.0	16.0	5.50	1.22	1.32	3.30	2.80	1.70	2.00	2.10	1.95	2.50		
4921	Bristol Rover	Wigan	Ma 21:45	11.0	17.0	25.0	13.0	5.75	4.40	40.0	17.0	2.32	1.65	1.12	2.02	4.83	1.90	1.80	2.25	2.70	1.60		
4922	Doncaster	Blackburn	Ma 21:45	10.5	17.0	25.0	10.5	5.50	4.50	35.0	17.0	2.60	1.52	1.15	2.26	4.34	1.80	1.90	2.15	2.50	1.73		
4923	Oldham	Southend	Ma 21:45	3.22	16.5	33.0	5.00	5.25	7.00	26.0	16.5	7.50	1.18	1.42	3.96	2.53	1.75	1.95	2.20	1.80	2.50		

Anglia - League One

			Pauză - Final										Marchează								
			1-1	1-X	1-2	X-1	X-X	X-2	2-1	2-X	2-2	GM	OM	GN	ON	GG	NG	GG3	GM-	OM-	
																		+	PR1+	PR1+	
4924	Rochdale	Plymouth	Ma 21:45	3.12	16.5	33.0	4.80	5.50	7.50	26.0	16.5	8.00	1.20	1.52	3.75	2.26	1.85	1.85	2.35	1.80	2.70
4925	Shrewsbury	Peterborough	Ma 21:45	3.75	15.5	29.0	5.40	4.75	5.90	28.0	16.0	6.00	1.25	1.36	3.33	2.74	1.75	1.95	2.25	2.10	2.40
Scor corect (Final)										Scor corect (Prima repriză)											
				1:0	2:0	2:1	3:0	0:0	1:1	2:2	0:1	0:2	1:2	0:3	pr1:	Cpr2:0	pr2:1	pr0:0	pr0:1	pr0:2	pr1:2
4920	Bradford	Milton Keynes	Ma 21:45	6.50	9.00	8.50	22.0	10.3	6.00	17.0	9.00	14.0	11.0	35.0	4.00	11.0	17.0	2.80	4.67	15.0	21.0
4921	Bristol Rover	Wigan	Ma 21:45	13.0	30.0	23.0	100	9.76	7.00	19.0	6.50	6.50	7.50	12.0	6.50	31.0	31.0	2.85	3.25	7.00	15.0
4922	Doncaster	Blackburn	Ma 21:45	12.0	24.0	21.0	80.0	9.81	7.00	19.0	6.00	6.50	7.50	14.0	6.00	26.0	31.0	2.80	3.40	8.00	17.0
4923	Oldham	Southend	Ma 21:45	6.00	7.00	8.00	18.0	10.0	6.50	17.0	9.50	19.0	15.0	50.0	3.67	9.00	17.0	2.80	5.25	17.0	26.0
4924	Rochdale	Plymouth	Ma 21:45	6.00	7.00	8.00	17.0	8.48	6.50	17.0	10.0	20.0	15.0	50.0	3.50	9.00	17.0	2.60	5.50	21.0	31.0
4925	Shrewsbury	Peterborough	Ma 21:45	6.50	9.00	8.50	22.0	9.12	6.00	17.0	9.00	14.0	11.0	35.0	4.00	11.0	17.0	2.65	4.67	15.0	21.0
				Winner (final)		Winner (pauză)		Handicap				Primul gol		Victorie dublă		Marchează în ambele reprize					
				W1	W2	Wp1	Wp2	±H	H 1	H X	H 2	PG 1	PG 2	VD 11	VD 22	1D	2D	1N	2N	1D 2D	1N 2N
4920	Bradford	Milton Keynes	Ma 21:45	1.61	2.14	1.68	2.16	-1.0	4.37	3.65	1.60	-	-	7.14	12.1	3.00	3.60	1.29	1.20	9.00	1.45
4921	Bristol Rover	Wigan	Ma 21:45	4.66	1.15	3.47	1.29	1.0	2.15	3.50	2.47	-	-	30.0	3.69	6.00	2.20	1.06	1.52	11.0	1.51
4922	Doncaster	Blackburn	Ma 21:45	3.55	1.24	2.95	1.38	1.0	2.10	3.45	2.70	-	-	23.4	4.28	5.25	2.45	1.09	1.42	10.7	1.45
4923	Oldham	Southend	Ma 21:45	1.34	2.90	1.49	2.55	-1.0	3.50	3.50	1.85	-	-	5.39	17.2	2.65	4.33	1.36	1.14	9.56	1.45
4924	Rochdale	Plymouth	Ma 21:45	1.31	3.04	1.44	2.74	-1.0	3.25	3.50	1.91	-	-	5.27	19.2	2.75	5.50	1.34	1.08	12.6	1.35
4925	Shrewsbury	Peterborough	Ma 21:45	1.57	2.20	1.68	2.18	-1.0	4.37	3.65	1.61	-	-	7.27	12.5	3.45	4.05	1.22	1.16	11.6	1.32
Combinajii Winner																					
				1& 1-2	1& 3+	1& 1-3	1& 4+	1& 2-3	1/1& 3+	1&Pr 2+	1/1& Pr2+	1&G	Pr2+ &Dr1	Pr1+ &Dr2	2& 1-2	2& 3+	2& 1-3	2& 4+	2& 2-3	2/2& 3+	2&Pr 2+
4920	Bradford	Milton Keynes	Ma 21:45	4.00	3.56	2.80	5.91	3.85	5.69	4.96	7.80	3.90	2.84	2.53	5.34	4.70	3.74	7.88	5.14	8.34	6.61
4921	Bristol Rover	Wigan	Ma 21:45	11.5	9.68	8.00	16.0	10.9	16.2	13.6	22.4	12.2	2.76	2.42	2.82	2.36	1.97	3.94	2.69	3.42	3.35
4922	Doncaster	Blackburn	Ma 21:45	8.67	7.70	6.07	12.8	8.34	15.9	10.7	21.8	9.50	2.84	2.53	3.03	2.67	2.12	4.47	2.91	3.94	3.75
4923	Oldham	Southend	Ma 21:45	3.38	3.00	2.37	4.99	3.25	4.88	4.19	6.70	3.85	2.84	2.53	7.31	6.44	5.12	10.8	7.04	11.4	9.06
4924	Rochdale	Plymouth	Ma 21:45	3.06	3.16	2.19	5.80	3.10	5.11	4.63	7.36	3.90	3.34	2.77	7.07	7.25	5.08	13.4	7.18	13.1	10.7
4925	Shrewsbury	Peterborough	Ma 21:45	3.81	3.75	2.71	6.67	3.78	5.99	5.24	8.25	4.40	3.08	2.65	5.36	5.22	3.80	9.37	5.30	9.59	7.36

Anglia - League Two

Cod	Gazde	Oaspeti	Zi	Ora	Final								Prima repriză						A doua repriză					
					1	X	2	1X	X2	12	PR1	PRX	PR2	PR	PR	PR	DR1	DRX	DR2	DR	DR	DR		
4926	Coventry	Lincoln City	Ma 21:45	2.55	3.00	2.86	1.38	1.46	1.35	3.15	1.90	3.70	1.18	1.26	1.73	2.85	2.25	3.04	1.25	1.29	1.47			
4927	Morecambe	Cambridge Utd	Ma 21:45	2.35	3.25	2.92	1.36	1.54	1.30	2.90	2.05	3.60	1.19	1.30	1.62	2.65	2.30	3.21	1.23	1.34	1.45			
4928	Newport	Accrington	Ma 21:45	3.26	3.30	2.15	1.64	1.30	1.29	3.85	2.05	2.75	1.34	1.17	1.62	3.44	2.35	2.45	1.39	1.19	1.43			
4929	Yeovil	Forest Green	Ma 21:45	2.83	2.90	2.65	1.43	1.38	1.37	3.45	1.98	3.15	1.26	1.21	1.67	3.04	2.25	2.85	1.29	1.25	1.47			
Total goluri																								
				TG 0-1	TG 0-2	TG 0-3	TG 1-2	TG 1-3	TG 2-3	TG 2-4	TG 2-5	TG 3-4	TG 3-5	TG 4-6	TG 2G	TG 2+	TG 3+	TG 4+	TG 5+	TG 6+	TG 7+			
4926	Coventry	Lincoln City	Ma 21:45	2.65	1.50	1.15	1.75	1.33	1.96	1.50	1.46	2.80	2.55	4.50	3.20	1.42	2.40	4.45	9.35	20.0	46.0			
4927	Morecambe	Cambridge Utd	Ma 21:45	3.10	1.70	1.23	1.95	1.40	1.98	1.45	1.37	2.45	2.15	3.70	3.50	1.32	2.00	3.70	6.75	16.0	36.0			
4928	Newport	Accrington	Ma 21:45	3.10	1.70	1.23	1.95	1.40	1.98	1.45	1.37	2.45	2.15	3.70	3.50	1.32	2.00	3.70	6.75	16.0	36.0			
4929	Yeovil	Forest Green	Ma 21:45	3.00	1.65	1.19	1.90	1.38	1.97	1.46	1.39	2.55	2.25	4.20	3.40	1.35	2.10	3.85	7.50	18.0	40.0			
Total goluri prima repriză								Total goluri a doua repriză						Mai multe goluri			Pauză sau Final							
				PR 0-1	PR 2-3	PR 1+	PR 2+	PR 3+	PR 4+	DR 0-1	DR 2-3	DR 1+	DR 2+	DR 3+	DR 4+	I>II	I=II	I<II	Psf 1	Psf X	Psf 2			
4926	Coventry	Lincoln City	Ma 21:45	1.26	3.80	1.52	3.35	7.70	30.0	1.43	2.85	1.33	2.60	6.50	23.0	3.15	3.20	1.95	2.10	1.55	2.40			
4927	Morecambe	Cambridge Utd	Ma 21:45	1.34	3.20	1.41	2.95	6.75	22.0	1.55	2.55	1.21	2.20	5.25	17.0	3.15	3.20	1.95	1.95	1.75	2.45			
4928	Newport	Accrington	Ma 21:45	1.34	3.20	1.41	2.95	6.75	22.0	1.55	2.55	1.21	2.20	5.25	17.0	3.15	3.20	1.95	2.55	1.72	1.81			
4929	Yeovil	Forest Green	Ma 21:45	1.32	3.30	1.43	3.05	7.00	24.0	1.53	2.60	1.22	2.30	5.50	17.0	3.15	3.20	1.95	2.35	1.60	2.15			
Pauză - Final										Marchează														
				1-1	1-X	1-2	X-1	X-X	X-2	2-1	2-X	2-2	GM	OM	GN	ON	GG	NG	GG3	GM-	OM-			
4926	Coventry	Lincoln City	Ma 21:45	4.55	15.0	28.0	5.70	4.65	5.75	28.0	15.0	4.90	1.38	1.45	2.66	2.44	2.05	1.70	2.80	2.25	2.40			
4927	Morecambe	Cambridge Utd	Ma 21:45	4.05	15.0	28.0	5.40	4.75	5.90	28.0	16.0	5.15	1.27	1.33	3.14	2.74	1.70	2.00	2.30	2.20	2.40			
4928	Newport	Accrington	Ma 21:45	5.75	16.0	28.0	6.00	4.80	5.30	30.0	15.5	3.60	1.42	1.25	2.53	3.33	1.80	1.90	2.30	2.50	2.15			
4929	Yeovil	Forest Green	Ma 21:45	4.90	15.0	28.0	5.75	4.65	5.70	28.0	15.0	4.60	1.33	1.29	2.87	3.08	1.75	1.95	2.40	2.30	2.20			

Anglia - League Two

			Scor corect (Final)										Scor corect (Prima repriză)								
			1:0	2:0	2:1	3:0	0:0	1:1	2:2	0:1	0:2	1:2	0:3	pr1:Cpr2:0	pr2:1pr0:0	pr0:1pr0:2	pr1:2				
			W1	W2	Wp1	Wp2	±H	H 1	H X	H 2	PG 1	PG 2	VD 11	VD 22	1D	2D	1N	2N	1D	1N	2D
4926	Coventry	Lincoln City	Ma 21:45	7.50	10.0	9.00	25.0	6.49	6.00	17.0	8.50	12.0	10.0	35.0	4.33	15.0	26.0	2.30	4.33	15.0	26.0
4927	Morecambe	Cambridge Utd	Ma 21:45	7.00	9.50	8.50	23.0	8.60	6.00	17.0	8.50	13.0	11.0	35.0	4.00	12.0	21.0	2.60	4.50	15.0	21.0
4928	Newport	Accrington	Ma 21:45	9.00	15.0	13.0	50.0	8.42	6.00	17.0	6.50	8.50	8.50	19.0	4.75	17.0	26.0	2.60	3.85	10.0	21.0
4929	Yeovil	Forest Green	Ma 21:45	8.50	12.0	10.0	35.0	8.84	6.00	17.0	7.50	10.0	9.00	25.0	4.33	13.0	21.0	2.50	4.33	13.0	21.0
			Winner (final)		Winner (pauză)		Handicap			Primul gol		Victorie dublă		Marchează în ambele reprize							
4926	Coventry	Lincoln City	Ma 21:45	1.70	1.91	1.74	2.05	-1.0	5.33	3.80	1.46	-	-	8.98	11.3	4.50	5.00	1.12	1.10	18.8	1.15
4927	Morecambe	Cambridge Utd	Ma 21:45	1.63	2.02	1.71	2.12	-1.0	4.68	3.70	1.54	-	-	7.69	11.6	3.75	4.50	1.18	1.12	14.1	1.24
4928	Newport	Accrington	Ma 21:45	2.27	1.50	2.27	1.62	1.0	1.64	3.55	4.00	-	-	13.2	6.74	4.75	3.55	1.11	1.21	14.1	1.26
4929	Yeovil	Forest Green	Ma 21:45	1.88	1.73	1.98	1.81	1.0	1.43	3.80	5.33	-	-	10.5	8.98	4.65	3.70	1.12	1.19	14.3	1.25
			Combinatii Winner																		
			1& 1-2	1& 3+	1& 1-3	1& 4+	1& 2-3	1/1& 3+	1&Pr 2+	1/1& Pr2+	1&G G	Pr2+ &Dr1	Pr1+ &Dr2	2& 1-2	2& 3+	2& 1-3	2& 4+	2& 2-3	2/2& 3+	2&Pr 2+	
4926	Coventry	Lincoln City	Ma 21:45	3.78	5.23	2.87	9.62	4.24	8.95	7.24	12.2	5.65	4.16	3.53	4.24	5.82	3.22	10.8	4.75	9.64	8.12
4927	Morecambe	Cambridge Utd	Ma 21:45	3.88	4.02	2.79	7.37	3.94	6.64	5.88	9.56	4.65	3.34	2.77	4.83	4.95	3.46	9.16	4.90	8.44	7.30
4928	Newport	Accrington	Ma 21:45	5.39	5.57	3.87	10.2	5.47	9.43	8.15	13.6	6.25	3.34	2.77	3.55	3.64	2.55	6.74	3.61	5.90	5.38
4929	Yeovil	Forest Green	Ma 21:45	4.46	4.97	3.24	9.04	4.62	8.43	7.16	12.0	5.50	3.48	2.94	4.11	4.54	2.98	8.32	4.26	7.92	6.59

Franta - Ligue 2

Cod	Gazde	Oaspeti	Zi	Ora	Final							Prima repriză					A doua repriză					
					1	X	2	1X	X2	12	PR1	PRX	PR2	PR 1X	PR 1X2	PR 12	DR1	DRX	DR2	DR 1X	DR 1X2	DR 12
					TG 0-1	TG 0-2	TG 0-3	TG 1-2	TG 1-3	TG 2-3	TG 2-4	TG 2-5	TG 3-4	TG 3-5	TG 4-6	TG 2G	TG 2+	TG 3+	TG 4+	TG 5+	TG 6+	TG 7+
4947	Auxerre	Reims	Ma 21:00	2.95	3.15	2.45	1.53	1.38	1.32	3.45	2.05	2.95	1.31	1.23	1.65	3.16	2.25	2.75	1.31	1.23	1.47	
4948	Brest	Clermont	Ma 21:00	2.25	3.15	3.30	1.30	1.60	1.34	2.80	2.10	3.60	1.21	1.35	1.62	2.55	2.30	3.37	1.20	1.36	1.45	
4949	Le Havre	Nancy	Ma 21:00	2.25	3.20	3.26	1.32	1.61	1.33	2.85	2.00	3.85	1.18	1.34	1.69	2.55	2.30	3.37	1.20	1.36	1.45	
4950	Nimes	Lorient	Ma 21:00	1.90	3.40	4.00	1.22	1.85	1.30	2.40	2.20	4.10	1.16	1.47	1.56	2.20	2.35	4.10	1.13	1.49	1.43	
4951	Niort	Ajaccio GFCO	Ma 21:00	2.50	2.65	3.50	1.28	1.55	1.42	2.95	1.95	3.75	1.19	1.31	1.70	2.65	2.15	3.50	1.23	1.34	1.55	
4952	Orleans	Bourg Peronna	Ma 21:00	2.40	3.40	2.90	1.40	1.57	1.30	2.85	2.17	3.35	1.24	1.34	1.58	2.65	2.30	3.21	1.23	1.34	1.45	
4953	Paris FC	Chateauroux	Ma 21:00	2.15	3.15	3.45	1.30	1.65	1.34	2.80	1.98	4.00	1.17	1.35	1.70	2.50	2.30	3.46	1.19	1.38	1.45	
4954	Tours	Quevilly Roue	Ma 21:00	2.81	3.25	2.50	1.51	1.41	1.32	3.20	2.17	2.95	1.31	1.27	1.58	3.10	2.25	2.80	1.30	1.24	1.47	
4955	Valenciennes	Sochaux	Ma 21:00	2.71	3.30	2.55	1.49	1.44	1.31	3.25	2.12	3.00	1.30	1.26	1.61	3.04	2.25	2.85	1.29	1.25	1.47	
			Total goluri																			
4947	Auxerre	Reims	Ma 21:00	3.10	1.70	1.23	1.95	1.40	1.98	1.45	1.37	2.45	2.15	3.70	3.50	1.32	2.05	3.70	6.75	16.0	36.0	
4948	Brest	Clermont	Ma 21:00	3.55	1.85	1.30	2.10	1.47	2.02	1.39	1.29	2.30	2.00	3.40	3.80	1.24	1.85	3.10	6.00	14.0	30.0	
4949	Le Havre	Nancy	Ma 21:00	3.00	1.65	1.19	1.90	1.38	1.97	1.46	1.39	2.55	2.25	4.20	3.40	1.35	2.10	3.85	7.50	18.0	40.0	
4950	Nimes	Lorient	Ma 21:00	3.90	1.95	1.35	2.20	1.52	2.07	1.36	1.24	2.20	1.90	3.15	3.95	1.20	1.75	2.90	5.50	12.0	26.0	
4951	Niort	Ajaccio GFCO	Ma 21:00	3.00	1.65	1.19	1.90	1.38	1.97	1.46	1.39	2.55	2.25	4.20	3.40	1.35	2.10	3.85	7.50	18.0	40.0	
4952	Orleans	Bourg Peronna	Ma 21:00	3.90	1.95	1.35	2.20	1.52	2.07	1.36	1.24	2.20	1.90	3.15	3.95	1.20	1.75	2.90	5.50	12.0	26.0	
4953	Paris FC	Chateauroux	Ma 21:00	2.85	1.62	1.18	1.82	1.35	1.97	1.46	1.40	2.60	2.40	4.10	3.40	1.37	2.15	4.00	8.00	18.5	41.0	
4954	Tours	Quevilly Roue	Ma 21:00	3.90	1.95	1.35	2.20	1.52	2.07	1.36	1.24	2.20	1.90	3.15	3.95	1.20	1.75	2.90	5.50	12.0	26.0	
4955	Valenciennes	Sochaux	Ma 21:00	3.60	1.90	1.32	2.15	1.50	2.05	1.38	1.27	2.25	2.00	3.00	3.90	1.22	1.80	3.00	5.75	13.0	28.0	
			Total goluri prima repriză						Total goluri a doua repriză						Mai multe goluri			Pauză sau Final				
			PR 0-1	PR 2-3	PR 1+	PR 2+	PR 3+	PR 4+	DR 0-1	DR 2-3	DR 1+	DR 2+	DR 3+	DR 4+	I>II	I=II	I<II	Psf 1	Psf X	Psf 2		
4947	Auxerre	Reims	Ma 21:00	1.34	3.20	1.41	2.95	6.75	22.0	1.55	2.55	1.21	2.20	5.25	17.0	3.15	3.20	1.95	2.35	1.68	2.05	
4948	Brest	Clermont	Ma 21:00	1.43	3.00	1.35	2.60	6.00	17.0	1.63	2.40	1.17	2.10	4.50	10.0	3.15	3.20	1.95	1.87	1.80	2.55	
4949	Le Havre	Nancy	Ma 21:00	1.32	3.30	1.43	3.05	7.00	24.0	1.53	2.60	1.22	2.30	5.50	17.0	3.15	3.20	1.95	1.89	1.66	2.73	
4950	Nimes	Lorient	Ma 21:00	1.46	2.80	1.30	2.50	5.50	14.0	1.70	2.30	1.16	2.00	4.25	8.00	2.95	3.35	2.00	1.65	1.85	3.00	
4951	Niort	Ajaccio GFCO	Ma 21:00	1.32	3.30	1.43	3.05	7.00	24.0	1.53	2.60	1.22	2.30	5.50	17.0	3.15	3.20	1.95	2.05	1.55	2.70	
4952	Orleans	Bourg Peronna	Ma 21:00	1.46	2.80	1.30	2.50	5.50	14.0	1.70	2.30	1.16	2.00	4.25	8.00	3.15	3.20	1.95	1.90	1.85	2.40	
4953	Paris FC	Chateauroux	Ma 21:00	1.30	3.20	1.46	3.15	7.10	24.0	1.50	2.70	1.29	2.40	6.00	17.0	3.15	3.20	1.95	1.82	1.65	2.85	
4954	Tours	Quevilly Roue	Ma 21:00	1.46	2.80	1.30	2.50	5.50	14.0	1.70	2.30	1.16	2.00	4.25	8.00	3.15	3.20	1.95	2.30	1.90	2.10	
4955	Valenciennes	Sochaux	Ma 21:00	1.45	2.90	1.32	2.55	5.60	15.0	1.65	2.35	1.16	2.05	4.35	9.00	3.15	3.20	1.95	2.20	1.85	2.10	
			Pauză - Final						Marchează													
			1-1	1-X	1-2	X-1	X-X	X-2	2-1	2-X	2-2	GM	OM	GN	ON	GG	NG	GG3	GM-	OM-		
			+ PR1+ PR1+																			

Franta - Ligue 2

			Pauză - Final									Marchează									
			1-1	1-X	1-2	X-1	X-X	X-2	2-1	2-X	2-2	GM	OM	GN	ON	GG	NG	GG3	GM- +	OM- PR1+	PR1+
4947	Auxerre	Reims	Ma 21:00	5.50	14.0	28.0	6.50	4.65	5.60	30.0	14.0	4.30	1.34	1.28	2.83	3.02	1.80	1.95	2.35	2.40	2.15
4948	Brest	Clermont	Ma 21:00	3.75	15.5	29.0	5.40	5.15	7.50	26.0	16.0	5.85	1.22	1.33	3.57	2.87	1.70	2.00	2.10	2.00	2.30
4949	Le Havre	Nancy	Ma 21:00	3.75	15.5	29.0	5.40	4.75	5.90	28.0	16.0	5.50	1.25	1.41	3.33	2.56	1.85	1.85	2.45	2.05	2.40
4950	Nimes	Lorient	Ma 21:00	3.22	16.5	33.0	5.00	5.25	7.00	26.0	16.5	7.50	1.18	1.32	4.50	3.00	1.65	2.10	2.00	1.78	2.65
4951	Niort	Ajaccio GFCO	Ma 21:00	4.35	10.0	28.0	5.50	3.85	7.80	25.0	10.0	7.10	1.27	1.38	3.30	2.80	1.80	1.90	2.40	2.20	2.55
4952	Orleans	Bourg Peronna	Ma 21:00	4.05	13.5	28.0	6.00	5.60	7.20	26.0	14.0	5.20	1.21	1.25	3.75	3.45	1.55	2.30	1.95	1.95	2.15
4953	Paris FC	Chateauroux	Ma 21:00	3.70	15.5	30.0	5.15	4.85	6.80	27.0	15.0	6.80	1.27	1.43	3.25	2.60	1.90	1.80	2.50	2.10	2.55
4954	Tours	Quevilly Roue	Ma 21:00	4.85	15.0	28.0	5.75	4.65	5.60	28.0	15.0	4.35	1.24	1.22	3.41	3.57	1.55	2.30	2.00	2.10	2.05
4955	Valenciennes	Sochaux	Ma 21:00	4.85	15.0	28.0	5.75	4.65	5.70	28.0	15.0	4.40	1.27	1.28	3.20	3.14	1.65	2.10	2.10	2.10	2.05
			Scor corect (Final)									Scor corect (Prima repriză)									
			1:0	2:0	2:1	3:0	0:0	1:1	2:2	0:1	0:2	1:2	0:3	pr1:Cpr2:0	pr2:1pr0:0	pr0:1pr0:0	pr0:1pr0:2	pr1:2			
4947	Auxerre	Reims	Ma 21:00	8.50	13.0	11.0	35.0	8.55	6.00	17.0	7.00	10.0	9.00	25.0	4.33	13.0	21.0	2.60	4.00	12.0	21.0
4948	Brest	Clermont	Ma 21:00	6.50	9.00	8.50	22.0	10.3	6.00	17.0	9.00	14.0	11.0	35.0	4.00	11.0	17.0	2.80	4.67	15.0	21.0
4949	Le Havre	Nancy	Ma 21:00	6.50	9.00	8.50	22.0	8.52	6.00	17.0	9.00	14.0	11.0	35.0	4.00	11.0	21.0	2.50	4.67	15.0	26.0
4950	Nimes	Lorient	Ma 21:00	6.00	7.00	8.00	18.0	11.7	6.50	17.0	9.50	19.0	15.0	50.0	3.75	8.50	15.0	2.90	5.25	17.0	21.0
4951	Niort	Ajaccio GFCO	Ma 21:00	7.00	9.50	8.50	23.0	6.00	7.00	12.0	8.50	13.0	11.0	35.0	4.00	12.0	21.0	1.95	4.50	15.0	26.0
4952	Orleans	Bourg Peronna	Ma 21:00	7.00	9.50	8.50	23.0	12.2	6.00	17.0	8.50	13.0	11.0	35.0	4.33	11.0	17.0	2.90	4.50	13.0	17.0
4953	Paris FC	Chateauroux	Ma 21:00	6.50	8.50	8.50	21.0	7.66	6.00	17.0	9.00	15.0	12.0	40.0	3.85	11.0	21.0	2.45	4.75	17.0	26.0
4954	Tours	Quevilly Roue	Ma 21:00	8.50	12.0	10.0	35.0	12.2	6.00	17.0	7.00	10.0	9.00	25.0	4.33	12.0	17.0	2.90	4.33	12.0	17.0
4955	Valenciennes	Sochaux	Ma 21:00	8.50	12.0	10.0	35.0	10.1	6.00	17.0	7.50	10.0	9.00	25.0	4.33	12.0	17.0	2.85	4.33	12.0	17.0
			Winner (final)		Winner (pauză)		Handicap			Primul gol		Victorie dublă		Marchează în ambele reprize							
			W1	W2	Wp1	Wp2	±H	H 1	H X	H 2	PG 1	PG 2	VD 11	VD 22	1D	2D	1N	2N	1D 2D	1N 2N	
4947	Auxerre	Reims	Ma 21:00	2.01	1.67	2.04	1.74	1.0	1.53	3.75	5.00	1.84	1.76	10.9	8.11	4.25	3.85	1.14	1.17	13.6	1.25
4948	Brest	Clermont	Ma 21:00	1.54	2.25	1.68	2.16	-1.0	4.45	3.65	1.60	1.72	1.89	7.14	12.1	3.00	3.60	1.29	1.20	9.00	1.45
4949	Le Havre	Nancy	Ma 21:00	1.55	2.24	1.65	2.22	-1.0	4.37	3.65	1.61	1.72	1.89	7.27	13.0	3.65	4.80	1.19	1.11	14.6	1.23
4950	Nimes	Lorient	Ma 21:00	1.34	2.82	1.49	2.55	-1.0	3.20	3.50	1.85	1.63	2.02	5.28	16.8	2.70	4.50	1.35	1.12	10.1	1.41
4951	Niort	Ajaccio GFCO	Ma 21:00	1.51	2.29	1.69	2.15	-1.0	4.68	3.70	1.55	1.75	1.95	8.00	12.0	3.40	4.80	1.22	1.11	13.6	1.27
4952	Orleans	Bourg Peronna	Ma 21:00	1.66	2.05	1.75	2.06	-1.0	4.65	3.70	1.57	1.75	1.85	7.55	10.8	3.00	3.33	1.29	1.23	8.33	1.48
4953	Paris FC	Chateauroux	Ma 21:00	1.50	2.35	1.60	2.29	-1.0	4.25	3.60	1.65	1.70	1.91	7.00	13.8	3.70	5.20	1.19	1.09	16.0	1.21
4954	Tours	Quevilly Roue	Ma 21:00	1.95	1.73	1.97	1.81	1.0	1.51	3.80	5.12	1.83	1.77	9.92	8.26	3.70	3.35	1.19	1.23	10.3	1.37
4955	Valenciennes	Sochaux	Ma 21:00	1.89	1.78	1.97	1.81	1.0	1.49	3.80	5.33	1.83	1.77	9.88	8.55	3.15	3.25	1.26	1.24	8.53	1.46
			Combinatii Winner																		
			1& 1-2	1& 3+	1& 1-3	1& 4+	1& 2-3	1/1& 3+	1&Pr 2+	1/1& Pr2+	1&G G	Pr2+ &Dr1+	Pr1+ &Dr2+	2& 1-2	2& 3+	2& 1-3	2& 4+	2& 2-3	2/2& 3+	2&Pr 2+	
4947	Auxerre	Reims	Ma 21:00	4.88	5.30	3.50	9.25	4.95	8.50	7.38	13.0	5.75	3.34	2.77	4.05	4.40	2.91	7.68	4.11	6.75	6.13
4948	Brest	Clermont	Ma 21:00	4.00	3.65	2.80	6.25	3.85	5.35	5.25	8.20	4.25	2.84	2.53	5.87	5.17	4.11	8.67	5.65	8.87	7.27
4949	Le Havre	Nancy	Ma 21:00	3.62	4.04	2.63	7.34	3.76	6.45	5.82	9.15	4.65	3.48	2.94	5.25	5.80	3.81	10.6	5.44	9.50	9.15
4950	Nimes	Lorient	Ma 21:00	3.54	2.84	2.45	4.67	3.33	3.85	4.00	6.00	3.35	2.71	2.32	7.46	5.93	5.15	9.83	7.02	10.8	8.47
4951	Niort	Ajaccio GFCO	Ma 21:00	3.78	4.55	2.75	8.30	3.92	6.97	6.30	10.5	4.90	3.48	2.94	5.73	6.34	4.16	11.6	5.94	8.18	9.20
4952	Orleans	Bourg Peronna	Ma 21:00	4.38	3.50	3.03	5.78	4.12	5.15	4.95	7.95	4.25	2.71	2.32	5.41	4.30	3.74	7.13	5.09	6.81	6.14
4953	Paris FC	Chateauroux	Ma 21:00	3.39	4.05	2.52	7.45	3.67	5.90	5.85	9.50	4.45	3.80	3.13	5.32	6.50	3.95	11.7	5.76	11.0	9.21
4954	Tours	Quevilly Roue	Ma 21:00	5.24	4.20	3.62	6.91	4.93	6.96	5.95	9.70	4.65	2.71	2.32	4.66	3.71	3.22	6.14	4.39	6.24	5.30
4955	Valenciennes	Sochaux	Ma 21:00	4.94	4.17	3.44	6.89	4.71	7.16	5.86	9.89	4.45	2.76	2.42	4.65	3.89	3.24	6.48	4.43	6.49	5.51

Anglia - Conferinta National

			Final									Prima repriză						A doua repriză					
Cod	Gazde	Oaspeti	Zi	Ora	1	X	2	1X	X2	12	PR1	PRX	PR2	PR 1X	PR X2	PR 12	DR1	DRX	DR2	DR 1X	DR X2	DR 12	
4930	Bromley	Barrow	Ma	21:45	2.00	3.40	3.48	1.26	1.72	1.27	2.50	2.17	4.00	1.15	1.40	1.54	2.30	2.35	3.79	1.16	1.45	1.43	
4931	Gateshead	Ebbsfleet	Ma	21:45	4.05	3.25	1.90	1.80	1.20	1.29	4.50	2.08	2.45	1.42	1.11	1.59	4.10	2.35	2.20	1.49	1.13	1.43	
4932	Leyton Orient	Maidenhead	Ma	21:45	1.95	3.40	3.65	1.24	1.76	1.27	2.50	2.17	4.00	1.15	1.40	1.54	2.25	2.35	3.94	1.14	1.47	1.43	
4933	Torquay	Guiseley	Ma	21:45	1.55	4.00	5.50	1.11	2.30	1.22	2.08	2.25	5.30	1.07	1.59	1.50	1.85	2.60	5.03	1.08	1.71	1.35	
4934	Tranmere	Solihull	Ma	21:45	1.75	3.50	4.47	1.17	1.96	1.26	2.30	2.15	4.75	1.09	1.47	1.55	2.05	2.45	4.39	1.11	1.57	1.39	
			Total goluri																				
			TG 0-1	TG 0-2	TG 0-3	TG 1-2	TG 1-3	TG 2-3	TG 2-4	TG 2-5	TG 3-4	TG 3-5	TG 4-6	TG 2G	TG 2+	TG 3+	TG 4+	TG 5+	TG 6+	TG 7+			
4930	Bromley	Barrow	Ma	21:45	3.80	1.95	1.35	2.15	1.43	2.05	1.43	1.30	2.30	2.10	3.05	3.50	1.23	1.75	2.85	5.10	9.50	20.0	
4931	Gateshead	Ebbsfleet	Ma	21:45	3.10	1.75	1.25	1.85	1.34	2.00	1.44	1.36	2.50	2.30	3.50	3.50	1.31	1.95	3.35	6.65	14.0	32.0	
4932	Leyton Orient	Maidenhead	Ma	21:45	3.80	1.95	1.35	2.15	1.43	2.05	1.43	1.30	2.30	2.10	3.05	3.50	1.23	1.75	2.85	5.10	9.50	20.0	

Anglia - Conferinta National

			Total goluri																											
			TG	TG	TG	TG	TG	TG	TG	TG	TG	TG	TG	TG	TG	TG	TG	TG	TG	TG										
			0-1	0-2	0-3	1-2	1-3	2-3	2-4	2-5	3-4	3-5	4-6	2G	2+	3+	4+	5+	6+	7+										
4933	Torquay	Guiseley	Ma	21:45	4.00	2.00	1.40	2.30	1.45	2.10	1.42	1.27	2.25	1.90	3.10	3.80	1.19	1.70	2.70	4.80	8.50	23.0								
4934	Tranmere	Solihull	Ma	21:45	3.55	1.90	1.32	2.10	1.39	2.05	1.44	1.30	2.40	2.15	3.15	4.00	1.25	1.80	3.10	5.35	11.0	23.0								
			Total goluri prima repriză							Total goluri a doua repriză							Mai multe goluri			Pauză sau Final										
			PR	PR	PR	PR	PR	PR	DR	DR	DR	DR	DR	DR	DR	DR	I>II	I=II	I<II	Psf	Psf	Psf	X	X	X	F	F	F	2	
			0-1	2-3	1+	2+	3+	4+	0-1	2-3	1+	2+	3+	4+	5+	6+	7+	8+	9+	10+	11+	12+	13+	14+	15+	16+	17+	18+	19+	20+
4930	Bromley	Barrow	Ma	21:45	1.45	2.80	1.30	2.60	7.10	12.0	1.70	2.30	1.16	2.00	4.25	8.00	3.15	3.20	1.95	1.64	1.90	2.61								
4931	Gateshead	Ebbsfleet	Ma	21:45	1.35	3.10	1.39	2.90	6.45	21.0	1.58	2.50	1.20	2.15	4.75	13.0	2.95	3.35	2.00	3.31	1.67	1.60								
4932	Leyton Orient	Maidenhead	Ma	21:45	1.45	2.80	1.30	2.60	7.10	12.0	1.70	2.30	1.16	2.00	4.25	8.00	2.95	3.35	2.00	1.63	1.85	2.66								
4933	Torquay	Guiseley	Ma	21:45	1.49	2.75	1.28	2.50	6.85	11.0	1.73	2.25	1.15	1.95	3.90	7.50	2.95	3.35	2.00	1.44	2.00	3.44								
4934	Tranmere	Solihull	Ma	21:45	1.40	3.00	1.35	2.70	7.80	14.0	1.63	2.40	1.17	2.10	4.50	10.0	2.95	3.35	2.00	1.57	1.85	3.09								
			Pauză - Final							Marchează																				
			1-1	1-X	1-2	X-1	X-X	X-2	2-1	2-X	2-2	GM	OM	GN	ON	GG	NG	GG3	GM+	OM+	PR1+	PR1+								
4930	Bromley	Barrow	Ma	21:45	3.45	16.0	32.0	5.00	5.00	6.50	28.0	16.5	6.50	1.18	1.30	3.96	3.02	1.60	2.20	2.00	1.70	2.40								
4931	Gateshead	Ebbsfleet	Ma	21:45	6.00	16.5	26.0	7.00	5.25	5.00	33.0	16.5	3.22	1.47	1.20	2.38	3.75	1.80	1.90	2.25	2.70	1.80								
4932	Leyton Orient	Maidenhead	Ma	21:45	3.35	16.5	32.0	5.00	5.25	6.75	27.0	16.5	6.75	1.18	1.32	3.96	2.92	1.60	2.20	2.00	1.70	2.50								
4933	Torquay	Guiseley	Ma	21:45	2.35	17.0	35.0	4.50	5.75	11.0	25.0	17.0	11.0	1.10	1.50	4.83	2.33	1.70	2.00	2.00	1.50	2.50								
4934	Tranmere	Solihull	Ma	21:45	2.72	17.0	34.0	4.60	5.50	9.00	25.0	17.0	9.00	1.17	1.47	4.08	2.38	1.75	1.95	2.20	1.65	2.50								
			Scor corect (Final)										Scor corect (Prima repriză)																	
			1:0	2:0	2:1	3:0	0:0	1:1	2:2	0:1	0:2	1:2	0:3	pr1:C	pr2:0	pr2:1	pr0:0	pr0:1	pr0:2	pr1:2										
4930	Bromley	Barrow	Ma	21:45	6.50	8.00	8.00	18.0	12.0	6.50	17.0	9.50	18.0	15.0	50.0	3.85	9.00	15.0	2.90	5.00	17.0	21.0								
4931	Gateshead	Ebbsfleet	Ma	21:45	9.50	19.0	15.0	50.0	8.93	6.50	17.0	6.00	7.00	8.00	18.0	5.25	17.0	26.0	2.65	3.60	9.00	17.0								
4932	Leyton Orient	Maidenhead	Ma	21:45	6.50	7.50	8.00	18.0	11.6	6.50	17.0	9.50	18.0	15.0	50.0	3.80	9.00	15.0	2.90	5.25	17.0	21.0								
4933	Torquay	Guiseley	Ma	21:45	6.00	6.50	7.50	13.0	10.9	7.00	19.0	12.0	30.0	21.0	80.0	3.40	7.00	15.0	3.00	6.33	26.0	26.0								
4934	Tranmere	Solihull	Ma	21:45	6.00	7.00	7.50	15.0	9.71	6.50	17.0	11.0	22.0	17.0	65.0	3.50	8.00	17.0	2.80	5.67	21.0	26.0								
			Winner (final)		Winner (pauză)		Handicap			Primul gol		Victorie dublă		Marchează în ambele reprize																
			W1	W2	Wp1	Wp2	±H	H 1	H X	H 2	PG 1	PG 2	VD 11	VD 22	1D	2D	1N	2N	1D 2D	1N 2N										
4930	Bromley	Barrow	Ma	21:45	1.41	2.46	1.54	2.46	-1.0	3.60	3.55	1.72	-	-	5.75	15.2	2.70	4.25	1.35	1.14	9.56	1.44								
4931	Gateshead	Ebbsfleet	Ma	21:45	2.80	1.32	2.68	1.46	1.0	1.71	3.50	3.50	-	-	18.5	5.39	4.75	2.85	1.11	1.32	11.3	1.37								
4932	Leyton Orient	Maidenhead	Ma	21:45	1.38	2.58	1.54	2.46	-1.0	3.45	3.50	1.76	-	-	5.63	15.8	2.70	4.50	1.35	1.12	10.1	1.41								
4933	Torquay	Guiseley	Ma	21:45	1.18	3.82	1.31	3.34	-1.0	2.60	3.50	2.19	-	-	3.85	26.7	2.35	5.00	1.46	1.10	9.79	1.50								
4934	Tranmere	Solihull	Ma	21:45	1.25	3.19	1.40	2.90	-1.0	2.95	3.45	1.96	-	-	4.72	20.9	2.50	5.00	1.41	1.10	10.4	1.45								
			Combinatii Winner																											
			1&	1&	1&	1&	1&	1/1&	1&Pr	1/1&	1&G	Pr2+	Pr1+	2&	2&	2&	2&	2&	2/2&	2&Pr										
			1-2	3+	1-3	4+	2-3	3+	2+	Pr2+	G	&Dr1	&Dr2	1-2	3+	1-3	4+	2-3	3+	2+										
4930	Bromley	Barrow	Ma	21:45	3.64	2.99	2.42	4.83	3.47	4.95	4.41	7.18	3.85	2.82	2.32	6.34	5.16	4.22	8.41	6.05	9.32	7.67								
4931	Gateshead	Ebbsfleet	Ma	21:45	6.35	6.75	4.60	11.5	6.86	9.59	9.95	13.9	7.50	3.25	2.67	2.98	3.14	2.16	5.39	3.22	5.15	4.67								
4932	Leyton Orient	Maidenhead	Ma	21:45	3.55	2.92	2.36	4.71	3.39	4.81	4.30	6.97	3.65	2.82	2.32	6.65	5.41	4.42	8.82	6.34	9.68	8.04								
4933	Torquay	Guiseley	Ma	21:45	3.12	2.32	1.97	3.66	2.85	3.37	3.39	4.84	3.10	2.69	2.23	10.1	7.46	6.37	11.9	9.22	15.3	11.0								
4934	Tranmere	Solihull	Ma	21:45	2.97	2.77	2.05	4.67	2.97	4.12	4.00	5.88	3.30	2.95	2.53	7.58	7.01	5.23	11.9	7.58	13.7	10.2								

Anglia Amatori - National League Nord

Cod	Gazde	Oaspeti	Zi	Ora	1	X	2	1X	X2	12	PR1	PRX	PR2	PR	PR	PR	DR1	DRX	DR2	DR	DR	DR					
			1X	X2	12	PR1	PRX	PR2	PR	PR	PR	DR1	DRX	DR2	DR	DR	DR	DR	DR	DR	DR						
			1X	X2	12	PR1	PRX	PR2	PR	PR	PR	DR1	DRX	DR2	DR	DR	DR	DR	DR	DR	DR						
1711	Blyth Spartan	Curzon Ashton	Ma	21:45	1.75	3.70	4.00	1.19	1.92	1.22	2.25	2.30	4.30	1.11	1.47	1.45	2.05	2.45	4.39	1.11	1.57	1.39					
1712	Nuneaton Town	Boston Utd.	Ma	21:45	2.82	3.30	2.30	1.52	1.36	1.27	3.40	2.17	2.80	1.29	1.19	1.51	3.28	2.30	2.60	1.35	1.22	1.45					
1713	Spennymoor To	AFC Telford	Ma	21:45	1.75	3.60	4.10	1.18	1.92	1.23	2.25	2.30	4.30	1.11	1.47	1.45	2.05	2.45	4.39	1.11	1.57	1.39					
			TG	TG	TG	TG	TG	TG	TG	TG	TG	TG	TG	TG	TG	TG	TG	TG	TG	TG	TG	TG					
			0-1	0-2	0-3	1-2	1-3	2-3	2-4	2-5	3-4	3-5	4-6	2G	2+	3+	4+	5+	6+	7+							
1711	Blyth Spartan	Curzon Ashton	Ma	21:45	4.30	2.10	1.42	2.40	1.58	2.20	1.42	1.27	2.20	1.85	3.15	3.90	1.15	1.65	2.55	4.55	8.00	21.0					
1712	Nuneaton Town	Boston Utd.	Ma	21:45	4.00	2.00	1.40	2.30	1.55	2.20	1.40	1.28	2.25	1.90	3.25	3.80	1.15	1.70	2.70	4.80	8.50	23.0					
1713	Spennymoor To	AFC Telford	Ma	21:45	4.30	2.10	1.42	2.40	1.58	2.20	1.42	1.27	2.20	1.85	3.15	3.90	1.15	1.65	2.55	4.55	8.00	21.0					
			PR	PR	PR	PR	±H	H 1	H X	H 2	W1	W2	Wp1	Wp2	I>II	I=II	I<II	Psf	Psf	Psf	X	X	X	F	F	F	2
			0-1	2-3	1+	2+																					
1711	Blyth Spartan	Curzon Ashton	Ma	21:45	1.50	2.65	1.25	2.40	-1.0	2.90	3.45	1.92	1.28	2.92	1.44	2.75	2.95	3.35	2.00	1.54	2.00	2.80					
1712	Nuneaton Town	Boston Utd.	Ma	21:45	1.49	2.75	1.27	2.50	1.0	1.48	3.65	4.56	1.97	1.60	2.09	1.72	3.15	3.20	1.95	2.27	1.81	1.88					

Anglia Amatori - National League Nord

			PR 0-1	PR 2-3	PR 1+	PR 2+	±H	H 1	H X	H 2	W1	W2	Wp1	Wp2	>	=	<	Psf 1	Psf X	Psf 2	
1713	Spennymoor To	AFC Telford	Ma 21:45	1.50	2.65	1.25	2.40	-1.0	3.06	3.45	1.85	1.26	2.96	1.44	2.75	2.95	3.35	2.00	1.54	1.88	2.85
				1-1	1-X	1-2	X-1	X-X	X-2	2-1	2-X	2-2	GM	OM	GN	ON	GG	NG	GG3	GM-	OM-

Anglia Amatori - National League Sud

Cod	Gazde	Oaspeti	Zi Ora	1	X	2	1X	X2	12	PR1	PRX	PR2	PR 1X	PR X2	PR 12	DR1	DRX	DR2	DR 1X	DR X2	DR 12
1717	Bognor	Chelmsford	Ma 21:45	6.85	4.85	1.35	2.84	1.06	1.13	6.50	2.65	1.73	1.85	1.01	1.33	6.50	2.90	1.60	2.00	1.03	1.28
1718	Braintree Tow	Oxford City	Ma 21:45	1.75	3.75	3.92	1.19	1.92	1.21	2.20	2.35	4.20	1.11	1.49	1.43	2.05	2.45	4.39	1.11	1.57	1.39
1719	Concord R.	Hungerford	Ma 21:45	2.30	3.30	2.82	1.36	1.52	1.27	2.80	2.17	3.40	1.19	1.29	1.51	2.60	2.30	3.28	1.22	1.35	1.45
1720	Poole	Whitehawk	Ma 21:45	1.80	3.60	3.85	1.20	1.86	1.23	2.25	2.30	4.20	1.11	1.47	1.45	2.10	2.40	4.33	1.12	1.54	1.41
1721	Welling Unite	Bath	Ma 21:45	2.05	3.60	3.06	1.31	1.65	1.23	2.50	2.35	3.50	1.18	1.37	1.43	2.35	2.80	3.22	1.28	1.50	1.36
1722	Weston S. Mar	Truro	Ma 21:45	3.10	3.55	2.05	1.65	1.30	1.23	3.50	2.35	2.50	1.37	1.18	1.43	3.66	2.35	2.35	1.43	1.17	1.43
				TG 0-1	TG 0-2	TG 0-3	TG 1-2	TG 1-3	TG 2-3	TG 2-4	TG 2-5	TG 3-4	TG 3-5	TG 4-6	TG 2G	TG 2+	TG 3+	TG 4+	TG 5+	TG 6+	TG 7+
1717	Bognor	Chelmsford	Ma 21:45	6.00	2.70	1.70	3.10	1.95	2.40	1.54	1.30	2.10	1.70	2.35	4.20	1.07	1.40	2.00	3.20	5.50	12.0
1718	Braintree Tow	Oxford City	Ma 21:45	5.20	2.40	1.58	2.75	1.70	2.30	1.50	1.27	2.15	1.75	2.60	4.10	1.10	1.50	2.25	3.75	6.50	15.0
1719	Concord R.	Hungerford	Ma 21:45	3.80	1.95	1.35	2.25	1.48	2.15	1.40	1.28	2.30	1.90	3.40	3.80	1.16	1.75	3.00	5.80	8.50	25.0
1720	Poole	Whitehawk	Ma 21:45	4.60	2.20	1.47	2.50	1.63	2.25	1.45	1.27	2.20	1.80	2.95	4.00	1.12	1.60	2.45	4.25	7.50	20.0
1721	Welling Unite	Bath	Ma 21:45	5.20	2.40	1.58	2.75	1.70	2.30	1.50	1.27	2.15	1.75	2.60	4.10	1.10	1.50	2.25	3.75	6.50	15.0
1722	Weston S. Mar	Truro	Ma 21:45	5.20	2.40	1.58	2.75	1.70	2.30	1.50	1.27	2.15	1.75	2.60	4.10	1.10	1.50	2.25	3.75	6.50	15.0
				PR 0-1	PR 2-3	PR 1+	PR 2+	±H	H 1	H X	H 2	W1	W2	Wp1	Wp2	>	=	<	Psf 1	Psf X	Psf 2
1717	Bognor	Chelmsford	Ma 21:45	1.70	2.25	1.14	2.00	1.0	2.84	3.65	1.90	5.44	1.07	4.50	1.20	2.85	3.40	2.05	4.38	2.35	1.28
1718	Braintree Tow	Oxford City	Ma 21:45	1.60	2.40	1.17	2.20	-1.0	2.90	3.45	1.92	1.28	2.87	1.43	2.73	2.95	3.35	2.00	1.52	2.10	2.72
1719	Concord R.	Hungerford	Ma 21:45	1.45	2.80	1.30	2.60	-1.0	4.56	3.65	1.48	1.60	1.97	1.72	2.09	3.15	3.20	1.95	1.88	1.81	2.27
1720	Poole	Whitehawk	Ma 21:45	1.55	2.60	1.22	2.30	-1.0	2.90	3.50	1.86	1.30	2.78	1.44	2.69	2.95	3.35	2.00	1.52	2.00	2.82
1721	Welling Unite	Bath	Ma 21:45	1.60	2.40	1.17	2.20	-1.0	3.55	3.55	1.65	1.48	2.21	1.62	2.27	3.15	3.20	1.95	1.66	2.10	2.30
1722	Weston S. Mar	Truro	Ma 21:45	1.60	2.40	1.17	2.20	1.0	1.65	3.55	3.55	2.23	1.47	2.27	1.62	3.15	3.20	1.95	2.33	1.97	1.66
				1-1	1-X	1-2	X-1	X-X	X-2	2-1	2-X	2-2	GM	OM	GN	ON	GG	NG	GG3	GM-	OM-
1717	Bognor	Chelmsford	Ma 21:45	14.0	18.0	28.0	18.0	7.00	4.30	50.0	18.0	1.87	1.54	1.05	2.22	6.77	1.65	2.10	1.90	2.50	1.36
1718	Braintree Tow	Oxford City	Ma 21:45	2.72	17.0	34.0	4.60	5.50	9.00	25.0	17.0	8.00	1.10	1.30	5.24	3.00	1.45	2.55	1.75	1.60	2.20
1719	Concord R.	Hungerford	Ma 21:45	3.85	15.5	29.0	5.40	4.75	5.90	28.0	16.0	4.80	1.20	1.25	3.75	3.33	1.55	2.30	2.00	1.90	2.40
1720	Poole	Whitehawk	Ma 21:45	2.92	16.5	33.0	4.80	5.50	8.50	26.0	16.5	7.00	1.13	1.28	4.65	3.14	1.50	2.40	1.75	1.65	2.25
1721	Welling Unite	Bath	Ma 21:45	3.50	16.0	31.0	5.30	5.00	6.25	28.0	16.5	5.60	1.13	1.25	4.65	3.33	1.45	2.55	1.75	1.60	1.90
1722	Weston S. Mar	Truro	Ma 21:45	5.60	16.5	28.0	6.25	5.00	5.30	31.0	16.0	3.50	1.25	1.13	3.33	4.65	1.45	2.55	1.75	1.90	1.60
				1:0	2:0	2:1	3:0	0:0	1:1	2:2	0:1	0:2	1:2	0:3	pr1:Cpr2:0	pr2:1pr0:0	pr0:1pr0:2	pr1:2			
1717	Bognor	Chelmsford	Ma 21:45	15.0	40.0	30.0	100	15.0	9.00	25.0	6.50	6.00	8.50	9.50	8.00	31.0	31.0	3.75	3.33	5.50	12.0
1718	Braintree Tow	Oxford City	Ma 21:45	6.00	7.00	7.50	15.0	15.0	6.50	17.0	11.0	22.0	17.0	65.0	3.80	7.50	13.0	3.40	5.67	17.0	17.0
1719	Concord R.	Hungerford	Ma 21:45	6.50	9.50	8.50	23.0	12.5	6.00	17.0	9.00	13.0	11.0	35.0	4.00	11.0	17.0	2.90	4.67	13.0	17.0
1720	Poole	Whitehawk	Ma 21:45	6.00	7.00	8.00	16.0	14.6	6.50	17.0	11.0	21.0	17.0	50.0	3.75	8.00	13.0	3.25	5.50	17.0	21.0
1721	Welling Unite	Bath	Ma 21:45	6.50	8.00	8.50	19.0	15.5	6.00	17.0	9.50	15.0	13.0	50.0	4.00	9.00	13.0	3.40	5.00	13.0	17.0
1722	Weston S. Mar	Truro	Ma 21:45	9.50	15.0	13.0	50.0	15.5	6.00	17.0	6.50	8.00	8.50	19.0	5.00	13.0	17.0	3.40	4.00	9.00	13.0

Anglia Amatori - Isthmian Football League

Cod	Gazde	Oaspeti	Zi Ora	1	X	2	1X	X2	12	PR1	PRX	PR2	PR 1X	PR X2	PR 12	DR1	DRX	DR2	DR 1X	DR X2	DR 12
1725	Dorking Wande	Harrow	Ma 21:45	1.90	3.75	3.15	1.26	1.71	1.18	2.33	2.40	3.80	1.12	1.40	1.37	2.20	3.10	2.99	1.29	1.52	1.27
1726	Leiston	Needham Marke	Ma 21:45	1.60	4.05	4.20	1.15	2.06	1.16	2.05	2.40	4.85	1.05	1.53	1.37	1.85	3.00	4.22	1.14	1.75	1.29
2688	Billericay	Harlow Town	Ma 21:45	1.20	6.00	9.00	-	3.60	1.06	1.50	3.10	8.50	-	2.14	1.21	1.35	3.65	9.18	-	2.61	1.17
				TG 0-1	TG 0-2	TG 0-3	TG 1-2	TG 1-3	TG 2-3	TG 2-4	TG 2-5	TG 3-4	TG 3-5	TG 4-6	TG 2G	TG 2+	TG 3+	TG 4+	TG 5+	TG 6+	TG 7+
1725	Dorking Wande	Harrow	Ma 21:45	6.00	2.50	1.57	2.80	1.80	2.20	1.45	1.20	2.15	1.65	2.35	4.55	1.07	1.45	2.10	3.25	5.50	10.0

Anglia Amatori - Isthmian Football League

			TG	TG	TG	TG	TG	TG	TG	TG	TG	TG	TG	TG	TG	TG	TG	TG	TG	TG
			0-1	0-2	0-3	1-2	1-3	2-3	2-4	2-5	3-4	3-5	4-6	2G	2+	3+	4+	5+	6+	7+
1726 Leiston	Needham Marke	Ma 21:45	5.50	2.40	1.52	2.65	1.75	2.15	1.45	1.21	2.20	1.70	2.45	4.50	1.08	1.50	2.20	3.30	6.00	11.0
2688 Billericay	Harlow Town	Ma 21:45	9.50	3.40	2.05	3.40	2.45	2.80	1.55	1.28	2.07	1.50	1.85	5.20	1.02	1.30	1.60	2.20	3.00	5.00
			PR	PR	PR	PR	±H	H 1	H X	H 2	W1	W2	Wp1	Wp2	>I	I=II	I<II	Psf 1	Psf X	Psf 2
			0-1	2-3	1+	2+														
1725 Dorking Wande	Harrow	Ma 21:45	1.60	2.10	1.13	2.05	-1.0	3.30	3.50	1.71	1.39	2.31	1.53	2.49	2.95	3.35	2.00	1.55	2.03	2.42
1726 Leiston	Needham Marke	Ma 21:45	1.55	2.25	1.14	2.15	-1.0	2.60	3.50	2.06	1.20	3.16	1.34	3.18	2.95	3.35	2.00	1.43	2.04	3.13
2688 Billericay	Harlow Town	Ma 21:45	2.15	1.80	1.04	1.55	-1.0	1.57	3.90	3.60	-	7.50	1.12	6.32	2.85	3.40	2.05	1.12	2.69	5.77
			1-1	1-X	1-2	X-1	X-X	X-2	2-1	2-X	2-2	GM	OM	GN	ON	GG	NG	GG3	GM-	OM-
																		+	PR1+	PR1+
1725 Dorking Wande	Harrow	Ma 21:45	3.22	16.5	33.0	5.00	5.25	7.00	26.0	16.5	6.00	1.12	1.28	4.83	3.14	1.45	2.55	1.65	1.60	2.05
1726 Leiston	Needham Marke	Ma 21:45	2.42	17.0	35.0	4.50	5.75	11.0	25.0	17.0	8.00	1.08	1.38	5.74	2.63	1.50	2.40	1.75	1.55	2.15
2688 Billericay	Harlow Town	Ma 21:45	1.65	21.0	50.0	4.20	8.50	21.5	29.0	20.0	18.0	1.01	1.60	9.10	2.20	1.65	2.10	1.85	1.21	2.50

Anglia Amatori - Premier League Nord

Cod	Gazde	Oaspeti	Zi	Ora	1	X	2	1X	X2	12	PR1	PRX	PR2	PR	PR	PR	DR1	DRX	DR2	DR	DR	DR
					1	X	2	1X	X2	12	PR1	PRX	PR2	1X	X2	12				1X	X2	12
1729 Altrincham	Marine	Ma 21:45	1.40	4.60	5.55	1.07	2.52	1.12	1.80	2.60	5.80	1.01	1.71	1.31	1.65	2.80	6.23	1.03	1.93	1.30		
1730 Grantham	Warrington	Ma 21:45	2.00	3.75	2.90	1.30	1.64	1.18	2.45	2.30	3.70	1.13	1.35	1.41	2.30	2.80	3.13	1.26	1.48	1.33		
1731 Lancaster	Buxton	Ma 21:45	2.40	3.85	2.30	1.48	1.44	1.17	3.20	2.33	2.70	1.29	1.19	1.40	2.71	2.80	2.60	1.38	1.35	1.33		
1732 Matlock	Ashton Utd.	Ma 21:45	3.15	3.75	1.90	1.71	1.26	1.18	3.85	2.33	2.35	1.39	1.12	1.40	3.34	2.80	2.20	1.52	1.23	1.33		
1733 Nantwich	Shaw Lane	Ma 21:45	3.00	3.75	1.95	1.67	1.29	1.18	3.70	2.30	2.45	1.35	1.13	1.41	3.23	2.80	2.25	1.50	1.25	1.33		
1735 Whitby	Rushall	Ma 21:45	2.25	3.75	2.50	1.41	1.50	1.18	2.65	2.33	3.30	1.18	1.30	1.40	2.50	2.80	2.83	1.32	1.41	1.33		
1736 Witton	Farsley Celti	Ma 21:45	2.65	3.90	2.10	1.57	1.36	1.17	3.30	2.45	2.50	1.34	1.18	1.35	2.77	3.00	2.40	1.44	1.33	1.29		
			TG	TG	TG	TG	TG	TG	TG	TG	TG	TG	TG	TG	TG	TG	TG	TG	TG	TG	TG	
			0-1	0-2	0-3	1-2	1-3	2-3	2-4	2-5	3-4	3-5	4-6	2G	2+	3+	4+	5+	6+	7+		
1729 Altrincham	Marine	Ma 21:45	6.85	2.70	1.65	2.95	1.90	2.25	1.48	1.23	2.15	1.60	2.20	4.75	1.05	1.40	1.95	2.90	4.25	9.00		
1730 Grantham	Warrington	Ma 21:45	4.50	2.20	1.42	2.45	1.55	2.15	1.42	1.25	2.25	1.75	2.70	4.25	1.13	1.60	2.45	3.60	7.00	15.0		
1731 Lancaster	Buxton	Ma 21:45	5.50	2.40	1.52	2.65	1.75	2.15	1.45	1.21	2.20	1.70	2.45	4.50	1.08	1.50	2.20	3.30	6.00	11.0		
1732 Matlock	Ashton Utd.	Ma 21:45	4.70	2.30	1.48	2.55	1.65	2.15	1.43	1.23	2.20	1.73	2.60	4.45	1.12	1.55	2.30	3.45	6.50	12.0		
1733 Nantwich	Shaw Lane	Ma 21:45	4.70	2.30	1.48	2.55	1.65	2.15	1.43	1.23	2.20	1.73	2.60	4.45	1.12	1.55	2.30	3.45	6.50	12.0		
1735 Whitby	Rushall	Ma 21:45	5.50	2.40	1.52	2.65	1.75	2.15	1.45	1.21	2.20	1.70	2.45	4.50	1.08	1.50	2.20	3.30	6.00	11.0		
1736 Witton	Farsley Celti	Ma 21:45	6.85	2.70	1.65	2.95	1.90	2.25	1.48	1.23	2.15	1.60	2.20	4.75	1.05	1.40	1.95	2.90	4.25	9.00		
			PR	PR	PR	PR	±H	H 1	H X	H 2	W1	W2	Wp1	Wp2	>I	I=II	I<II	Psf 1	Psf X	Psf 2		
			0-1	2-3	1+	2+																
1729 Altrincham	Marine	Ma 21:45	1.67	2.00	1.12	1.95	-1.0	2.02	3.60	2.52	1.10	4.34	1.24	3.98	2.85	3.40	2.05	1.32	2.30	3.96		
1730 Grantham	Warrington	Ma 21:45	1.50	2.35	1.16	2.25	-1.0	3.60	3.55	1.64	1.47	2.13	1.57	2.37	3.15	3.20	1.95	1.62	1.99	2.27		
1731 Lancaster	Buxton	Ma 21:45	1.55	2.25	1.14	2.15	1.0	1.48	3.65	4.40	1.78	1.70	2.06	1.74	3.15	3.20	1.95	1.97	2.09	1.83		
1732 Matlock	Ashton Utd.	Ma 21:45	1.52	2.30	1.14	2.20	1.0	1.71	3.50	3.20	2.31	1.39	2.49	1.52	2.95	3.35	2.00	2.44	2.10	1.56		
1733 Nantwich	Shaw Lane	Ma 21:45	1.52	2.30	1.14	2.20	1.0	1.67	3.50	3.50	2.20	1.43	2.37	1.57	2.95	3.35	2.00	2.33	1.96	1.61		
1735 Whitby	Rushall	Ma 21:45	1.55	2.25	1.14	2.15	-1.0	4.00	3.65	1.50	1.65	1.83	1.71	2.12	3.15	3.20	1.95	1.80	2.06	1.99		
1736 Witton	Farsley Celti	Ma 21:45	1.67	2.00	1.12	1.95	1.0	1.58	3.55	3.70	1.97	1.56	2.19	1.66	3.15	3.20	1.95	2.11	2.19	1.68		
			1-1	1-X	1-2	X-1	X-X	X-2	2-1	2-X	2-2	GM	OM	GN	ON	GG	NG	GG3	GM-	OM-		
																		+	PR1+	PR1+		
1729 Altrincham	Marine	Ma 21:45	1.95	17.0	50.0	4.30	6.00	17.0	28.0	18.0	10.0	1.05	1.47	6.77	2.38	1.55	2.30	1.75	1.30	2.25		
1730 Grantham	Warrington	Ma 21:45	3.45	16.0	32.0	5.00	5.00	6.50	28.0	16.5	5.70	1.16	1.25	4.20	3.33	1.50	2.40	1.85	1.65	2.00		
1731 Lancaster	Buxton	Ma 21:45	4.50	16.0	28.0	5.90	4.75	5.40	29.0	15.5	3.85	1.21	1.17	3.66	4.08	1.45	2.55	1.75	1.95	1.78		
1732 Matlock	Ashton Utd.	Ma 21:45	6.00	16.5	26.0	7.00	5.25	5.00	33.0	16.5	3.22	1.28	1.13	3.14	4.65	1.50	2.40	1.80	2.00	1.60		
1733 Nantwich	Shaw Lane	Ma 21:45	5.75	16.5	27.0	6.75	5.25	5.00	32.0	16.5	3.35	1.28	1.13	3.14	4.65	1.45	2.55	1.80	2.05	1.68		
1735 Whitby	Rushall	Ma 21:45	3.75	15.5	29.0	5.40	4.75	5.90	28.0	16.0	5.00	1.17	1.21	4.08	3.66	1.45	2.55	1.75	1.70	1.95		
1736 Witton	Farsley Celti	Ma 21:45	4.85	16.0	28.0	6.00	4.80	5.30	31.0	16.0	3.55	1.20	1.13	3.75	4.65	1.40	2.70	1.60	1.80	1.70		

Anglia Amatori - Premier League Sud

Cod	Gazde	Oaspeti	Zi	Ora	1	X	2	1X	X2	12	PR1	PRX	PR2	PR	PR	PR	DR1	DRX	DR2	DR	DR	DR
					1	X	2	1X	X2	12	PR1	PRX	PR2	1X	X2	12				1X	X2	12
1751 Biggleswade	Dunstable Tow	Ma 21:45	1.30	5.00	7.05	1.03	2.92	1.10	1.65	2.80	7.00	-	1.89	1.26	1.50	3.25	6.70	1.02	2.18	1.22		
1752 Bishops S.	Merthyr Town	Ma 21:45	1.70	4.20	3.50	1.21	1.91	1.15	2.10	2.60	4.00	1.11	1.50	1.31	1.95	2.55	4.57	1.10	1.63	1.36		
1753 Kettering	Tiverton	Ma 21:45	1.45	4.55	4.95	1.10	2.37	1.12	1.85	2.70	5.10	1.04	1.67	1.29	1.70	2.70	6.06	1.04	1.86	1.32		
1754 Royston	Slough	Ma 21:45	3.55	3.90	1.75	1.85	1.21	1.17	4.00	2.50	2.17	1.46	1.11	1.34	3.45	3.00	2.05	1.60	1.22	1.29		
1755 St. Ives	Chesham	Ma 21:45	4.03	4.20	1.60	2.06	1.16	1.15	4.65	2.55	2.00	1.56	1.06	1.32	5.03	2.60	1.85	1.71	1.08	1.35		
			TG	TG	TG	TG	TG	TG	TG	TG	TG	TG	TG	TG	TG	TG	TG	TG	TG	TG	TG	
			0-1	0-2	0-3	1-2	1-3	2-3	2-4	2-5	3-4	3-5	4-6	2G	2+	3+	4+	5+	6+	7+		
1751 Biggleswade	Dunstable Tow	Ma 21:45	9.50	3.20	2.05	3.40	2.45	2.80	1.55	1.28	2.07	1.50	1.85	5.20	1.02	1.30	1.60	2.20	3.00	5.00		
1752 Bishops S.	Merthyr Town	Ma 21:45	9.50	3.20	2.05	3.40	2.45	2.80	1.55	1.28	2.07	1.50	1.85	5.20	1.02	1.30	1.60	2.20	3.00	5.00		

Anglia Amatori - Premier League Sud

			TG	TG	TG	TG	TG	TG	TG	TG	TG	TG	TG	TG	TG	TG	TG	TG	TG	TG	
			0-1	0-2	0-3	1-2	1-3	2-3	2-4	2-5	3-4	3-5	4-6	2G	2+	3+	4+	5+	6+	7+	
1753	Kettering	Tiverton	Ma 21:45	9.50	3.20	2.05	3.40	2.45	2.80	1.55	1.28	2.07	1.50	1.85	5.20	1.02	1.33	1.60	2.20	3.00	5.00
1754	Royston	Slough	Ma 21:45	6.00	2.55	1.57	2.80	1.80	2.20	1.45	1.20	2.15	1.65	2.35	4.55	1.07	1.45	2.10	3.25	5.50	10.0
1755	St. Ives	Chesham	Ma 21:45	6.85	2.70	1.65	2.95	1.90	2.25	1.48	1.23	2.15	1.60	2.20	4.75	1.05	1.40	1.95	2.90	4.25	9.00
				PR	PR	PR	PR	±H	H 1	H X	H 2	W1	W2	Wp1	Wp2	I>II	I=II	I<II	P sF 1	P sF X	P sF 2
				0-1	2-3	1+	2+														
1751	Biggleswade	Dunstable Tow	Ma 21:45	2.15	1.80	1.04	1.55	-1.0	1.78	3.75	2.93	1.04	5.64	1.17	4.98	2.85	3.40	2.05	1.21	2.36	4.59
1752	Bishops S.	Merthyr Town	Ma 21:45	2.15	1.80	1.04	1.55	-1.0	2.70	3.45	1.91	1.30	2.67	1.44	2.75	2.95	3.35	2.00	1.46	2.35	2.39
1753	Kettering	Tiverton	Ma 21:45	2.15	1.80	1.04	1.55	-1.0	2.05	3.50	2.37	1.13	3.86	1.29	3.56	2.85	3.40	2.05	1.33	2.50	3.35
1754	Royston	Slough	Ma 21:45	1.67	2.00	1.12	1.95	1.0	1.85	3.45	2.90	2.64	1.30	2.69	1.46	2.95	3.35	2.00	2.57	2.25	1.50
1755	St. Ives	Chesham	Ma 21:45	1.67	2.00	1.12	1.95	1.0	2.06	3.50	2.60	3.07	1.22	3.15	1.36	2.95	3.35	2.00	2.79	2.25	1.40
				1-1	1-X	1-2	X-1	X-X	X-2	2-1	2-X	2-2	GM	OM	GN	ON	GG	NG	GG3	GM-	OM-
																			+	PR1+	PR1+
1751	Biggleswade	Dunstable Tow	Ma 21:45	1.82	19.0	50.0	4.30	7.50	19.0	28.0	19.0	15.0	1.03	1.40	7.74	2.50	1.50	2.40	1.70	1.27	2.45
1752	Bishops S.	Merthyr Town	Ma 21:45	2.62	17.0	34.0	4.50	5.50	10.0	25.0	17.0	8.00	1.07	1.25	5.50	3.20	1.35	2.90	1.50	1.40	1.98
1753	Kettering	Tiverton	Ma 21:45	2.10	17.0	45.0	4.40	5.75	16.0	28.0	17.5	10.0	1.05	1.33	6.77	2.85	1.45	2.55	1.65	1.33	2.30
1754	Royston	Slough	Ma 21:45	7.00	17.0	25.0	9.00	5.50	4.60	34.0	17.0	2.72	1.28	1.08	3.14	5.74	1.40	2.70	1.65	1.95	1.55
1755	St. Ives	Chesham	Ma 21:45	9.50	17.0	25.0	11.0	5.75	4.50	35.0	17.0	2.42	1.30	1.07	2.90	6.05	1.40	2.70	1.60	2.20	1.45

Anglia - FA Super League (F)

Cod	Gazde	Oaspeti	Zi	Ora	1	X	2	1X	X2	12	PR1	PRX	PR2	PR	PR	PR	DR1	DRX	DR2	DR	DR	DR
					TG	TG	TG	TG	TG	TG	TG	TG	TG	TG	TG	TG	TG	TG	TG	TG	TG	TG
					0-1	0-2	0-3	1-2	1-3	2-3	2-4	2-5	3-4	3-5	4-6	2G	2+	3+	4+	5+	6+	7+
1447	Arsenal Lfc	Liverpool Lfc	Ma	21:30	1.75	3.50	3.94	1.17	1.85	1.21	2.20	2.35	4.20	1.09	1.45	1.39	2.05	2.80	3.76	1.18	1.60	1.33
1447	Arsenal Lfc	Liverpool Lfc	Ma	21:30	5.50	2.40	1.52	2.65	1.75	2.15	1.45	1.21	2.20	1.70	2.45	4.50	1.08	1.50	2.20	3.30	6.00	11.0
1447	Arsenal Lfc	Liverpool Lfc	Ma	21:30	1.55	2.25	1.14	2.15	-1.0	2.90	3.45	1.85	1.25	2.81	1.43	2.73	-	-	-	1.52	1.89	2.73
1447	Arsenal Lfc	Liverpool Lfc	Ma	21:30	2.72	17.0	34.0	4.60	5.50	9.00	25.0	17.0	8.00	-	-	-	-	-	-	-	-	-

Anglia - Manchester Premier Cup

Cod	Gazde	Oaspeti	Zi	Ora	1	X	2	1X	X2	12	PR1	PRX	PR2	PR	PR	PR	DR1	DRX	DR2	DR	DR	DR
					TG	TG	TG	TG	TG	TG	TG	TG	TG	TG	TG	TG	TG	TG	TG	TG	TG	TG
					0-1	0-2	0-3	1-2	1-3	2-3	2-4	2-5	3-4	3-5	4-6	2G	2+	3+	4+	5+	6+	7+
1601	FC United of	Trafford	Ma	21:45	1.45	4.50	5.02	1.10	2.37	1.12	-	-	-	-	-	-	-	-	-	-	-	-
1601	FC United of	Trafford	Ma	21:45	7.75	2.90	1.75	3.15	2.05	2.40	1.50	1.26	2.15	1.45	1.90	5.00	1.03	1.35	1.80	2.50	3.25	5.00
1601	FC United of	Trafford	Ma	21:45	-	-	-	-	-	-	-	-	1.13	3.90	-	-	-	-	-	-	-	-

Africa de Sud - Premier League

Cod	Gazde	Oaspeti	Zi	Ora	Final							Prima repriză					A doua repriză					
					1	X	2	1X	X2	12	PR1	PRX	PR2	PR	PR	PR	DR1	DRX	DR2	DR	DR	DR
					TG	TG	TG	TG	TG	TG	TG	TG	TG	TG	TG	TG	TG	TG	TG	TG	TG	TG
					0-1	0-2	0-3	1-2	1-3	2-3	2-4	2-5	3-4	3-5	4-6	2G	2+	3+	4+	5+	6+	7+
1966	Ajax Cape Tow	Baroka	Ma	20:30	2.15	3.05	3.25	1.26	1.58	1.30	2.80	1.92	4.10	1.11	1.28	1.65	2.45	2.35	3.44	1.19	1.39	1.43
2044	Bloemfontein	Chippa United	Ma	20:30	2.10	3.00	3.45	1.24	1.61	1.31	2.80	1.83	4.75	1.07	1.28	1.72	2.40	2.35	3.55	1.18	1.41	1.43
2074	Golden Arrows	Kaizer Chiefs	Ma	20:30	3.21	3.10	2.15	1.58	1.27	1.29	4.10	1.92	2.80	1.28	1.11	1.65	3.44	2.35	2.45	1.39	1.19	1.43
Total goluri																						
					TG	TG	TG	TG	TG	TG	TG	TG	TG	TG	TG	TG	TG	TG	TG	TG	TG	TG
					0-1	0-2	0-3	1-2	1-3	2-3	2-4	2-5	3-4	3-5	4-6	2G	2+	3+	4+	5+	6+	7+
1966	Ajax Cape Tow	Baroka	Ma	20:30	2.65	1.50	1.15	1.75	1.33	2.00	1.52	1.47	2.95	2.55	5.00	3.10	1.35	2.40	4.70	10.0	16.0	48.0
2044	Bloemfontein	Chippa United	Ma	20:30	2.20	1.40	1.13	1.55	1.29	2.00	1.62	1.52	3.15	2.95	5.75	3.00	1.40	2.70	5.35	12.5	18.0	52.0
2074	Golden Arrows	Kaizer Chiefs	Ma	20:30	2.65	1.50	1.15	1.75	1.33	2.00	1.52	1.47	2.95	2.55	5.00	3.10	1.35	2.40	4.70	10.0	16.0	48.0
Total goluri prima repriză							Total goluri a doua repriză							Mai multe goluri			Pauză sau Final					
					PR	PR	PR	PR	PR	PR	DR	DR	DR	DR	DR	DR	I>II	I=II	I<II	P sF 1	P sF X	P sF 2
					0-1	2-3	1+	2+	3+	4+	0-1	2-3	1+	2+	3+	4+						
1966	Ajax Cape Tow	Baroka	Ma	20:30	1.26	3.80	1.54	3.65	9.50	30.0	1.43	2.85	1.33	2.60	6.50	23.0	3.15	3.20	1.95	1.84	1.56	2.60

Africa de Sud - Premier League

				Total goluri prima repriză						Total goluri a doua repriză						Mai multe goluri			Pauză sau Final				
				PR	PR	PR	PR	PR	PR	DR	DR	DR	DR	DR	DR	I>II	I=II	I<II	Psf	1PsF	XPsF	Psf	2
				0-1	2-3	1+	2+	3+	4+	0-1	2-3	1+	2+	3+	4+								
2044	Bloemfontein	Chippa United	Ma 20:30	1.21	4.30	1.64	4.10	11.8	35.0	1.35	3.10	1.38	2.85	8.00	26.0	3.15	3.20	1.95	1.81	1.49	3.00		
2074	Golden Arrows	Kaizer Chiefs	Ma 20:30	1.26	3.80	1.54	3.65	9.50	30.0	1.43	2.85	1.33	2.60	6.50	23.0	3.15	3.20	1.95	2.57	1.57	1.84		
				Pauză - Final						Marchează													
				1-1	1-X	1-2	X-1	X-X	X-2	2-1	2-X	2-2	GM	OM	GN	ON	GG	NG	GG3	GM-	OM-		
																		+	PR1+	PR1+			
1966	Ajax Cape Tow	Baroka	Ma 20:30	3.60	15.5	30.0	5.30	4.80	6.00	28.0	16.0	6.00	1.30	1.54	3.02	2.22	2.05	1.70	2.85	2.15	2.50		
2044	Bloemfontein	Chippa United	Ma 20:30	3.55	16.0	31.0	5.00	4.50	6.00	28.0	16.0	6.00	1.34	1.68	2.83	1.98	2.30	1.55	3.20	2.25	2.70		
2074	Golden Arrows	Kaizer Chiefs	Ma 20:30	6.00	16.0	28.0	6.00	4.80	5.30	30.0	15.5	3.60	1.54	1.30	2.22	3.02	2.05	1.70	2.80	2.70	2.15		
				Scor corect (Final)						Scor corect (Prima repriză)													
				1:0	2:0	2:1	3:0	0:0	1:1	2:2	0:1	0:2	1:2	0:3	pr1:	Cpr2:0	pr2:1	pr0:0	pr0:1	pr0:2	pr1:2		
1966	Ajax Cape Tow	Baroka	Ma 20:30	6.50	8.50	8.50	19.0	6.70	6.00	17.0	9.00	15.0	13.0	50.0	3.75	11.0	26.0	2.30	5.00	2.10	31.0		
2044	Bloemfontein	Chippa United	Ma 20:30	6.50	8.00	8.50	19.0	5.60	6.00	17.0	9.50	15.0	13.0	50.0	3.67	11.0	31.0	2.15	5.25	26.0	41.0		
2074	Golden Arrows	Kaizer Chiefs	Ma 20:30	9.00	15.0	13.0	50.0	6.70	6.00	17.0	6.50	8.50	8.50	19.0	5.00	21.0	31.0	2.30	3.75	11.0	26.0		
				Winner (final)		Winner (pauză)		Handicap			Primul gol		Victorie dublă		Marchează în ambele reprize								
				W1	W2	Wp1	Wp2	±H	H 1	H X	H 2	PG 1	PG 2	VD 11	VD 22	1D	2D	1N	2N	1D 2D	1N 2N		
1966	Ajax Cape Tow	Baroka	Ma 20:30	1.45	2.18	1.58	2.31	-1.0	4.13	3.55	1.55	-	-	6.86	14.1	3.50	5.25	1.21	1.09	15.3	1.23		
2044	Bloemfontein	Chippa United	Ma 20:30	1.40	2.30	1.50	2.54	-1.0	3.95	3.55	1.58	-	-	6.72	16.9	3.75	6.33	1.18	1.05	19.8	1.16		
2074	Golden Arrows	Kaizer Chiefs	Ma 20:30	2.17	1.46	2.31	1.58	1.0	1.55	3.55	4.13	-	-	14.1	6.86	5.25	3.50	1.09	1.21	15.3	1.23		
				Combinatii Winner																			
				1& 1-2	1& 3+	1& 1-3	1& 4+	1& 2-3	1/1& 3+	1&Pr 2+	1/1& Pr2+	1&G	Pr2+ &Dr1	Pr1+ &Dr2	2& 1-2	2& 3+	2& 1-3	2& 4+	2& 2-3	2/2& 3+	2&Pr 2+		
1966	Ajax Cape Tow	Baroka	Ma 20:30	3.19	4.41	2.42	8.56	3.64	7.08	6.65	10.5	4.90	4.54	3.58	4.82	6.61	3.66	12.9	5.51	11.8	10.1		
2044	Bloemfontein	Chippa United	Ma 20:30	2.76	4.85	2.30	9.52	3.56	7.86	7.30	11.6	5.50	5.29	4.17	4.53	7.89	3.77	15.6	5.85	13.3	12.0		
2074	Golden Arrows	Kaizer Chiefs	Ma 20:30	4.76	6.58	3.62	12.8	5.44	11.8	9.93	17.5	7.35	4.54	3.58	3.19	4.37	2.42	8.56	3.64	7.08	6.65		

Austria - Erste Liga

Cod	Gazde	Oaspeti	Zi	Ora	Final							Prima repriză						A doua repriză						
					1	X	2	1X	X2	12	PR1	PRX	PR2	PR	PR	PR	DR1	DRX	DR2	DR	DR	DR		
														1X	X2	12				1X	X2	12		
4890	Innsbruck	Hartberg	Ma	19:30	2.15	3.30	3.10	1.30	1.55	1.27	2.65	2.20	3.60	1.17	1.33	1.49	2.45	2.50	3.30	1.19	1.39	1.40		
4891	Kapfenberg	Wattens	Ma	19:30	2.35	3.20	2.80	1.35	1.50	1.28	2.85	2.17	3.35	1.20	1.28	1.51	2.65	2.45	3.10	1.23	1.34	1.42		
4892	Liefering	FC Blau Weiss	Ma	19:30	1.55	4.00	5.35	1.12	2.25	1.21	2.05	2.35	5.00	1.07	1.57	1.43	1.85	2.70	4.70	1.08	1.71	1.35		
4893	Neustadt	A. Lustenau	Ma	19:30	1.85	3.40	3.80	1.20	1.80	1.25	2.35	2.17	4.30	1.11	1.43	1.51	2.15	2.45	4.00	1.13	1.51	1.42		
					Total goluri																			
					TG	TG	TG	TG	TG	TG	TG	TG	TG	TG	TG	TG	TG	TG	TG	TG	TG	TG	TG	
					0-1	0-2	0-3	1-2	1-3	2-3	2-4	2-5	3-4	3-5	4-6	2G	2+	3+	4+	5+	6+	7+		
4890	Innsbruck	Hartberg	Ma	19:30	4.00	2.00	1.40	2.30	1.55	2.20	1.40	1.28	2.25	1.90	3.25	3.80	1.15	1.70	2.70	4.80	8.50	23.0		
4891	Kapfenberg	Wattens	Ma	19:30	3.80	1.95	1.35	2.25	1.48	2.15	1.40	1.28	2.30	1.90	3.40	3.80	1.16	1.75	3.00	5.80	8.50	25.0		
4892	Liefering	FC Blau Weiss	Ma	19:30	4.60	2.20	1.47	2.50	1.63	2.25	1.45	1.27	2.20	1.80	2.95	4.00	1.12	1.60	2.45	4.25	7.50	20.0		
4893	Neustadt	A. Lustenau	Ma	19:30	3.60	1.90	1.32	2.15	1.48	2.10	1.42	1.28	2.35	2.00	3.50	3.70	1.16	1.80	3.10	5.75	10.0	30.0		
					Total goluri prima repriză						Total goluri a doua repriză						Mai multe goluri			Pauză sau Final				
					PR	PR	PR	PR	PR	PR	DR	DR	DR	DR	DR	DR	I>II	I=II	I<II	Psf <th>1PsF</th> <th>XPsF</th> <th>Psf</th> <th>2</th>	1PsF	XPsF	Psf	2
					0-1	2-3	1+	2+	3+	4+	0-1	2-3	1+	2+	3+	4+								
4890	Innsbruck	Hartberg	Ma	19:30	1.49	2.75	1.27	2.50	5.35	13.0	1.73	2.25	1.15	1.95	3.90	7.50	3.15	3.20	1.95	1.77	1.82	2.60		
4891	Kapfenberg	Wattens	Ma	19:30	1.45	2.80	1.30	2.60	5.50	14.0	1.70	2.30	1.16	2.00	4.25	8.00	3.15	3.20	1.95	1.95	1.78	2.25		
4892	Liefering	FC Blau Weiss	Ma	19:30	1.55	2.60	1.22	2.30	5.00	11.0	1.83	2.20	1.13	1.80	3.50	6.50	2.95	3.35	2.00	1.38	2.20	4.15		
4893	Neustadt	A. Lustenau	Ma	19:30	1.44	2.90	1.32	2.65	5.60	15.0	1.65	2.35	1.16	2.05	4.35	9.00	2.95	3.35	2.00	1.65	1.80	2.90		
					Pauză - Final						Marchează													
					1-1	1-X	1-2	X-1	X-X	X-2	2-1	2-X	2-2	GM	OM	GN	ON	GG	NG	GG3	GM-	OM-		
																			+	PR1+	PR1+			
4890	Innsbruck	Hartberg	Ma	19:30	3.60	15.5	30.0	5.30	4.80	6.00	28.0	16.0	5.50	1.18	1.30	3.80	2.90	1.55	2.30	1.95	1.85	2.40		
4891	Kapfenberg	Wattens	Ma	19:30	4.05	15.0	28.0	5.40	4.75	5.90	28.0	16.0	4.75	1.20	1.28	3.50	3.00	1.60	2.20	2.00	1.95	2.35		
4892	Liefering	FC Blau Weiss	Ma	19:30	2.30	17.0	35.0	4.50	5.75	11.0	25.0	17.0	9.00	1.10	1.38	5.00	2.60	1.60	2.20	1.85	1.60	2.40		
4893	Neustadt	A. Lustenau	Ma	19:30	3.12	16.5	33.0	4.80	5.50	7.50	26.0	16.5	6.50	1.18	1.42	3.80	2.40	1.70	2.00	2.05	1.75	2.65		
					Scor corect (Final)						Scor corect (Prima repriză)													

Austria - Erste Liga

			Scor corect (Final)										Scor corect (Prima repriză)								
			1:0	2:0	2:1	3:0	0:0	1:1	2:2	0:1	0:2	1:2	0:3	pr1:Cpr2:0	pr2:1pr0:0	pr0:1pr0:2	pr1:2	pr2:0	pr0:1	pr0:2	pr1:2
4890	Innsbruck	Hartberg	Ma 19:30	6.50	8.50	8.50	19.0	11.6	6.00	17.0	9.00	15.0	13.0	50.0	4.00	10.0	15.0	3.00	4.75	15.0	17.0
4891	Kapfenberg	Wattens	Ma 19:30	7.00	9.50	8.50	23.0	12.2	6.00	17.0	8.50	13.0	11.0	35.0	4.33	11.0	17.0	2.90	4.50	13.0	17.0
4892	Liefering	FC Blau Weiss	Ma 19:30	6.00	6.50	7.50	13.0	13.9	7.00	19.0	12.0	30.0	21.0	80.0	3.50	7.00	13.0	3.25	6.33	21.0	26.0
4893	Neustadt	A. Lustenau	Ma 19:30	6.00	7.00	8.00	17.0	10.3	6.50	17.0	10.0	20.0	15.0	50.0	3.67	8.50	15.0	2.85	5.50	17.0	26.0
			Winner (final)		Winner (pauză)		Handicap			Primul gol		Victorie dublă		Marchează în ambele reprize							
			W1	W2	Wp1	Wp2	±H	H 1	H X	H 2	PG 1	PG 2	VD 11	VD 22	1D	2D	1N	2N	1D 2D	1N 2N	
4890	Innsbruck	Hartberg	Ma 19:30	1.50	2.16	1.64	2.23	-1.0	4.13	3.55	1.55	-	-	6.49	12.4	2.70	3.40	1.35	1.22	7.65	1.54
4891	Kapfenberg	Wattens	Ma 19:30	1.62	1.94	1.75	2.06	-1.0	4.68	3.70	1.50	-	-	7.55	10.8	3.00	3.33	1.29	1.23	8.33	1.48
4892	Liefering	FC Blau Weiss	Ma 19:30	1.18	3.54	1.33	3.24	-1.0	2.60	3.50	2.10	-	-	3.79	25.2	2.10	4.50	1.57	1.12	7.88	1.64
4893	Neustadt	A. Lustenau	Ma 19:30	1.31	2.73	1.45	2.66	-1.0	3.34	3.50	1.80	-	-	5.05	17.8	2.55	4.33	1.39	1.14	9.20	1.48
			Combinatii Winner																		
			1& 1-2	1& 3+	1& 1-3	1& 4+	1& 2-3	1/1& 3+	1&Pr 2+	1/1& Pr2+	1&G G	Pr2+ &Dr1+	Pr1+ &Dr2+	2& 1-2	2& 3+	2& 1-3	2& 4+	2& 2-3	2/2& 3+	2&Pr 2+	
4890	Innsbruck	Hartberg	Ma 19:30	4.19	3.12	2.82	4.92	4.01	5.02	4.56	7.20	3.40	2.69	2.21	6.04	4.47	4.07	7.09	5.78	7.66	6.57
4891	Kapfenberg	Wattens	Ma 19:30	4.48	3.51	2.95	5.97	4.28	5.81	5.18	8.42	3.80	2.82	2.32	5.38	4.18	3.54	7.17	5.14	6.81	6.21
4892	Liefering	FC Blau Weiss	Ma 19:30	3.39	2.19	2.21	3.32	3.05	3.17	3.12	4.45	2.70	2.43	1.96	10.2	6.51	6.63	9.97	9.15	11.8	9.36
4893	Neustadt	A. Lustenau	Ma 19:30	3.37	2.85	2.32	4.86	3.29	4.60	4.15	6.61	3.20	2.87	2.42	7.05	5.90	4.85	10.2	6.89	9.59	8.69

Austria Amatori - Regionalliga Centru

Cod	Gazde	Oaspeti	Zi Ora	1	X	2	1X	X2	12	PR1	PRX	PR2	PR 1X	PR X2	PR 12	DR1	DRX	DR2	DR 1X	DR X2	DR 12	
1010	FC Gleisdorf	Pasching/Lask	Ma 20:00	1.80	3.70	3.50	1.21	1.80	1.19	2.25	2.40	4.00	1.11	1.43	1.37	2.10	3.00	3.32	1.24	1.58	1.29	
				TG 0-1	TG 0-2	TG 0-3	TG 1-2	TG 1-3	TG 2-3	TG 2-4	TG 2-5	TG 3-4	TG 3-5	TG 4-6	TG 2G	TG 2+	TG 3+	TG 4+	TG 5+	TG 6+	TG 7+	
1010	FC Gleisdorf	Pasching/Lask	Ma 20:00	5.60	2.50	1.65	3.00	1.85	2.35	1.52	1.28	2.10	1.75	2.45	4.20	1.08	1.45	2.00	3.00	5.00	9.00	
				PR 0-1	PR 2-3	PR 1+	PR 2+	±H	H 1	H X	H 2	W1	W2	Wp1	Wp2	>I	I=II	I<II	PsF 1	PsF X	PsF 2	
1010	FC Gleisdorf	Pasching/Lask	Ma 20:00	1.65	2.30	1.16	2.10	-1.0	3.00	3.50	1.80	1.31	2.55	1.48	2.63	-	-	-	1.52	1.98	2.55	
				1-1	1-X	1-2	X-1	X-X	X-2	2-1	2-X	2-2	GM	OM	GN	ON	GG	NG	GG3	GM-	OM-	PR1+ PR1+
1010	FC Gleisdorf	Pasching/Lask	Ma 20:00	2.92	16.5	33.0	4.80	5.50	8.50	26.0	16.5	7.00	-	-	-	-	-	-	-	-	-	

Austria Amatori - Regionalliga Est

Cod	Gazde	Oaspeti	Zi Ora	1	X	2	1X	X2	12	PR1	PRX	PR2	PR 1X	PR X2	PR 12	DR1	DRX	DR2	DR 1X	DR X2	DR 12	
1012	Austria Wien	SV Schwechat	Ma 20:00	1.20	6.00	9.00	-	3.60	1.06	1.53	2.85	9.50	-	2.08	1.25	1.35	3.65	9.18	-	2.61	1.17	
1014	SC Mannsdorf	FCM Traiskirc	Ma 20:30	2.15	3.50	2.80	1.33	1.55	1.21	2.65	2.25	3.45	1.16	1.30	1.43	2.45	2.80	2.89	1.31	1.42	1.33	
1015	SC Neusiedl 1	SV Horn	Ma 20:30	4.55	4.05	1.55	2.15	1.12	1.16	5.20	2.40	1.98	1.57	1.04	1.37	4.50	3.00	1.80	1.80	1.12	1.29	
				TG 0-1	TG 0-2	TG 0-3	TG 1-2	TG 1-3	TG 2-3	TG 2-4	TG 2-5	TG 3-4	TG 3-5	TG 4-6	TG 2G	TG 2+	TG 3+	TG 4+	TG 5+	TG 6+	TG 7+	
1012	Austria Wien	SV Schwechat	Ma 20:00	6.00	2.70	1.70	3.10	1.95	2.40	1.54	1.30	2.10	1.70	2.35	4.20	1.07	1.40	1.90	3.00	5.00	9.00	
1014	SC Mannsdorf	FCM Traiskirc	Ma 20:30	4.30	2.10	1.42	2.40	1.58	2.20	1.42	1.27	2.20	1.85	3.15	3.90	1.15	1.65	2.55	4.55	8.00	21.0	
1015	SC Neusiedl 1	SV Horn	Ma 20:30	4.90	2.30	1.50	2.65	1.65	2.25	1.47	1.27	2.15	1.75	2.75	4.10	1.10	1.55	2.40	4.00	7.00	22.0	
				PR 0-1	PR 2-3	PR 1+	PR 2+	±H	H 1	H X	H 2	W1	W2	Wp1	Wp2	>I	I=II	I<II	PsF 1	PsF X	PsF 2	
1012	Austria Wien	SV Schwechat	Ma 20:00	1.70	2.25	1.14	2.00	-1.0	1.57	3.90	3.60	-	7.50	1.10	6.82	-	-	-	1.14	2.50	6.22	
1014	SC Mannsdorf	FCM Traiskirc	Ma 20:30	1.50	2.65	1.25	2.40	-1.0	3.90	3.55	1.55	1.54	2.00	1.67	2.17	-	-	-	1.77	1.92	2.35	
1015	SC Neusiedl 1	SV Horn	Ma 20:30	1.57	2.55	1.19	2.25	1.0	2.15	3.50	2.40	3.43	1.17	3.42	1.30	-	-	-	3.32	2.04	1.39	
				1-1	1-X	1-2	X-1	X-X	X-2	2-1	2-X	2-2	GM	OM	GN	ON	GG	NG	GG3	GM-	OM-	PR1+ PR1+
1012	Austria Wien	SV Schwechat	Ma 20:00	1.65	21.0	50.0	4.20	8.50	21.5	29.0	20.0	18.0	-	-	-	-	-	-	-	-	-	
1014	SC Mannsdorf	FCM Traiskirc	Ma 20:30	3.60	15.5	30.0	5.30	4.80	6.00	28.0	16.0	4.50	-	-	-	-	-	-	-	-	-	
1015	SC Neusiedl 1	SV Horn	Ma 20:30	9.00	17.0	25.0	13.0	5.75	4.40	40.0	17.0	2.32	-	-	-	-	-	-	-	-	-	

Austria - Steirer Cup

Cod	Gazde	Oaspeti	Zi Ora	1	X	2	1X	X2	12	PR1	PRX	PR2	PR 1X	PR X2	PR 12	DR1	DRX	DR2	DR 1X	DR X2	DR 12
-----	-------	---------	--------	---	---	---	----	----	----	-----	-----	-----	-------	-------	-------	-----	-----	-----	-------	-------	-------

Austria - Steirer Cup

Cod	Gazde	Oaspeti	Zi	Ora	1	X	2	1X	X2	12	PR1	PRX	PR2	PR	PR	PR	DR1	DRX	DR2	DR	DR	DR
														1X	X2	12				1X	X2	12
1407	USV Allerheil	Deutschlandsb	Ma	20:00	2.20	3.70	2.59	1.38	1.52	1.19	-	-	-	-	-	-	-	-	-	-	-	-
					TG	TG	TG	TG	TG	TG	TG	TG	TG	TG	TG	TG	TG	TG	TG	TG	TG	TG
					0-1	0-2	0-3	1-2	1-3	2-3	2-4	2-5	3-4	3-5	4-6	2G	2+	3+	4+	5+	6+	7+
1407	USV Allerheil	Deutschlandsb	Ma	20:00	5.50	2.40	1.52	2.65	1.75	2.15	1.45	1.21	2.20	1.70	2.45	4.50	1.08	1.50	2.20	3.30	6.00	11.0
					PR	PR	PR	PR	\$HD	H 1	H X	H 2	W1	W2	Wp1	Wp2	I>II	I=II	I<II	Psf 1	Psf X	Psf 2
					0-1	2-3	1+	2+	\$													
1407	USV Allerheil	Deutschlandsb	Ma	20:00	-	-	-	-	-	-	-	-	1.61	1.89	-	-	-	-	-	-	-	-

Austria - SFV Stiegl Cup

Cod	Gazde	Oaspeti	Zi	Ora	1	X	2	1X	X2	12	PR1	PRX	PR2	PR	PR	PR	DR1	DRX	DR2	DR	DR	DR
														1X	X2	12				1X	X2	12
1408	Sak 1914 Sazl	FC Pinzgau Sa	Ma	20:00	3.18	3.70	1.90	1.71	1.26	1.19	-	-	-	-	-	-	-	-	-	-	-	-
					TG	TG	TG	TG	TG	TG	TG	TG	TG	TG	TG	TG	TG	TG	TG	TG	TG	TG
					0-1	0-2	0-3	1-2	1-3	2-3	2-4	2-5	3-4	3-5	4-6	2G	2+	3+	4+	5+	6+	7+
1408	Sak 1914 Sazl	FC Pinzgau Sa	Ma	20:00	6.00	2.55	1.57	2.80	1.80	2.20	1.45	1.20	2.15	1.65	2.35	4.55	1.07	1.45	2.00	3.00	5.00	9.00
					PR	PR	PR	PR	\$HD	H 1	H X	H 2	W1	W2	Wp1	Wp2	I>II	I=II	I<II	Psf 1	Psf X	Psf 2
					0-1	2-3	1+	2+	\$													
1408	Sak 1914 Sazl	FC Pinzgau Sa	Ma	20:00	-	-	-	-	-	-	-	-	2.32	1.39	-	-	-	-	-	-	-	-

Belgia - Beloften Pro League, Grupa A

Cod	Gazde	Oaspeti	Zi	Ora	1	X	2	1X	X2	12	PR1	PRX	PR2	PR	PR	PR	DR1	DRX	DR2	DR	DR	DR
														1X	X2	12				1X	X2	12
1016	RSC Anderlech	Sporting Loke	Ma	20:30	1.60	4.35	3.90	1.17	2.06	1.13	1.98	2.60	4.50	1.07	1.57	1.31	1.85	3.20	3.87	1.17	1.75	1.25
					TG	TG	TG	TG	TG	TG	TG	TG	TG	TG	TG	TG	TG	TG	TG	TG	TG	TG
					0-1	0-2	0-3	1-2	1-3	2-3	2-4	2-5	3-4	3-5	4-6	2G	2+	3+	4+	5+	6+	7+
1016	RSC Anderlech	Sporting Loke	Ma	20:30	7.75	2.90	1.75	3.15	2.05	2.40	1.50	1.26	2.15	1.55	2.05	5.00	1.03	1.35	1.80	2.50	3.00	5.00
					PR	PR	PR	PR	±H	H 1	H X	H 2	W1	W2	Wp1	Wp2	I>II	I=II	I<II	Psf 1	Psf X	Psf 2
					0-1	2-3	1+	2+														
1016	RSC Anderlech	Sporting Loke	Ma	20:30	1.80	1.95	1.10	1.80	-1.0	2.50	3.50	2.06	1.23	3.00	1.36	3.09	-	-	-	1.40	2.27	2.83
					1-1	1-X	1-2	X-1	X-X	X-2	2-1	2-X	2-2	GM	OM	GN	ON	GG	NG	GG3	GM-	OM-
1016	RSC Anderlech	Sporting Loke	Ma	20:30	2.42	17.0	35.0	4.50	5.75	11.0	25.0	17.0	8.00	-	-	-	-	-	-	-	-	-

Belgia - Beloften Pro League, Grupa B

Cod	Gazde	Oaspeti	Zi	Ora	1	X	2	1X	X2	12	PR1	PRX	PR2	PR	PR	PR	DR1	DRX	DR2	DR	DR	DR
														1X	X2	12				1X	X2	12
1017	KV Kortrijk U	Antwerp U21	Ma	20:30	1.90	4.05	2.95	1.30	1.71	1.16	2.30	2.50	3.60	1.14	1.41	1.34	2.20	3.00	3.09	1.27	1.52	1.29
					TG	TG	TG	TG	TG	TG	TG	TG	TG	TG	TG	TG	TG	TG	TG	TG	TG	TG
					0-1	0-2	0-3	1-2	1-3	2-3	2-4	2-5	3-4	3-5	4-6	2G	2+	3+	4+	5+	6+	7+
1017	KV Kortrijk U	Antwerp U21	Ma	20:30	7.75	2.90	1.75	3.15	2.05	2.40	1.50	1.26	2.15	1.55	2.05	5.00	1.03	1.35	1.80	2.50	3.00	5.00
					PR	PR	PR	PR	±H	H 1	H X	H 2	W1	W2	Wp1	Wp2	I>II	I=II	I<II	Psf 1	Psf X	Psf 2
					0-1	2-3	1+	2+														
1017	KV Kortrijk U	Antwerp U21	Ma	20:30	1.80	1.95	1.10	1.80	-1.0	3.20	3.50	1.71	1.43	2.22	1.55	2.42	-	-	-	1.54	2.19	2.40
					1-1	1-X	1-2	X-1	X-X	X-2	2-1	2-X	2-2	GM	OM	GN	ON	GG	NG	GG3	GM-	OM-
1017	KV Kortrijk U	Antwerp U21	Ma	20:30	3.22	16.5	33.0	5.00	5.25	7.00	26.0	16.5	5.00	-	-	-	-	-	-	-	-	-

Bulgaria - Cupa

Cod	Gazde	Oaspeti	Zi	Ora	Final					Prima repriză					A doua repriză							
					1	X	2	1X	X2	12	PR1	PRX	PR2	PR	PR	PR	DR1	DRX	DR2	DR	DR	DR
														1X	X2	12				1X	X2	12
3001	Slavia Sofia	Botev Plovdiv	Ma	18:30	2.40	3.00	3.05	1.34	1.52	1.35	2.95	1.98	3.75	1.18	1.29	1.67	2.70	2.25	3.23	1.22	1.32	1.47
					Total goluri																	
					TG	TG	TG	TG	TG	TG	TG	TG	TG	TG	TG	TG	TG	TG	TG	TG	TG	TG
					0-1	0-2	0-3	1-2	1-3	2-3	2-4	2-5	3-4	3-5	4-6	2G	2+	3+	4+	5+	6+	7+
3001	Slavia Sofia	Botev Plovdiv	Ma	18:30	3.00	1.65	1.19	1.90	1.38	1.97	1.46	1.39	2.55	2.25	4.20	3.40	1.35	2.10	3.85	7.50	18.0	40.0
					Total goluri prima repriză					Total goluri a doua repriză					Mai multe goluri			Pauză sau Final				

Bulgaria - Cupa

Cod	Gazde	Oaspeti	Zi	Ora	Total goluri prima repriză					Total goluri a doua repriză					Mai multe goluri			Pauză sau Final				
					PR 0-1	PR 2-3	PR 1+	PR 2+	PR 3+	PR 4+	DR 0-1	DR 2-3	DR 1+	DR 2+	DR 3+	DR 4+	I>II	I=II	I<II	Psf 1	Psf X	Psf 2
3001	Slavia Sofia	Botev Plovdiv	Ma	18:30	1.32	3.30	1.43	3.05	7.00	24.0	1.53	2.60	1.22	2.30	5.50	17.0	3.15	3.20	1.95	2.00	1.60	2.50
					Pauză - Final					Marchează												
					1-1	1-X	1-2	X-1	X-X	X-2	2-1	2-X	2-2	GM	OM	GN	ON	GG	NG	GG3	GM-	OM-
															+ PR1+ PR1+							
3001	Slavia Sofia	Botev Plovdiv	Ma	18:30	4.25	15.0	28.0	5.50	4.75	5.85	28.0	16.0	5.50	1.28	1.37	3.14	2.70	1.80	1.90	2.45	2.30	2.40
					Scor corect (Final)					Scor corect (Prima repriză)												
					1:0	2:0	2:1	3:0	0:0	1:1	2:2	0:1	0:2	1:2	0:3	pr1:Cpr2:0	pr2:1pr0:0	pr0:1pr0:2	pr1:2			
3001	Slavia Sofia	Botev Plovdiv	Ma	18:30	7.00	9.50	8.50	25.0	8.48	6.00	17.0	8.50	13.0	11.0	35.0	4.00	12.0	21.0	2.50	4.50	15.0	26.0
					Winner (final)		Winner (pauză)		Handicap			Primul gol		Victorie dublă		Marchează în ambele reprize						
					W1	W2	Wp1	Wp2	±H	H 1	H X	H 2	PG 1	PG 2	VD 11	VD 22	1D	2D	1N	2N	1D	1N
																2D 2N						
3001	Slavia Sofia	Botev Plovdiv	Ma	18:30	1.60	2.03	1.69	2.15	-1.0	4.88	3.70	1.52	1.75	1.85	7.97	12.1	3.85	4.80	1.17	1.11	15.4	1.21
					Combinatii Winner																	
					1& 1-2	1& 3+	1& 1-3	1& 4+	1& 2-3	1/1& 3+	1&Pr 2+	1/1& Pr2+	1&G &Dr1	Pr2+ &Dr2	Pr1+ &Dr2	2& 1-2	2& 3+	2& 1-3	2& 4+	2& 2-3	2/2& 3+	2&Pr 2+
3001	Slavia Sofia	Botev Plovdiv	Ma	18:30	3.86	4.31	2.81	7.83	4.01	7.32	6.20	10.4	4.85	3.48	2.94	4.91	5.43	3.57	9.95	5.09	9.47	7.88

Cehia - FNL

Cod	Gazde	Oaspeti	Zi	Ora	Final					Prima repriză					A doua repriză							
					1	X	2	1X	X2	12	PR1	PRX	PR2	PR 1X	PR X2	PR 12	DR1	DRX	DR2	DR 1X	DR X2	DR 12
2617	Hradec K.	FK Olympia Pr	Ma	19:10	1.55	3.75	5.50	1.10	2.23	1.21	2.05	2.30	5.40	1.05	1.57	1.45	1.80	2.60	5.45	1.06	1.76	1.35
					Total goluri																	
					TG 0-1	TG 0-2	TG 0-3	TG 1-2	TG 1-3	TG 2-3	TG 2-4	TG 2-5	TG 3-4	TG 3-5	TG 4-6	TG 2G	TG 2+	TG 3+	TG 4+	TG 5+	TG 6+	TG 7+
2617	Hradec K.	FK Olympia Pr	Ma	19:10	4.00	2.00	1.40	2.30	1.55	2.20	1.40	1.28	2.25	1.90	3.25	3.80	1.15	1.70	2.70	4.80	8.50	23.0
					Total goluri prima repriză					Total goluri a doua repriză					Mai multe goluri			Pauză sau Final				
					PR 0-1	PR 2-3	PR 1+	PR 2+	PR 3+	PR 4+	DR 0-1	DR 2-3	DR 1+	DR 2+	DR 3+	DR 4+	I>II	I=II	I<II	Psf 1	Psf X	Psf 2
2617	Hradec K.	FK Olympia Pr	Ma	19:10	1.49	2.75	1.27	2.50	5.35	13.0	1.73	2.25	1.15	1.95	3.90	7.50	2.95	3.35	2.00	1.42	2.00	3.62
					Pauză - Final					Marchează												
					1-1	1-X	1-2	X-1	X-X	X-2	2-1	2-X	2-2	GM	OM	GN	ON	GG	NG	GG3	GM-	OM-
															+ PR1+ PR1+							
2617	Hradec K.	FK Olympia Pr	Ma	19:10	2.32	17.0	40.0	4.40	5.75	13.0	25.0	17.0	11.0	1.10	1.56	5.24	2.18	1.75	1.95	2.05	1.60	2.50
					Scor corect (Final)					Scor corect (Prima repriză)												
					1:0	2:0	2:1	3:0	0:0	1:1	2:2	0:1	0:2	1:2	0:3	pr1:Cpr2:0	pr2:1pr0:0	pr0:1pr0:2	pr1:2			
2617	Hradec K.	FK Olympia Pr	Ma	19:10	6.50	6.50	7.50	12.0	11.4	7.00	19.0	13.0	30.0	23.0	100	3.33	6.50	15.0	3.00	6.50	26.0	31.0
					Winner (final)		Winner (pauză)		Handicap			Primul gol		Victorie dublă		Marchează în ambele reprize						
					W1	W2	Wp1	Wp2	±H	H 1	H X	H 2	PG 1	PG 2	VD 11	VD 22	1D	2D	1N	2N	1D	1N
																2D 2N						
2617	Hradec K.	FK Olympia Pr	Ma	19:10	1.14	4.03	1.31	3.44	-1.0	2.40	3.50	2.23	-	-	3.69	29.4	2.15	5.50	1.55	1.08	9.85	1.56
					Combinatii Winner																	
					1& 1-2	1& 3+	1& 1-3	1& 4+	1& 2-3	1/1& 3+	1&Pr 2+	1/1& Pr2+	1&G &Dr1	Pr2+ &Dr2	Pr1+ &Dr2	2& 1-2	2& 3+	2& 1-3	2& 4+	2& 2-3	2/2& 3+	2&Pr 2+
2617	Hradec K.	FK Olympia Pr	Ma	19:10	3.02	2.25	2.04	3.55	2.89	3.23	3.28	4.64	2.80	2.69	2.21	10.7	7.92	7.22	12.6	10.3	15.3	11.7

Cehia - U19

Cod	Gazde	Oaspeti	Zi	Ora	1	X	2	1X	X2	12	PR1	PRX	PR2	PR 1X	PR X2	PR 12	DR1	DRX	DR2	DR 1X	DR X2	DR 12
2721	Sparta Prague	Teplice U19	Ma	12:00	1.20	6.50	8.05	1.01	3.60	1.04	-	-	-	-	-	-	-	-	-	-	-	-

Cehia - U19

			TG 0-1	TG 0-2	TG 0-3	TG 1-2	TG 1-3	TG 2-3	TG 2-4	TG 2-5	TG 3-4	TG 3-5	TG 4-6	TG 2G	TG 2+	TG 3+	TG 4+	TG 5+	TG 6+	TG 7+	
2721	Sparta Prague	Teplice U19	Ma 12:00	10.0	3.50	2.25	3.50	2.60	2.90	1.55	1.30	2.05	1.48	1.80	5.30	1.02	1.25	1.50	2.00	2.75	4.00
				PR 0-1	PR 2-3	PR 1+	PR 2+	ŞHD Ş	H 1	H X	H 2	W1	W2	Wp1	Wp2	I>II	I=II	I<II	PsF 1	PsF X	PsF 2
2721	Sparta Prague	Teplice U19	Ma 12:00	-	-	-	-	-	-	-	-	1.02	6.81	-	-	-	-	-	-	-	-

Danemarca - 1st Division

Cod	Gazde	Oaspeti	Zi	Ora	Final							Prima repriză							A doua repriză					
					1	X	2	1X	X2	12	PR1	PRX	PR2	PR 1X	PR X2	PR 12	DR1	DRX	DR2	DR 1X	DR X2	DR 12		
4935	Esbjerg	Vejle	Ma 19:00	2.10	3.30	3.25	1.28	1.65	1.28	2.65	2.10	3.85	1.15	1.34	1.56	2.40	2.35	3.55	1.18	1.41	1.43			
4936	Nykobing FC	Viborg FF	Ma 20:00	3.30	3.40	2.05	1.67	1.28	1.26	3.75	2.25	2.50	1.39	1.16	1.48	3.66	2.35	2.35	1.43	1.17	1.43			
Total goluri																								
				TG 0-1	TG 0-2	TG 0-3	TG 1-2	TG 1-3	TG 2-3	TG 2-4	TG 2-5	TG 3-4	TG 3-5	TG 4-6	TG 2G	TG 2+	TG 3+	TG 4+	TG 5+	TG 6+	TG 7+			
4935	Esbjerg	Vejle	Ma 19:00	3.20	1.80	1.27	1.90	1.36	2.00	1.45	1.34	2.45	2.15	3.35	3.50	1.29	1.90	3.25	6.00	13.0	30.0			
4936	Nykobing FC	Viborg FF	Ma 20:00	4.30	2.10	1.42	2.25	1.48	2.07	1.41	1.25	2.20	1.90	3.15	3.90	1.17	1.65	2.65	4.55	8.00	16.0			
				Total goluri prima repriză							Total goluri a doua repriză							Mai multe goluri			Pauză sau Final			
				PR 0-1	PR 2-3	PR 1+	PR 2+	PR 3+	PR 4+	DR 0-1	DR 2-3	DR 1+	DR 2+	DR 3+	DR 4+	I>II	I=II	I<II	PsF 1	PsF X	PsF 2			
4935	Esbjerg	Vejle	Ma 19:00	1.38	3.05	1.37	2.80	6.25	20.0	1.60	2.45	1.18	2.10	4.75	11.0	3.15	3.20	1.95	1.75	1.80	2.65			
4936	Nykobing FC	Viborg FF	Ma 20:00	1.50	2.65	1.26	2.40	6.40	10.0	1.78	2.25	1.15	1.90	3.70	7.00	3.15	3.20	1.95	2.44	2.00	1.70			
Pauză - Final												Marchează												
				1-1	1-X	1-2	X-1	X-X	X-2	2-1	2-X	2-2	GM	OM	GN	ON	GG	NG	GG3	GM+	OM- PR1+	OM- PR1+		
4935	Esbjerg	Vejle	Ma 19:00	3.55	16.0	31.0	5.30	4.80	6.00	28.0	16.0	6.50	1.21	1.36	3.66	2.74	1.70	2.10	2.15	2.10	2.45			
4936	Nykobing FC	Viborg FF	Ma 20:00	6.25	16.5	28.0	6.25	5.00	5.30	31.0	16.0	3.35	1.30	1.17	3.02	4.08	1.55	2.30	1.90	2.00	1.78			
Scor corect (Final)												Scor corect (Prima repriză)												
				1:0	2:0	2:1	3:0	0:0	1:1	2:2	0:1	0:2	1:2	0:3	pr1:Cpr2:0	pr2:1pr0:0	pr0:1	pr0:2	pr1:2					
4935	Esbjerg	Vejle	Ma 19:00	6.50	8.00	8.50	19.0	10.0	6.00	17.0	9.50	15.0	13.0	50.0	3.85	10.0	17.0	2.75	4.75	15.0	21.0			
4936	Nykobing FC	Viborg FF	Ma 20:00	9.50	15.0	13.0	50.0	12.3	6.00	17.0	6.50	8.00	8.50	19.0	5.00	15.0	17.0	3.10	4.00	9.00	15.0			
				Winner (final)			Winner (pauză)			Handicap			Primul gol		Victorie dublă		Marchează în ambele reprize							
				W1	W2	Wp1	Wp2	±H	H 1	H X	H 2	PG 1	PG 2	VD 11	VD 22	1D	2D	1N	2N	1D 2D	1N 2N			
4935	Esbjerg	Vejle	Ma 19:00	1.46	2.27	1.59	2.31	-1.0	3.95	3.55	1.65	-	-	6.36	13.7	3.35	4.80	1.25	1.12	12.0	1.31			
4936	Nykobing FC	Viborg FF	Ma 20:00	2.33	1.45	2.36	1.58	1.0	1.67	3.55	3.65	-	-	13.7	5.88	3.40	2.55	1.22	1.39	7.23	1.58			
Combinatii Winner																								
				1& 1-2	1& 3+	1& 1-3	1& 4+	1& 2-3	1/1& 3+	1&Pr 2+	1/1& Pr2+	1&G G	Pr2+ &Dr1	Pr1+ &Dr2	2& 1-2	2& 3+	2& 1-3	2& 4+	2& 2-3	2/2& 3+	2&Pr 2+			
4935	Esbjerg	Vejle	Ma 19:00	3.38	3.41	2.42	5.78	3.56	5.00	4.98	7.95	3.90	3.09	2.57	5.23	5.23	3.75	8.95	5.51	10.1	7.71			
4936	Nykobing FC	Viborg FF	Ma 20:00	6.29	4.65	4.14	7.41	5.79	8.45	6.71	12.0	5.15	2.58	2.14	3.91	2.87	2.57	4.60	3.60	4.53	4.17			

Germania - Regionalliga Bavaria

Cod	Gazde	Oaspeti	Zi	Ora	Final							Prima repriză							A doua repriză					
					1	X	2	1X	X2	12	PR1	PRX	PR2	PR 1X	PR X2	PR 12	DR1	DRX	DR2	DR 1X	DR X2	DR 12		
1019	FC Pipinsried	Bayern M. II	Ma 19:15	4.65	3.85	1.60	2.11	1.13	1.19	5.00	2.35	2.05	1.56	1.06	1.41	5.03	2.60	1.85	1.71	1.08	1.35			
1020	VfR Garching	TSV Buchbach	Ma 19:15	2.00	3.60	3.10	1.29	1.67	1.22	2.45	2.35	3.60	1.16	1.38	1.41	2.30	2.80	3.26	1.26	1.51	1.35			
1021	Augsburg II	1. FC Nürnberg	Ma 20:00	2.40	3.40	2.60	1.40	1.47	1.24	2.85	2.20	3.25	1.20	1.27	1.48	2.70	2.25	3.23	1.22	1.32	1.47			
1022	FC Ingolstadt	Wacker Burgha	Ma 20:00	1.70	3.85	4.00	1.18	1.96	1.19	2.12	2.40	4.50	1.09	1.52	1.40	1.95	2.55	4.57	1.10	1.63	1.36			
1023	FC Memmingen	SpVgg Greuthe	Ma 20:00	2.45	3.30	2.60	1.40	1.45	1.26	2.90	2.17	3.25	1.20	1.26	1.49	2.75	2.25	3.16	1.23	1.31	1.47			
1025	FV Illertisse	TSV 1860 Muni	Ma 20:00	7.10	4.60	1.35	2.79	1.04	1.13	7.00	2.55	1.75	1.81	-	1.35	6.50	2.90	1.60	2.00	1.03	1.28			
1028	TSV 1860 Rose	SV Seligenpor	Ma 20:00	1.95	3.45	3.38	1.25	1.71	1.24	2.45	2.20	4.00	1.12	1.38	1.48	2.25	2.35	3.94	1.14	1.47	1.43			
Total goluri																								
				TG 0-1	TG 0-2	TG 0-3	TG 1-2	TG 1-3	TG 2-3	TG 2-4	TG 2-5	TG 3-4	TG 3-5	TG 4-6	TG 2G	TG 2+	TG 3+	TG 4+	TG 5+	TG 6+	TG 7+			
1019	FC Pipinsried	Bayern M. II	Ma 19:15	4.75	2.20	1.47	2.50	1.63	2.10	1.37	1.22	2.15	1.80	2.85	4.20	1.15	1.60	2.55	4.60	9.50	20.0			
1020	VfR Garching	TSV Buchbach	Ma 19:15	5.45	2.40	1.58	2.85	1.75	2.25	1.40	1.23	2.10	1.75	2.60	4.30	1.10	1.50	2.25	3.80	7.50	16.0			

Germania - Regionalliga Bavaria

			Total goluri																			
			TG	TG	TG	TG	TG	TG	TG	TG	TG	TG	TG	TG	TG	TG	TG	TG	TG	TG		
			0-1	0-2	0-3	1-2	1-3	2-3	2-4	2-5	3-4	3-5	4-6	2G	2+	3+	4+	5+	6+	7+		
1021	Augsburg II	1. FC Nürnberg	Ma 20:00	4.40	2.10	1.42	2.35	1.55	2.10	1.36	1.22	2.20	1.85	3.05	3.80	1.15	1.65	2.60	4.75	10.0	22.0	
1022	FC Ingolstadt	Wacker Burgha	Ma 20:00	5.45	2.40	1.58	2.85	1.75	2.25	1.40	1.23	2.10	1.75	2.60	4.30	1.10	1.50	2.25	3.80	7.50	16.0	
1023	FC Memmingen	SpVgg Greuthe	Ma 20:00	4.10	2.00	1.40	2.30	1.55	2.08	1.35	1.22	2.20	1.90	2.75	3.95	1.15	1.70	2.70	5.30	11.0	25.0	
1025	FV Illertisse	TSV 1860 Muni	Ma 20:00	5.45	2.40	1.58	2.85	1.75	2.25	1.40	1.23	2.10	1.75	2.60	4.30	1.10	1.50	2.25	3.80	7.50	16.0	
1028	TSV 1860 Rose	SV Seligenpor	Ma 20:00	4.10	2.00	1.40	2.30	1.55	2.08	1.35	1.22	2.20	1.90	2.75	3.95	1.15	1.70	2.70	5.30	11.0	25.0	
			Total goluri prima repriză							Total goluri a doua repriză							Mai multe goluri		Pauză sau Final			
			PR	PR	PR	PR	PR	DR	DR	DR	DR	DR	DR	DR	DR	I>II	I=II	I<II	Psf 1	Psf X	Psf 2	
			0-1	2-3	1+	2+	3+	4+	0-1	2-3	1+	2+	3+	4+	4+							
1019	FC Pipinsried	Bayern M. II	Ma 19:15	1.57	2.60	1.22	2.25	5.00	11.0	1.83	2.20	1.13	1.80	3.50	6.50	2.95	3.35	2.00	3.23	2.10	1.43	
1020	VfR Garching	TSV Buchbach	Ma 19:15	1.63	2.40	1.17	2.15	4.65	10.0	1.95	2.10	1.11	1.73	3.25	5.50	3.15	3.20	1.95	1.62	1.99	2.35	
1021	Augsburg II	1. FC Nürnberg	Ma 20:00	1.55	2.65	1.25	2.30	5.20	12.0	1.78	2.25	1.15	1.90	3.70	7.00	3.15	3.20	1.95	1.88	1.86	2.10	
1022	FC Ingolstadt	Wacker Burgha	Ma 20:00	1.63	2.40	1.17	2.15	4.65	10.0	1.95	2.10	1.11	1.73	3.25	5.50	2.95	3.35	2.00	1.47	2.02	2.82	
1023	FC Memmingen	SpVgg Greuthe	Ma 20:00	1.50	2.75	1.27	2.40	5.35	13.0	1.73	2.25	1.15	1.95	3.90	7.50	3.15	3.20	1.95	1.92	1.82	2.11	
1025	FV Illertisse	TSV 1860 Muni	Ma 20:00	1.63	2.40	1.17	2.15	4.65	10.0	1.95	2.10	1.11	1.73	3.25	5.50	2.85	3.40	2.05	4.71	2.14	1.25	
1028	TSV 1860 Rose	SV Seligenpor	Ma 20:00	1.50	2.75	1.27	2.40	5.35	13.0	1.73	2.25	1.15	1.95	3.90	7.50	2.95	3.35	2.00	1.61	1.81	2.64	
			Pauză - Final							Marchează												
			1-1	1-X	1-2	X-1	X-X	X-2	2-1	2-X	2-2	GM	OM	GN	ON	GG	NG	GG3	GM+	OM+	OM+	
1019	FC Pipinsried	Bayern M. II	Ma 19:15	9.50	17.0	25.0	11.0	5.75	4.50	35.0	17.0	2.42	1.38	1.10	2.66	5.24	1.60	2.20	1.85	2.40	1.60	
1020	VfR Garching	TSV Buchbach	Ma 19:15	3.45	16.0	32.0	5.00	5.00	6.50	28.0	16.5	5.70	1.13	1.25	4.65	3.33	1.45	2.55	1.75	1.68	1.98	
1021	Augsburg II	1. FC Nürnberg	Ma 20:00	4.25	15.0	28.0	5.50	4.75	5.85	28.0	16.0	4.65	1.17	1.21	4.08	3.66	1.45	2.55	1.90	1.90	2.00	
1022	FC Ingolstadt	Wacker Burgha	Ma 20:00	2.62	17.0	34.0	4.50	5.50	10.0	25.0	17.0	8.50	1.10	1.36	5.24	2.74	1.50	2.40	1.75	1.57	2.25	
1023	FC Memmingen	SpVgg Greuthe	Ma 20:00	4.30	15.0	28.0	5.60	4.65	5.80	28.0	15.5	4.60	1.25	1.25	3.33	3.33	1.56	2.23	1.95	1.92	2.20	
1025	FV Illertisse	TSV 1860 Muni	Ma 20:00	14.0	18.0	28.0	18.0	7.00	4.30	50.0	18.0	1.95	1.68	1.06	1.98	6.39	1.80	1.90	2.05	2.70	1.42	
1028	TSV 1860 Rose	SV Seligenpor	Ma 20:00	3.35	16.5	32.0	5.00	5.25	6.75	27.0	16.5	6.00	1.17	1.33	4.08	2.88	1.60	2.20	2.00	1.78	2.40	
			Scor corect (Final)										Scor corect (Prima repriză)									
			1:0	2:0	2:1	3:0	0:0	1:1	2:2	0:1	0:2	1:2	0:3	pr1:Cpr2:0	pr2:1pr0:0	pr0:1	pr0:2	pr1:2				
1019	FC Pipinsried	Bayern M. II	Ma 19:15	12.0	30.0	21.0	80.0	13.9	7.00	19.0	6.00	6.50	7.50	13.0	6.33	21.0	26.0	3.25	3.50	7.00	13.0	
1020	VfR Garching	TSV Buchbach	Ma 19:15	6.50	8.00	8.00	18.0	15.5	6.50	17.0	9.50	18.0	15.0	50.0	4.00	9.00	13.0	3.40	5.25	15.0	17.0	
1021	Augsburg II	1. FC Nürnberg	Ma 20:00	7.00	9.50	8.50	25.0	14.9	6.00	17.0	8.50	13.0	11.0	35.0	4.33	11.0	15.0	3.10	4.50	12.0	17.0	
1022	FC Ingolstadt	Wacker Burgha	Ma 20:00	6.00	7.00	7.50	14.0	14.4	6.50	17.0	11.0	23.0	17.0	65.0	3.75	7.50	13.0	3.40	6.00	17.0	21.0	
1023	FC Memmingen	SpVgg Greuthe	Ma 20:00	7.00	10.0	9.00	25.0	11.1	6.00	17.0	8.50	13.0	11.0	35.0	4.33	11.0	17.0	3.00	4.50	12.0	17.0	
1025	FV Illertisse	TSV 1860 Muni	Ma 20:00	15.0	40.0	30.0	100	12.7	9.00	25.0	6.50	6.00	8.50	9.50	8.50	41.0	31.0	3.40	3.25	5.50	13.0	
1028	TSV 1860 Rose	SV Seligenpor	Ma 20:00	6.50	7.50	8.00	18.0	11.2	6.50	17.0	9.50	18.0	15.0	50.0	3.85	9.00	15.0	3.00	5.25	15.0	21.0	
			Winner (final)			Winner (pauză)			Handicap			Primul gol		Victorie dublă		Marchează în ambele reprize						
			W1	W2	Wp1	Wp2	±H	H 1	H X	H 2	PG 1	PG 2	VD 11	VD 22	1D	2D	1N	2N	1D	1N	2D	2N
1019	FC Pipinsried	Bayern M. II	Ma 19:15	3.44	1.18	3.24	1.33	1.0	2.06	3.50	2.60	-	-	25.2	3.79	4.50	2.10	1.12	1.57	7.88	1.64	
1020	VfR Garching	TSV Buchbach	Ma 19:15	1.44	2.24	1.59	2.33	-1.0	3.55	3.55	1.64	-	-	5.64	13.6	2.33	3.15	1.47	1.26	6.12	1.73	
1021	Augsburg II	1. FC Nürnberg	Ma 20:00	1.69	1.84	1.77	2.02	-1.0	4.60	3.70	1.44	-	-	7.70	10.5	2.85	3.00	1.32	1.29	7.13	1.59	
1022	FC Ingolstadt	Wacker Burgha	Ma 20:00	1.26	2.96	1.39	2.95	-1.0	2.75	3.45	1.91	-	-	4.13	20.6	2.10	3.75	1.57	1.18	6.56	1.73	
1023	FC Memmingen	SpVgg Greuthe	Ma 20:00	1.71	1.81	1.78	2.00	-1.0	5.00	3.75	1.42	-	-	7.98	10.3	3.00	3.10	1.29	1.27	7.75	1.53	
1025	FV Illertisse	TSV 1860 Muni	Ma 20:00	5.56	1.06	4.74	1.19	1.0	2.70	3.65	1.90	-	-	45.5	2.80	6.33	1.78	1.05	1.82	9.39	1.79	
1028	TSV 1860 Rose	SV Seligenpor	Ma 20:00	1.38	2.40	1.52	2.48	-1.0	3.68	3.50	1.67	-	-	5.51	15.8	2.55	3.75	1.39	1.18	7.97	1.53	
			Combinatii Winner																			
			1&	1&	1&	1&	1&	1/1&	1&Pr	1/1&	1&G	Pr2+	Pr1+	2&	2&	2&	2&	2&	2/2&	2&Pr		
			1-2	3+	1-3	4+	2-3	3+	2+	Pr2+	G	&Dr1	&Dr2	1-2	3+	1-3	4+	2-3	3+	2+		
1019	FC Pipinsried	Bayern M. II	Ma 19:15	9.85	6.36	6.42	10.1	8.28	12.5	8.87	17.1	7.50	2.38	1.96	3.39	2.17	2.21	3.46	2.85	3.17	3.05	
1020	VfR Garching	TSV Buchbach	Ma 19:15	4.83	2.56	2.97	3.81	3.81	4.24	3.64	5.93	3.20	2.23	1.81	7.49	3.94	4.60	5.91	5.91	7.01	5.65	
1021	Augsburg II	1. FC Nürnberg	Ma 20:00	4.78	3.38	3.15	5.29	4.27	5.75	4.68	7.82	3.85	2.47	2.12	5.18	3.64	3.42	5.73	4.63	6.29	5.07	
1022	FC Ingolstadt	Wacker Burgha	Ma 20:00	4.11	2.18	2.52	3.24	3.24	3.22	3.10	4.51	2.90	2.23	1.81	9.66	5.08	5.93	7.63	7.63	10.5	7.29	
1023	FC Memmingen	SpVgg Greuthe	Ma 20:00	4.78	3.56	3.22	5.61	4.32	5.99	4.98	8.26	4.00	2.58	2.21	5.07	3.75	3.42	5.95	4.58	6.41	5.29	
1025	FV Illertisse	TSV 1860 Muni	Ma 20:00	17.2	9.10	10.5	13.5	13.5	17.2	12.9	24.1	11.5	2.23	1.81	3.26	1.80	2.00	2.57	2.57	2.40	2.46	
1028	TSV 1860 Rose	SV Seligenpor	Ma 20:00	3.80	2.83	2.56	4.46	3.44	4.67	3.97	6.43	3.50	2.58	2.21	6.59	4.87	4.44	7.73	5.96	8.36	6.87	

Germania - Regionalliga Nord

			Final							Prima repriză							A doua repriză						
--	--	--	-------	--	--	--	--	--	--	---------------	--	--	--	--	--	--	----------------	--	--	--	--	--	--

Germania - Regionalliga Nord

Cod	Gazde	Oaspeti	Zi	Ora	Final					Prima repriză						A doua repriză						
					1	X	2	1X	X2	12	PR1	PRX	PR2	PR	PR	PR	DR1	DRX	DR2	DR	DR	DR
					TG	TG	TG	TG	TG	TG	TG	TG	TG	TG	TG	TG	TG	TG	TG	TG		
					0-1	0-2	0-3	1-2	1-3	2-3	2-4	2-5	3-4	3-5	4-6	2G	2+	3+	4+	5+	6+	7+
1031	FC Hansa Lüne	Eintracht Bra	Ma	19:30	2.25	3.30	2.85	1.34	1.53	1.26	2.75	2.17	3.45	1.18	1.30	1.49	2.55	2.30	3.37	1.20	1.36	1.45
1032	VfB Oldenburg	VfB Lübeck	Ma	19:30	2.65	3.20	2.45	1.45	1.39	1.27	3.45	2.05	2.95	1.25	1.18	1.56	3.16	2.25	2.75	1.31	1.23	1.47
1041	FC St. Pauli	1 FC Germania	Ma	20:00	2.50	3.15	2.60	1.40	1.43	1.28	3.00	2.05	3.45	1.18	1.24	1.56	2.80	2.25	3.10	1.24	1.30	1.47
					Total goluri																	
					PR	PR	PR	PR	PR	DR	DR	DR	DR	DR	DR	I>II	I=II	I<II	PsF 1	PsF X	PsF 2	
					0-1	2-3	1+	2+	3+	4+	0-1	2-3	1+	2+	3+	4+						
1031	FC Hansa Lüne	Eintracht Bra	Ma	19:30	3.70	1.95	1.36	1.95	1.47	2.10	1.38	1.27	2.35	1.95	2.85	3.85	1.18	1.75	2.65	3.90	8.00	20.0
1032	VfB Oldenburg	VfB Lübeck	Ma	19:30	3.50	1.75	1.34	1.85	1.42	2.05	1.40	1.30	2.45	2.15	2.95	3.50	1.21	1.95	2.75	4.10	8.50	25.0
1041	FC St. Pauli	1 FC Germania	Ma	20:00	3.50	1.75	1.34	1.85	1.42	2.05	1.40	1.30	2.45	2.15	2.95	3.50	1.21	1.95	2.75	4.10	8.50	25.0
					Total goluri prima repriză					Total goluri a doua repriză					Mai multe goluri			Pauză sau Final				
1031	FC Hansa Lüne	Eintracht Bra	Ma	19:30	1.42	2.60	1.20	2.40	5.00	18.0	1.75	2.35	1.16	1.85	4.80	9.00	3.15	3.20	1.95	1.85	1.81	2.27
1032	VfB Oldenburg	VfB Lübeck	Ma	19:30	1.40	2.80	1.22	2.45	5.45	21.0	1.72	2.38	1.18	1.88	5.00	10.0	3.15	3.20	1.95	2.22	1.71	1.94
1041	FC St. Pauli	1 FC Germania	Ma	20:00	1.40	2.80	1.22	2.45	5.45	21.0	1.72	2.38	1.18	1.88	5.00	10.0	3.15	3.20	1.95	2.10	1.70	2.25
					Pauză - Final						Marchează											
					1-1	1-X	1-2	X-1	X-X	X-2	2-1	2-X	2-2	GM	OM	GN	ON	GG	NG	GG3	GM+	OM+
																				PR1+	PR1+	
1031	FC Hansa Lüne	Eintracht Bra	Ma	19:30	3.75	15.5	29.0	5.40	4.75	5.90	28.0	16.0	5.00	1.19	1.25	3.85	3.33	1.55	2.30	2.00	1.90	2.30
1032	VfB Oldenburg	VfB Lübeck	Ma	19:30	4.60	15.5	28.0	5.80	4.65	5.60	28.0	15.0	4.30	1.33	1.27	2.88	3.20	1.70	2.00	2.25	2.25	2.10
1041	FC St. Pauli	1 FC Germania	Ma	20:00	4.35	15.0	28.0	5.60	4.65	5.75	28.0	15.0	4.55	1.27	1.33	3.14	2.87	1.70	2.00	2.25	2.15	2.25
					Scor corect (Final)						Scor corect (Prima repriză)											
					1:0	2:0	2:1	3:0	0:0	1:1	2:2	0:1	0:2	1:2	0:3	pr1:Cpr2:0	pr2:1pr0:0	pr0:1pr0:2	pr1:2			
1031	FC Hansa Lüne	Eintracht Bra	Ma	19:30	6.50	9.00	8.50	22.0	12.8	6.00	17.0	9.00	14.0	11.0	35.0	4.00	10.0	17.0	2.90	4.67	13.0	17.0
1032	VfB Oldenburg	VfB Lübeck	Ma	19:30	8.50	13.0	11.0	35.0	8.77	6.00	17.0	7.00	10.0	9.00	25.0	4.33	13.0	21.0	2.65	4.33	12.0	21.0
1041	FC St. Pauli	1 FC Germania	Ma	20:00	7.00	10.0	9.00	25.0	9.01	6.00	17.0	8.50	12.0	10.0	35.0	4.33	13.0	21.0	2.65	4.33	13.0	21.0
					Winner (final)		Winner (pauză)		Handicap			Primul gol		Victorie dublă		Marchează în ambele reprize						
					W1	W2	Wp1	Wp2	±H	H 1	H X	H 2	PG 1	PG 2	VD 11	VD 22	1D	2D	1N	2N	1D 2D	1N 2N
1031	FC Hansa Lüne	Eintracht Bra	Ma	19:30	1.57	1.99	1.69	2.12	-1.0	4.20	3.65	1.50	-	-	7.01	11.6	2.90	3.40	1.30	1.22	8.22	1.48
1032	VfB Oldenburg	VfB Lübeck	Ma	19:30	1.82	1.68	2.04	1.74	1.0	1.42	3.75	5.00	-	-	10.9	8.11	4.30	3.65	1.14	1.19	13.1	1.27
1041	FC St. Pauli	1 FC Germania	Ma	20:00	1.71	1.77	1.77	2.03	-1.0	5.00	3.80	1.43	-	-	8.40	10.7	3.70	4.35	1.19	1.13	13.4	1.26
					Combinatii Winner																	
					1&	1&	1&	1&	1&	1/1&	1&Pr	1/1&	1&G	Pr2+	Pr1+	2&	2&	2&	2&	2&	2/2&	2&Pr
					1-2	3+	1-3	4+	2-3	3+	2+	Pr2+	G	&Dr1	&Dr2	1-2	3+	1-3	4+	2-3	3+	2+
1031	FC Hansa Lüne	Eintracht Bra	Ma	19:30	3.72	3.37	2.80	5.05	4.00	5.38	4.58	7.20	3.85	2.60	1.98	4.71	4.23	3.55	6.40	5.07	7.17	5.80
1032	VfB Oldenburg	VfB Lübeck	Ma	19:30	4.15	4.42	3.19	6.18	4.60	7.35	5.50	9.02	4.85	2.70	2.05	3.84	4.05	2.95	5.71	4.26	6.87	5.09
1041	FC St. Pauli	1 FC Germania	Ma	20:00	3.92	4.17	3.01	5.83	4.34	6.95	5.19	8.53	4.60	2.70	2.05	4.08	4.30	3.13	6.06	4.52	7.27	5.40

Germania - Regionalliga Sud-Vest

Cod	Gazde	Oaspeti	Zi	Ora	1	X	2	1X	X2	12	PR1	PRX	PR2	PR	PR	PR	DR1	DRX	DR2	DR	DR	DR
					TG	TG	TG	TG	TG	TG	TG	TG	TG	TG	TG	TG	TG	TG	TG	TG	TG	TG
					0-1	0-2	0-3	1-2	1-3	2-3	2-4	2-5	3-4	3-5	4-6	2G	2+	3+	4+	5+	6+	7+
1042	SpVgg Elversb	TSV Steinbach	Ma	20:00	1.80	3.45	3.95	1.18	1.84	1.24	2.30	2.20	4.50	1.09	1.43	1.48	2.10	2.40	4.33	1.12	1.54	1.41
1043	TUS Koblenz	SV Waldhof Ma	Ma	20:00	5.20	3.55	1.60	2.11	1.10	1.22	5.80	2.12	2.15	1.50	1.03	1.52	5.03	2.60	1.85	1.71	1.08	1.35
1042	SpVgg Elversb	TSV Steinbach	Ma	20:00	3.80	1.95	1.35	2.25	1.48	2.15	1.40	1.28	2.30	1.90	3.40	3.80	1.16	1.75	3.00	5.80	8.50	25.0
1043	TUS Koblenz	SV Waldhof Ma	Ma	20:00	3.20	1.75	1.25	2.00	1.42	2.07	1.46	1.35	2.50	2.10	3.85	3.50	1.23	1.95	3.50	7.00	11.0	38.0
					PR	PR	PR	PR	±H	H 1	H X	H 2	W1	W2	Wp1	Wp2	I>II	I=II	I<II	PsF 1	PsF X	PsF 2
					0-1	2-3	1+	2+														
1042	SpVgg Elversb	TSV Steinbach	Ma	20:00	1.45	2.80	1.30	2.60	-1.0	3.00	3.50	1.80	1.28	2.81	1.43	2.79	-	-	-	1.54	1.78	3.01
1043	TUS Koblenz	SV Waldhof Ma	Ma	20:00	1.35	3.10	1.39	2.90	1.0	2.06	3.50	2.60	3.74	1.15	3.50	1.30	-	-	-	3.85	1.73	1.48
					1-1	1-X	1-2	X-1	X-X	X-2	2-1	2-X	2-2	GM	OM	GN	ON	GG	NG	GG3	GM+	OM+
1042	SpVgg Elversb	TSV Steinbach	Ma	20:00	2.92	16.5	33.0	4.80	5.50	8.50	26.0	16.5	7.00	-	-	-	-	-	-	-	-	-
1043	TUS Koblenz	SV Waldhof Ma	Ma	20:00	9.50	17.0	25.0	11.0	5.75	4.50	35.0	17.0	2.42	-	-	-	-	-	-	-	-	-

Germania Amatori - Oberliga Hamburg

			TG	TG	TG	TG	TG	TG	TG	TG	TG	TG	TG	TG	TG	TG	TG	TG	TG	TG	
			0-1	0-2	0-3	1-2	1-3	2-3	2-4	2-5	3-4	3-5	4-6	2G	2+	3+	4+	5+	6+	7+	
1062	SV Rugenberge	HSV Barmbek-U	Ma 19:30	10.0	3.50	2.25	3.50	2.60	2.90	1.55	1.30	2.05	1.48	1.80	5.30	1.02	1.25	1.50	2.00	2.75	4.00
1064	SC V/W Billst	VfL Pinneberg	Ma 20:30	12.0	4.00	2.50	3.60	2.75	3.00	1.60	1.35	2.05	1.45	1.75	5.50	1.01	1.20	1.40	1.85	2.50	3.50
				PR	PR	PR	PR	\$HD	H 1	H X	H 2	W1	W2	Wp1	Wp2	I>II	I=II	I<II	PsF 1	PsF X	PsF 2
				0-1	2-3	1+	2+	\$													
1062	SV Rugenberge	HSV Barmbek-U	Ma 19:30	-	-	-	-	-	-	-	-	1.22	3.11	-	-	-	-	-	-	-	-
1064	SC V/W Billst	VfL Pinneberg	Ma 20:30	-	-	-	-	-	-	-	-	5.11	1.06	-	-	-	-	-	-	-	-

Germania Amatori - Oberliga NOFV Sud

Cod	Gazde	Oaspeti	Zi Ora	1	X	2	1X	X2	12	PR1	PRX	PR2	PR	PR	PR	DR1	DRX	DR2	DR	DR	DR
													1X	X2	12				1X	X2	12
1072	FC Carl Zeiss	BSG Wismut Ge	Ma 19:30	1.75	4.20	3.30	1.24	1.85	1.15	-	-	-	-	-	-	-	-	-	-	-	-
				TG	TG	TG	TG	TG	TG	TG	TG	TG	TG	TG	TG	TG	TG	TG	TG	TG	TG
				0-1	0-2	0-3	1-2	1-3	2-3	2-4	2-5	3-4	3-5	4-6	2G	2+	3+	4+	5+	6+	7+
1072	FC Carl Zeiss	BSG Wismut Ge	Ma 19:30	6.00	2.55	1.57	2.80	1.80	2.20	1.45	1.20	2.15	1.65	2.35	4.55	1.07	1.45	2.10	3.25	5.50	10.0
				PR	PR	PR	PR	\$HD	H 1	H X	H 2	W1	W2	Wp1	Wp2	I>II	I=II	I<II	PsF 1	PsF X	PsF 2
				0-1	2-3	1+	2+	\$													
1072	FC Carl Zeiss	BSG Wismut Ge	Ma 19:30	-	-	-	-	-	-	-	-	1.33	2.51	-	-	-	-	-	-	-	-

Germania Amatori - Schleswig-Holstein-Liga

Cod	Gazde	Oaspeti	Zi Ora	1	X	2	1X	X2	12	PR1	PRX	PR2	PR	PR	PR	DR1	DRX	DR2	DR	DR	DR
													1X	X2	12				1X	X2	12
1073	TSB Flensburg	VfR Neumuenst	Ma 19:45	1.45	4.90	4.60	1.12	2.37	1.10	-	-	-	-	-	-	-	-	-	-	-	-
1075	TSV Friedrich	Heider SV	Ma 19:45	6.25	5.50	1.30	2.92	1.05	1.08	-	-	-	-	-	-	-	-	-	-	-	-
				TG	TG	TG	TG	TG	TG	TG	TG	TG	TG	TG	TG	TG	TG	TG	TG	TG	TG
				0-1	0-2	0-3	1-2	1-3	2-3	2-4	2-5	3-4	3-5	4-6	2G	2+	3+	4+	5+	6+	7+
1073	TSB Flensburg	VfR Neumuenst	Ma 19:45	9.50	3.20	2.05	3.40	2.45	2.80	1.55	1.28	2.07	1.50	1.85	5.20	1.02	1.30	1.60	2.20	3.00	5.00
1075	TSV Friedrich	Heider SV	Ma 19:45	10.0	3.50	2.25	3.50	2.60	2.90	1.55	1.30	2.05	1.48	1.80	5.30	1.02	1.25	1.50	2.00	2.75	4.00
				PR	PR	PR	PR	\$HD	H 1	H X	H 2	W1	W2	Wp1	Wp2	I>II	I=II	I<II	PsF 1	PsF X	PsF 2
				0-1	2-3	1+	2+	\$													
1073	TSB Flensburg	VfR Neumuenst	Ma 19:45	-	-	-	-	-	-	-	-	1.15	3.66	-	-	-	-	-	-	-	-
1075	TSV Friedrich	Heider SV	Ma 19:45	-	-	-	-	-	-	-	-	5.11	1.06	-	-	-	-	-	-	-	-

Germania - A-Junioren-Bundesliga Nord/Nordost

Cod	Gazde	Oaspeti	Zi Ora	1	X	2	1X	X2	12	PR1	PRX	PR2	PR	PR	PR	DR1	DRX	DR2	DR	DR	DR
													1X	X2	12				1X	X2	12
1080	Niendorfer Ts	RB Leipzig	Ma 15:00	3.50	5.50	1.55	2.15	1.21	1.08	-	-	-	-	-	-	-	-	-	-	-	-
				TG	TG	TG	TG	TG	TG	TG	TG	TG	TG	TG	TG	TG	TG	TG	TG	TG	TG
				0-1	0-2	0-3	1-2	1-3	2-3	2-4	2-5	3-4	3-5	4-6	2G	2+	3+	4+	5+	6+	7+
1080	Niendorfer Ts	RB Leipzig	Ma 15:00	12.0	4.00	2.50	3.60	2.75	3.00	1.60	1.35	2.05	1.45	1.75	5.50	1.01	1.20	1.40	1.85	2.50	3.50
				PR	PR	PR	PR	\$HD	H 1	H X	H 2	W1	W2	Wp1	Wp2	I>II	I=II	I<II	PsF 1	PsF X	PsF 2
				0-1	2-3	1+	2+	\$													
1080	Niendorfer Ts	RB Leipzig	Ma 15:00	-	-	-	-	-	-	-	-	2.86	1.27	-	-	-	-	-	-	-	-

Irlanda - Cupa Ligii

Cod	Gazde	Oaspeti	Zi Ora	Final					Prima repriză					A doua repriză							
				1	X	2	1X	X2	12	PR1	PRX	PR2	PR	PR	PR	DR1	DRX	DR2	DR	DR	DR
													1X	X2	12				1X	X2	12
1085	Shelbourne D.	Drogheda	Ma 21:45	2.35	3.35	2.80	1.38	1.53	1.28	2.85	2.12	3.45	1.20	1.30	1.56	2.65	2.30	3.21	1.23	1.34	1.45
4273	Shamrock	Longford Town	Ma 21:45	1.25	5.50	10.0	-	3.55	1.13	1.67	2.45	9.50	-	1.97	1.42	1.40	3.50	8.09	-	2.44	1.19
				Total goluri																	
				TG	TG	TG	TG	TG	TG	TG	TG	TG	TG	TG	TG	TG	TG	TG	TG	TG	TG
				0-1	0-2	0-3	1-2	1-3	2-3	2-4	2-5	3-4	3-5	4-6	2G	2+	3+	4+	5+	6+	7+
1085	Shelbourne D.	Drogheda	Ma 21:45	3.60	1.90	1.32	2.15	1.50	2.05	1.38	1.27	2.25	2.00	3.00	3.90	1.22	1.80	3.00	5.75	13.0	28.0
4273	Shamrock	Longford Town	Ma 21:45	3.80	1.95	1.35	2.25	1.48	2.15	1.45	1.28	2.30	1.90	3.40	3.80	1.21	1.70	2.85	5.15	7.50	17.0
				Total goluri prima repriză					Total goluri a doua repriză					Mai multe goluri			Pauză sau Final				
				PR	PR	PR	PR	PR	PR	DR	DR	DR	DR	DR	DR	I>II	I=II	I<II	PsF 1	PsF X	PsF 2
				0-1	2-3	1+	2+	3+	4+	0-1	2-3	1+	2+	3+	4+						
1085	Shelbourne D.	Drogheda	Ma 21:45	1.45	2.90	1.32	2.55	5.60	15.0	1.65	2.35	1.16	2.05	4.35	9.00	3.15	3.20	1.95	1.95	1.85	2.35
4273	Shamrock	Longford Town	Ma 21:45	1.45	2.80	1.32	2.60	7.10	12.0	1.70	2.30	1.16	2.00	4.25	8.00	2.85	3.40	2.05	1.18	2.20	7.00

Irlanda - Cupa Ligii

			Pauză - Final									Marchează									
			1-1	1-X	1-2	X-1	X-X	X-2	2-1	2-X	2-2	GM	OM	GN	ON	GG	NG	GG3	GM-	OM-	
																	+	PR1+	PR1+		
1085	Shelbourne D.	Drogheda	Ma 21:45	4.05	15.0	28.0	5.90	5.60	7.00	28.0	16.0	5.15	1.23	1.28	3.45	3.15	1.65	2.10	2.05	2.00	2.10
4273	Shamrock	Longford Town	Ma 21:45	1.80	19.0	50.0	3.70	8.50	23.0	26.0	28.0	25.0	1.05	2.15	7.00	1.60	2.40	1.50	2.70	1.33	3.55
			Scor corect (Final)									Scor corect (Prima repriză)									
			1:0	2:0	2:1	3:0	0:0	1:1	2:2	0:1	0:2	1:2	0:3	pr1:C	pr2:0	pr0:0	pr0:1	pr0:2	pr1:2		
1085	Shelbourne D.	Drogheda	Ma 21:45	7.00	9.50	8.50	23.0	10.5	6.00	17.0	8.50	13.0	11.0	35.0	4.33	11.0	17.0	2.85	4.50	13.0	17.0
4273	Shamrock	Longford Town	Ma 21:45	7.00	6.00	9.00	8.50	11.4	11.0	35.0	17.0	50.0	35.0	100	2.85	5.00	17.0	2.90	11.0	71.0	71.0
			Winner (final)		Winner (pauză)		Handicap			Primul gol		Victorie dublă		Marchează în ambele reprize							
			W1	W2	Wp1	Wp2	±H	H 1	H X	H 2	PG 1	PG 2	VD 11	VD 22	1D	2D	1N	2N	1D 2D	1N 2N	
1085	Shelbourne D.	Drogheda	Ma 21:45	1.65	1.96	1.72	2.09	-1.0	4.70	3.70	1.53	-	-	7.55	11.0	3.10	3.33	1.27	1.23	8.60	1.46
4273	Shamrock	Longford Town	Ma 21:45	1.01	9.28	1.11	6.31	-1.0	1.70	3.80	3.55	-	-	2.34	76.9	1.85	13.0	1.75	1.01	20.0	1.77
			Combinatii Winner																		
			1& 1-2	1& 3+	1& 1-3	1& 4+	1& 2-3	1/1& 3+	1&Pr 2+	1/1& Pr2+	1&G	Pr2+ &Dr1+	Pr1+ &Dr2+	2& 1-2	2& 3+	2& 1-3	2& 4+	2& 2-3	2/2& 3+	2&Pr 2+	
1085	Shelbourne D.	Drogheda	Ma 21:45	4.28	3.62	2.99	5.97	4.08	5.30	5.08	8.26	4.30	2.76	2.42	5.10	4.27	3.56	7.12	4.86	6.60	6.05
4273	Shamrock	Longford Town	Ma 21:45	2.45	1.80	1.62	3.00	2.35	2.30	2.65	3.65	3.30	3.00	2.50	23.0	17.5	15.0	30.0	22.0	35.0	29.0

Irlanda - Munster Senior League

Cod	Gazde	Oaspeti	Zi Ora	1	X	2	1X	X2	12	PR1	PRX	PR2	PR 1X	PR X2	PR 12	DR1	DRX	DR2	DR 1X	DR X2	DR 12
2013	ST Marys AFC	Avondale Unit	Ma 21:30	7.26	4.30	1.35	2.70	1.03	1.14	-	-	-	-	-	-	-	-	-	-	-	-
				TG 0-1	TG 0-2	TG 0-3	TG 1-2	TG 1-3	TG 2-3	TG 2-4	TG 2-5	TG 3-4	TG 3-5	TG 4-6	TG 2G	TG 2+	TG 3+	TG 4+	TG 5+	TG 6+	TG 7+
2013	ST Marys AFC	Avondale Unit	Ma 21:30	4.50	2.20	1.42	2.45	1.55	2.15	1.42	1.25	2.25	1.75	2.70	4.25	1.13	1.60	2.45	3.60	7.00	15.0
				PR 0-1	PR 2-3	PR 1+	PR 2+	\$HD \$	H 1	H X	H 2	W1	W2	Wp1	Wp2	I>II	I=II	I<II	PsF 1	PsF X	PsF 2
2013	ST Marys AFC	Avondale Unit	Ma 21:30	-	-	-	-	-	-	-	-	5.57	1.04	-	-	-	-	-	-	-	-

Islanda - U19 Bikarinn

Cod	Gazde	Oaspeti	Zi Ora	1	X	2	1X	X2	12	PR1	PRX	PR2	PR 1X	PR X2	PR 12	DR1	DRX	DR2	DR 1X	DR X2	DR 12
2014	Haukar U19	IA/Kari U19	Ma 22:30	3.81	5.50	1.50	2.25	1.18	1.08	-	-	-	-	-	-	-	-	-	-	-	-
				TG 0-1	TG 0-2	TG 0-3	TG 1-2	TG 1-3	TG 2-3	TG 2-4	TG 2-5	TG 3-4	TG 3-5	TG 4-6	TG 2G	TG 2+	TG 3+	TG 4+	TG 5+	TG 6+	TG 7+
2014	Haukar U19	IA/Kari U19	Ma 22:30	12.0	4.00	2.50	3.60	2.75	3.00	1.60	1.35	2.05	1.45	1.75	5.50	1.01	1.20	1.40	1.85	2.50	3.50
				PR 0-1	PR 2-3	PR 1+	PR 2+	\$HD \$	H 1	H X	H 2	W1	W2	Wp1	Wp2	I>II	I=II	I<II	PsF 1	PsF X	PsF 2
2014	Haukar U19	IA/Kari U19	Ma 22:30	-	-	-	-	-	-	-	-	3.12	1.23	-	-	-	-	-	-	-	-

Islanda - Cupa , Feminin

Cod	Gazde	Oaspeti	Zi Ora	1	X	2	1X	X2	12	PR1	PRX	PR2	PR 1X	PR X2	PR 12	DR1	DRX	DR2	DR 1X	DR X2	DR 12
2015	Thor KA (F)	Stjarnan Gard	Ma 20:15	1.90	4.30	2.84	1.32	1.71	1.14	-	-	-	-	-	-	-	-	-	-	-	-
				TG 0-1	TG 0-2	TG 0-3	TG 1-2	TG 1-3	TG 2-3	TG 2-4	TG 2-5	TG 3-4	TG 3-5	TG 4-6	TG 2G	TG 2+	TG 3+	TG 4+	TG 5+	TG 6+	TG 7+
2015	Thor KA (F)	Stjarnan Gard	Ma 20:15	6.00	2.55	1.57	2.80	1.80	2.20	1.45	1.20	2.15	1.65	2.35	4.55	1.07	1.45	2.00	3.00	5.00	9.00
				PR 0-1	PR 2-3	PR 1+	PR 2+	\$HD \$	H 1	H X	H 2	W1	W2	Wp1	Wp2	I>II	I=II	I<II	PsF 1	PsF X	PsF 2
2015	Thor KA (F)	Stjarnan Gard	Ma 20:15	-	-	-	-	-	-	-	-	1.46	2.18	-	-	-	-	-	-	-	-

Islanda - Lengjubikarinn-C Feminin

Cod	Gazde	Oaspeti	Zi Ora	1	X	2	1X	X2	12	PR1	PRX	PR2	PR 1X	PR X2	PR 12	DR1	DRX	DR2	DR 1X	DR X2	DR 12
2016	HK Vikingur (Grindavik (F)	Ma 22:00	1.35	6.50	4.62	1.12	2.70	1.04	1.70	2.80	5.90	1.01	1.82	1.26	1.60	3.50	4.99	1.10	2.06	1.21

Islanda - Lengjubikarinn-C Feminin

			TG	TG	TG	TG	TG	TG	TG	TG	TG	TG	TG	TG	TG	TG	TG	TG	TG		
			0-1	0-2	0-3	1-2	1-3	2-3	2-4	2-5	3-4	3-5	4-6	2G	2+	3+	4+	5+	6+	7+	
2016	HK Vikingur (Grindavik (F)	Ma 22:00	9.50	3.20	2.05	3.40	2.45	2.80	1.55	1.28	2.07	1.50	1.85	5.20	1.02	1.30	1.60	2.20	3.00	5.00
				PR	PR	PR	PR	±H	H 1	H X	H 2	W1	W2	Wp1	Wp2	>II	I=II	I<II	Psf 1	Psf X	Psf 2
				0-1	2-3	1+	2+														
2016	HK Vikingur (Grindavik (F)	Ma 22:00	-	-	-	-	-1.0	1.90	3.65	2.70	1.14	3.91	1.21	4.21	-	-	-	1.25	2.72	3.64
				1-1	1-X	1-2	X-1	X-X	X-2	2-1	2-X	2-2	GM	OM	GN	ON	GG	NG	GG3	GM-	OM-
																			+	PR1+	PR1+
2016	HK Vikingur (Grindavik (F)	Ma 22:00	1.90	18.0	50.0	4.30	7.00	18.0	28.0	18.0	9.00	-	-	-	-	-	-	-	-	-

Israel - National League Playoffs 9-16

Cod	Gazde	Oaspeti	Zi	Ora	Final							Prima repriză							A doua repriză						
					1	X	2	1X	X2	12	PR1	PRX	PR2	PR	PR	PR	DR1	DRX	DR2	DR	DR	DR			
					TG	TG	TG	TG	TG	TG	TG	TG	TG	TG	TG	TG	TG	TG	TG	TG	TG				
					0-1	0-2	0-3	1-2	1-3	2-3	2-4	2-5	3-4	3-5	4-6	2G	2+	3+	4+	5+	6+	7+			
1830	Hapoel Kfar S	Hap.P.Tikva	Ma	19:30	2.40	3.05	2.75	1.34	1.44	1.28	2.95	1.95	3.80	1.12	1.23	1.59	2.70	2.25	3.23	1.22	1.32	1.47			
1831	Hapoel Marmor	Macc.Herzliya	Ma	19:30	1.90	3.20	3.65	1.19	1.71	1.25	2.50	2.00	4.65	1.06	1.34	1.56	2.20	2.35	4.10	1.13	1.49	1.43			
1856	Hapoel NIR R.	Hap.Bnei Lod	Ma	19:30	2.95	3.15	2.20	1.52	1.30	1.26	4.10	1.93	2.85	1.25	1.10	1.61	3.46	2.30	2.50	1.38	1.19	1.45			
1859	Ironi Nesher	Hap.Ramat Gan	Ma	19:30	7.50	3.80	1.40	2.52	1.02	1.18	8.50	2.12	1.92	1.61	-	1.49	6.23	2.80	1.65	1.93	1.03	1.30			
					Total goluri																				
					TG	TG	TG	TG	TG	TG	TG	TG	TG	TG	TG	TG	TG	TG	TG	TG	TG				
					0-1	0-2	0-3	1-2	1-3	2-3	2-4	2-5	3-4	3-5	4-6	2G	2+	3+	4+	5+	6+	7+			
1830	Hapoel Kfar S	Hap.P.Tikva	Ma	19:30	2.90	1.60	1.18	1.85	1.35	2.00	1.47	1.42	2.75	2.40	4.40	3.20	1.30	2.20	4.15	8.70	14.0	44.0			
1831	Hapoel Marmor	Macc.Herzliya	Ma	19:30	3.00	1.65	1.19	1.90	1.38	2.05	1.46	1.38	2.65	2.25	4.20	3.30	1.28	2.10	3.95	8.20	13.0	42.0			
1856	Hapoel NIR R.	Hap.Bnei Lod	Ma	19:30	2.80	1.55	1.17	1.80	1.35	2.00	1.50	1.45	2.85	2.45	4.70	3.10	1.32	2.30	4.40	10.0	15.0	46.0			
1859	Ironi Nesher	Hap.Ramat Gan	Ma	19:30	3.00	1.65	1.19	1.90	1.38	2.05	1.46	1.38	2.65	2.25	4.20	3.30	1.28	2.10	3.95	8.20	13.0	42.0			
					Total goluri prima repriză							Total goluri a doua repriză							Mai multe goluri			Pauză sau Final			
					PR	PR	PR	PR	PR	PR	DR	DR	DR	DR	DR	DR	>II	I=II	I<II	Psf 1	Psf X	Psf 2			
					0-1	2-3	1+	2+	3+	4+	0-1	2-3	1+	2+	3+	4+									
1830	Hapoel Kfar S	Hap.P.Tikva	Ma	19:30	1.30	3.40	1.46	3.20	9.20	26.0	1.50	2.70	1.29	2.40	6.00	17.0	3.15	3.20	1.95	1.92	1.59	2.43			
1831	Hapoel Marmor	Macc.Herzliya	Ma	19:30	1.32	3.30	1.43	3.15	7.00	24.0	1.53	2.60	1.22	2.30	5.50	17.0	2.95	3.35	2.00	1.62	1.61	3.10			
1856	Hapoel NIR R.	Hap.Bnei Lod	Ma	19:30	1.29	3.55	1.50	3.35	9.00	28.0	1.45	2.75	1.31	2.50	6.25	21.0	3.15	3.20	1.95	2.49	1.60	1.88			
1859	Ironi Nesher	Hap.Ramat Gan	Ma	19:30	1.32	3.30	1.43	3.15	7.00	24.0	1.53	2.60	1.22	2.30	5.50	17.0	2.85	3.40	2.05	5.36	1.76	1.36			
					Pauză - Final							Marchează													
					1-1	1-X	1-2	X-1	X-X	X-2	2-1	2-X	2-2	GM	OM	GN	ON	GG	NG	GG3	GM-	OM-			
																			+	PR1+	PR1+				
1830	Hapoel Kfar S	Hap.P.Tikva	Ma	19:30	4.25	15.0	28.0	5.50	4.75	5.85	28.0	16.0	4.65	1.33	1.42	2.87	2.53	1.95	1.75	2.60	2.25	2.50			
1831	Hapoel Marmor	Macc.Herzliya	Ma	19:30	3.22	16.5	33.0	5.00	5.25	7.00	26.0	16.5	6.00	1.21	1.54	3.66	2.22	1.90	1.80	2.45	1.80	2.70			
1856	Hapoel NIR R.	Hap.Bnei Lod	Ma	19:30	5.50	16.0	28.0	6.00	4.75	5.40	30.0	15.5	3.65	1.47	1.30	2.38	3.02	1.95	1.75	2.70	2.70	2.00			
1859	Ironi Nesher	Hap.Ramat Gan	Ma	19:30	15.5	18.0	28.0	17.0	6.00	4.30	50.0	17.0	2.00	2.05	1.13	1.63	4.65	2.40	1.50	2.80	4.00	1.55			
					Scor corect (Final)							Scor corect (Prima repriză)													
					1:0	2:0	2:1	3:0	0:0	1:1	2:2	0:1	0:2	1:2	0:3	pr1:Cpr	pr2:0	pr0:0	pr0:1	pr0:2	pr1:2				
1830	Hapoel Kfar S	Hap.P.Tikva	Ma	19:30	7.00	9.50	8.50	25.0	7.26	6.00	17.0	8.50	13.0	11.0	35.0	4.00	12.0	21.0	2.45	4.50	15.0	26.0			
1831	Hapoel Marmor	Macc.Herzliya	Ma	19:30	6.00	7.00	8.00	18.0	8.13	6.50	17.0	9.50	19.0	15.0	50.0	3.50	9.00	21.0	2.50	5.50	21.0	31.0			
1856	Hapoel NIR R.	Hap.Bnei Lod	Ma	19:30	9.00	15.0	12.0	40.0	7.19	6.00	17.0	6.50	8.50	8.50	21.0	4.75	17.0	31.0	2.40	3.85	11.0	21.0			
1859	Ironi Nesher	Hap.Ramat Gan	Ma	19:30	15.0	37.0	25.0	100	7.58	8.50	24.0	6.50	6.00	8.50	10.0	8.50	51.0	71.0	2.50	2.90	6.33	21.0			
					Winner (final)		Winner (pauză)		Handicap			Primul gol		Victorie dublă		Marchează în ambele reprize									
					W1	W2	Wp1	Wp2	±H	H 1	H X	H 2	PG 1	PG 2	VD 11	VD 22	1D	2D	1N	2N	1D 2D	1N 2N			
1830	Hapoel Kfar S	Hap.P.Tikva	Ma	19:30	1.61	1.85	1.67	2.15	-1.0	4.88	3.70	1.44	-	-	7.97	12.3	3.60	4.00	1.20	1.16	12.0	1.30			
1831	Hapoel Marmor	Macc.Herzliya	Ma	19:30	1.31	2.51	1.45	2.69	-1.0	3.50	3.50	1.71	-	-	5.50	19.1	2.90	5.25	1.30	1.09	12.7	1.32			
1856	Hapoel NIR R.	Hap.Bnei Lod	Ma	19:30	2.01	1.50	2.30	1.60	1.0	1.52	3.60	4.25	-	-	14.2	7.13	4.75	3.50	1.11	1.21	13.9	1.26			
1859	Ironi Nesher	Hap.Ramat Gan	Ma	19:30	5.53	1.03	5.13	1.16	1.0	2.52	3.60	2.02	-	-	53.0	3.17	11.0	2.25	1.01	1.50	20.6	1.52			
					Combinatii Winner																				
					1&	1&	1&	1&	1&	1/1&	1&Pr	1/1&	1&G	Pr2+	Pr1+	2&	2&	2&	2&	2&	2/2&	2&Pr			
					1-2	3+	1-3	4+	2-3	3+	2+	Pr2+	G	&Dr1	&Dr2	1-2	3+	1-3	4+	2-3	3+	2+			
1830	Hapoel Kfar S	Hap.P.Tikva	Ma	19:30	3.76	4.51	2.75	8.44	4.07	7.66	6.51	10.9	4.90	3.86	3.13	4.31	5.13	3.15	9.67	4.66	8.39	7.46			
1831	Hapoel Marmor	Macc.Herzliya	Ma	19:30	3.06	3.41	2.22	6.36	3.30	5.54	5.07	8.11	3.85	3.59	2.94	5.88	6.50	4.27	12.2	6.34	10.3	9.74			
1856	Hapoel NIR R.	Hap.Bnei Lod	Ma	19:30	4.50	5.80	3.38	11.0	5.00	10.4	8.38	14.7	6.50	4.10	3.35	3.36	4.29	2.52	8.20	3.73	6.88	6.25			
1859	Ironi Nesher	Hap.Ramat Gan	Ma	19:30	12.1	13.5	8.77	25.1	13.0	26.7	20.0	39.1	16.5	3.59	2.94	2.25	2.49	1.64	4.69	2.43	3.44	3.74			

Lituania - A Lyga

Cod Gazde	Oaspeti	Zi Ora	Final					Prima repriză							A doua repriză						
			1	X	2	1X	X2	12	PR1	PRX	PR2	PR	PR	PR	DR1	DRX	DR2	DR	DR	DR	
			1	X	2	1X	X2	12	PR1	PRX	PR2	PR	PR	PR	DR1	DRX	DR2	DR	DR	DR	
5260 FK Palanga	Suduva	Ma 18:00	13.4	6.00	1.15	4.14	-	1.06	12.0	2.90	1.47	2.21	-	1.24	10.6	3.85	1.30	2.82	-	1.15	
1083 Trakai FK	FK Zalgiris K	Ma 20:00	1.25	4.80	9.75	-	3.21	1.11	1.68	2.40	10.0	-	1.85	1.37	1.40	3.50	8.09	-	2.44	1.19	
Total goluri																					
			TG	TG	TG	TG	TG	TG	TG	TG	TG	TG	TG	TG	TG	TG	TG	TG	TG	TG	
			0-1	0-2	0-3	1-2	1-3	2-3	2-4	2-5	3-4	3-5	4-6	2G	2+	3+	4+	5+	6+	7+	
5260 FK Palanga	Suduva	Ma 18:00	6.00	2.70	1.70	3.10	1.95	2.40	1.54	1.30	2.10	1.55	1.90	4.20	1.07	1.40	1.90	2.85	4.50	7.00	
1083 Trakai FK	FK Zalgiris K	Ma 20:00	3.60	1.90	1.32	2.15	1.48	2.10	1.42	1.28	2.35	2.00	3.50	3.70	1.16	1.80	3.10	5.15	9.50	18.0	
Total goluri prima repriză					Total goluri a doua repriză					Mai multe goluri			Pauză sau Final								
			PR	PR	PR	PR	PR	DR	DR	DR	DR	DR	DR	I>II	I=II	I<II	PsF 1	PsF X	PsF 2		
			0-1	2-3	1+	2+	3+	4+	0-1	2-3	1+	2+	3+	4+							
5260 FK Palanga	Suduva	Ma 18:00	-	-	-	-	-	-	-	-	-	-	-	-	2.85	3.40	2.05	9.50	2.75	1.08	
1083 Trakai FK	FK Zalgiris K	Ma 20:00	-	-	-	-	-	-	-	-	-	-	-	-	-	-	-	1.18	2.30	6.50	
Pauză - Final										Marchează											
			1-1	1-X	1-2	X-1	X-X	X-2	2-1	2-X	2-2	GM	OM	GN	ON	GG	NG	GG3	GM-	OM-	
																		+	PR1+	PR1+	
5260 FK Palanga	Suduva	Ma 18:00	18.0	24.0	20.0	25.0	12.0	5.00	55.0	23.0	1.50	-	-	-	-	-	-	-	-	-	
1083 Trakai FK	FK Zalgiris K	Ma 20:00	1.75	16.0	50.0	4.50	10.0	22.0	20.0	16.0	16.0	-	-	-	-	-	-	-	-	-	
			Winner (final)			Winner (pauză)			Handicap			Primul gol		Victorie dublă		Marchează în ambele reprize					
			W1	W2	Wp1	Wp2	±H	H 1	H X	H 2	PG 1	PG 2	VD	VD	1D	2D	1N	2N	1D	1N	
													11	22					2D	2N	
5260 FK Palanga	Suduva	Ma 18:00	11.1	-	8.68	1.06	1.0	4.14	4.00	1.45	-	-	-	-	-	-	-	-	-	-	
1083 Trakai FK	FK Zalgiris K	Ma 20:00	-	7.72	1.10	6.57	-1.0	1.70	3.80	3.21	-	-	-	-	-	-	-	-	-	-	

Norvegia - 1. Divisjon

Cod Gazde	Oaspeti	Zi Ora	Final					Prima repriză							A doua repriză						
			1	X	2	1X	X2	12	PR1	PRX	PR2	PR	PR	PR	DR1	DRX	DR2	DR	DR	DR	
			1	X	2	1X	X2	12	PR1	PRX	PR2	PR	PR	PR	DR1	DRX	DR2	DR	DR	DR	
2858 Ham-Kam	Sandnes Ulf	Ma 20:00	2.62	3.15	2.55	1.43	1.39	1.28	3.35	2.12	2.95	1.25	1.19	1.52	3.10	2.25	2.80	1.30	1.24	1.47	
Total goluri																					
			TG	TG	TG	TG	TG	TG	TG	TG	TG	TG	TG	TG	TG	TG	TG	TG	TG	TG	
			0-1	0-2	0-3	1-2	1-3	2-3	2-4	2-5	3-4	3-5	4-6	2G	2+	3+	4+	5+	6+	7+	
2858 Ham-Kam	Sandnes Ulf	Ma 20:00	3.60	1.90	1.32	2.15	1.50	2.05	1.38	1.27	2.25	2.00	3.00	3.90	1.22	1.80	3.00	5.75	13.0	28.0	
Total goluri prima repriză					Total goluri a doua repriză					Mai multe goluri			Pauză sau Final								
			PR	PR	PR	PR	PR	DR	DR	DR	DR	DR	DR	I>II	I=II	I<II	PsF 1	PsF X	PsF 2		
			0-1	2-3	1+	2+	3+	4+	0-1	2-3	1+	2+	3+	4+							
2858 Ham-Kam	Sandnes Ulf	Ma 20:00	1.45	2.90	1.32	2.55	5.60	15.0	1.65	2.35	1.16	2.05	4.35	9.00	3.15	3.20	1.95	2.15	1.80	2.05	
Pauză - Final										Marchează											
			1-1	1-X	1-2	X-1	X-X	X-2	2-1	2-X	2-2	GM	OM	GN	ON	GG	NG	GG3	GM-	OM-	
																		+	PR1+	PR1+	
2858 Ham-Kam	Sandnes Ulf	Ma 20:00	4.75	13.0	28.0	6.50	5.50	6.45	28.0	13.0	4.55	1.25	1.24	3.35	3.45	1.65	2.10	2.05	2.05	2.00	
Scor corect (Final)										Scor corect (Prima repriză)											
			1:0	2:0	2:1	3:0	0:0	1:1	2:2	0:1	0:2	1:2	0:3	pr1:Cpr2:0	pr2:1pr0:0	pr0:1pr0:2	pr1:2				
2858 Ham-Kam	Sandnes Ulf	Ma 20:00	8.50	12.0	10.0	35.0	10.1	6.00	17.0	7.00	10.0	9.00	25.0	4.33	12.0	17.0	2.85	4.33	12.0	17.0	
			Winner (final)			Winner (pauză)			Handicap			Primul gol		Victorie dublă		Marchează în ambele reprize					
			W1	W2	Wp1	Wp2	±H	H 1	H X	H 2	PG 1	PG 2	VD	VD	1D	2D	1N	2N	1D	1N	
													11	22					2D	2N	
2858 Ham-Kam	Sandnes Ulf	Ma 20:00	1.79	1.71	2.02	1.78	1.0	1.43	3.80	5.00	-	-	10.4	8.26	3.25	3.15	1.24	1.26	8.53	1.46	
Combinatii Winner																					
			1&	1&	1&	1&	1&	1/1&	1&Pr	1/1&	1&G	Pr2+	Pr1+	2&	2&	2&	2&	2&	2/2&	2&Pr	
			1-2	3+	1-3	4+	2-3	3+	2+	Pr2+	G	&Dr1&	Dr2	1-2	3+	1-3	4+	2-3	3+	2+	
												+	+								
2858 Ham-Kam	Sandnes Ulf	Ma 20:00	4.77	4.00	3.33	6.75	4.55	6.00	5.66	9.28	4.65	2.76	2.42	4.56	3.81	3.18	6.36	4.34	6.10	5.40	

Norvegia - 2nd Division, Grupa 1

Norvegia - 2nd Division, Grupa 1

Cod	Gazde	Oaspeti	Zi	Ora	1	X	2	1X	X2	12	PR1	PRX	PR2	PR	PR	PR	DR1	DRX	DR2	DR	DR	DR
														1X	X2	12				1X	X2	12
4940	Grorud IL	Odd BK II	Ma	20:00	1.95	3.60	3.10	1.27	1.67	1.20	2.45	2.30	3.70	1.13	1.35	1.41	2.25	2.75	3.94	1.14	1.47	1.30
					TG	TG	TG	TG	TG	TG	TG	TG	TG	TG	TG	TG	TG	TG	TG	TG	TG	TG
					0-1	0-2	0-3	1-2	1-3	2-3	2-4	2-5	3-4	3-5	4-6	2G	2+	3+	4+	5+	6+	7+
4940	Grorud IL	Odd BK II	Ma	20:00	4.70	2.30	1.48	2.55	1.65	2.15	1.43	1.23	2.20	1.73	2.60	4.45	1.12	1.55	2.30	3.45	6.50	12.0
					PR	PR	PR	PR	±H	H 1	H X	H 2	W1	W2	Wp1	Wp2	I>II	I=II	I<II	PsF 1	PsF X	PsF 2
					0-1	2-3	1+	2+														
4940	Grorud IL	Odd BK II	Ma	20:00	-	-	-	-	-1.0	3.40	3.85	1.67	1.41	2.24	1.57	2.37	-	-	-	1.61	2.15	2.65
					1-1	1-X	1-2	X-1	X-X	X-2	2-1	2-X	2-2	GM	OM	GN	ON	GG	NG	GG3	GM-	OM-
4940	Grorud IL	Odd BK II	Ma	20:00	3.35	15.5	25.0	5.35	5.85	6.75	19.0	15.5	5.50	-	-	-	-	-	-	-	-	-

Olanda - Beloften Reservecompetitie Grupa A

Cod	Gazde	Oaspeti	Zi	Ora	1	X	2	1X	X2	12	PR1	PRX	PR2	PR	PR	PR	DR1	DRX	DR2	DR	DR	DR
														1X	X2	12				1X	X2	12
1086	ADO Den Haag	Feyenoord (R)	Ma	15:00	1.65	4.40	3.60	1.20	2.00	1.13	2.05	2.55	4.20	1.09	1.53	1.32	1.90	2.95	4.87	1.08	1.67	1.24
1087	Heracles Alme	NAC Breda (R)	Ma	15:00	1.75	4.20	3.30	1.24	1.85	1.15	2.17	2.50	4.00	1.11	1.46	1.34	2.05	2.85	4.15	1.12	1.60	1.26
					TG	TG	TG	TG	TG	TG	TG	TG	TG	TG	TG	TG	TG	TG	TG	TG	TG	TG
					0-1	0-2	0-3	1-2	1-3	2-3	2-4	2-5	3-4	3-5	4-6	2G	2+	3+	4+	5+	6+	7+
1086	ADO Den Haag	Feyenoord (R)	Ma	15:00	7.75	2.90	1.75	3.15	2.05	2.40	1.50	1.23	2.15	1.55	2.05	5.00	1.03	1.35	1.85	2.75	3.70	8.00
1087	Heracles Alme	NAC Breda (R)	Ma	15:00	6.85	2.70	1.65	2.95	1.90	2.25	1.48	1.23	2.15	1.60	2.20	4.75	1.05	1.40	1.95	2.90	4.25	7.00
					PR	PR	PR	PR	±H	H 1	H X	H 2	W1	W2	Wp1	Wp2	I>II	I=II	I<II	PsF 1	PsF X	PsF 2
					0-1	2-3	1+	2+														
1086	ADO Den Haag	Feyenoord (R)	Ma	15:00	-	-	-	-	-1.0	2.65	3.75	2.00	1.28	2.78	1.40	2.86	-	-	-	1.43	2.35	2.65
1087	Heracles Alme	NAC Breda (R)	Ma	15:00	-	-	-	-	-1.0	2.85	3.65	1.85	1.33	2.51	1.46	2.69	-	-	-	1.50	2.25	2.65
					1-1	1-X	1-2	X-1	X-X	X-2	2-1	2-X	2-2	GM	OM	GN	ON	GG	NG	GG3	GM-	OM-
1086	ADO Den Haag	Feyenoord (R)	Ma	15:00	2.52	13.0	28.0	5.50	6.85	14.0	19.0	17.0	6.75	-	-	-	-	-	-	-	-	-
1087	Heracles Alme	NAC Breda (R)	Ma	15:00	2.75	14.0	28.0	5.35	6.50	12.0	20.0	17.0	6.35	-	-	-	-	-	-	-	-	-

Olanda - Tweede Divisie

Cod	Gazde	Oaspeti	Zi	Ora	1	X	2	1X	X2	12	PR1	PRX	PR2	PR	PR	PR	DR1	DRX	DR2	DR	DR	DR
														1X	X2	12				1X	X2	12
1996	AFC	HHC Hardenber	Ma	19:30	2.15	3.75	2.64	1.37	1.55	1.18	-	-	-	-	-	-	-	-	-	-	-	-
1997	FC Lisse	De Treffers	Ma	21:00	2.15	3.55	2.74	1.34	1.55	1.21	-	-	-	-	-	-	-	-	-	-	-	-
					TG	TG	TG	TG	TG	TG	TG	TG	TG	TG	TG	TG	TG	TG	TG	TG	TG	TG
					0-1	0-2	0-3	1-2	1-3	2-3	2-4	2-5	3-4	3-5	4-6	2G	2+	3+	4+	5+	6+	7+
1996	AFC	HHC Hardenber	Ma	19:30	5.50	2.40	1.52	2.65	1.75	2.15	1.45	1.21	2.20	1.70	2.45	4.50	1.08	1.50	2.20	3.30	6.00	11.0
1997	FC Lisse	De Treffers	Ma	21:00	5.50	2.40	1.52	2.65	1.75	2.15	1.45	1.21	2.20	1.70	2.45	4.50	1.08	1.50	2.20	3.30	6.00	11.0
					PR	PR	PR	PR	\$HD	H 1	H X	H 2	W1	W2	Wp1	Wp2	I>II	I=II	I<II	PsF 1	PsF X	PsF 2
					0-1	2-3	1+	2+	\$													
1996	AFC	HHC Hardenber	Ma	19:30	-	-	-	-	-	-	-	-	1.58	1.94	-	-	-	-	-	-	-	-
1997	FC Lisse	De Treffers	Ma	21:00	-	-	-	-	-	-	-	-	1.54	1.97	-	-	-	-	-	-	-	-

Olanda - Eredivisie (F), Runda Campioanelor

Cod	Gazde	Oaspeti	Zi	Ora	1	X	2	1X	X2	12	PR1	PRX	PR2	PR	PR	PR	DR1	DRX	DR2	DR	DR	DR
														1X	X2	12				1X	X2	12
1089	FC Twente (F)	SC Heerenveen	Ma	20:30	1.20	6.50	8.05	1.01	3.60	1.04	-	-	-	-	-	-	-	-	-	-	-	-
1090	PSV Eindhoven	Ajax Amsterda	Ma	20:30	3.90	4.35	1.60	2.06	1.17	1.13	-	-	-	-	-	-	-	-	-	-	-	-
					TG	TG	TG	TG	TG	TG	TG	TG	TG	TG	TG	TG	TG	TG	TG	TG	TG	TG
					0-1	0-2	0-3	1-2	1-3	2-3	2-4	2-5	3-4	3-5	4-6	2G	2+	3+	4+	5+	6+	7+
1089	FC Twente (F)	SC Heerenveen	Ma	20:30	10.0	3.50	2.25	3.50	2.60	2.90	1.55	1.30	2.05	1.48	1.80	5.30	1.02	1.25	1.50	2.00	2.75	4.00
1090	PSV Eindhoven	Ajax Amsterda	Ma	20:30	9.50	3.20	2.05	3.40	2.45	2.80	1.55	1.28	2.07	1.50	1.85	5.20	1.02	1.30	1.60	2.20	3.00	5.00
					PR	PR	PR	PR	\$HD	H 1	H X	H 2	W1	W2	Wp1	Wp2	I>II	I=II	I<II	PsF 1	PsF X	PsF 2
					0-1	2-3	1+	2+	\$													
1089	FC Twente (F)	SC Heerenveen	Ma	20:30	-	-	-	-	-	-	-	-	1.02	6.81	-	-	-	-	-	-	-	-
1090	PSV Eindhoven	Ajax Amsterda	Ma	20:30	-	-	-	-	-	-	-	-	3.00	1.23	-	-	-	-	-	-	-	-

Olanda - Eredivisie (F), Runda Invinselor

Cod	Gazde	Oaspeti	Zi	Ora	1	X	2	1X	X2	12	PR1	PRX	PR2	PR	PR	PR	DR1	DRX	DR2	DR	DR	DR
														1X	X2	12				1X	X2	12

Olanda - Eredivisie (F), Runda Invinselor

Cod	Gazde	Oaspeti	Zi	Ora	1	X	2	1X	X2	12	PR1	PRX	PR2	PR	PR	PR	DR1	DRX	DR2	DR	DR	DR
														1X	X2	12				1X	X2	12
1091	ADO Den Haag	Excelsior/Bar	Ma	20:30	1.10	7.25	15.6	-	4.95	1.03	-	-	-	-	-	-	-	-	-	-	-	-
1092	VV Alkmaar (F)	Achilles 29 (Ma	20:30	1.80	4.40	3.05	1.28	1.80	1.13	-	-	-	-	-	-	-	-	-	-	-	-
					TG	TG	TG	TG	TG	TG	TG	TG	TG	TG	TG	TG	TG	TG	TG	TG	TG	TG
					0-1	0-2	0-3	1-2	1-3	2-3	2-4	2-5	3-4	3-5	4-6	2G	2+	3+	4+	5+	6+	7+
1091	ADO Den Haag	Excelsior/Bar	Ma	20:30	6.85	2.70	1.65	2.95	1.90	2.25	1.48	1.23	2.15	1.50	2.00	4.75	1.05	1.40	1.85	2.55	3.50	5.00
1092	VV Alkmaar (F)	Achilles 29 (Ma	20:30	9.50	3.20	2.05	3.40	2.45	2.80	1.55	1.28	2.07	1.50	1.85	5.20	1.02	1.30	1.60	2.20	3.00	5.00
					PR	PR	PR	PR	\$HD	H 1	H X	H 2	W1	W2	Wp1	Wp2	>	I=	<	PsF 1	PsF X	PsF 2
					0-1	2-3	1+	2+	\$													
1091	ADO Den Haag	Excelsior/Bar	Ma	20:30	-	-	-	-	-	-	-	-	-	13.5	-	-	-	-	-	-	-	-
1092	VV Alkmaar (F)	Achilles 29 (Ma	20:30	-	-	-	-	-	-	-	-	1.39	2.36	-	-	-	-	-	-	-	-

Polonia - I Liga

Cod	Gazde	Oaspeti	Zi	Ora	Final							Prima repriză							A doua repriză							
					1	X	2	1X	X2	12	PR1	PRX	PR2	PR	PR	PR	DR1	DRX	DR2	DR	DR	DR				
														1X	X2	12				1X	X2	12				
2738	Gornik L.	Chrobry Glogo	Ma	18:00	2.85	3.05	2.40	1.48	1.34	1.31	3.75	1.98	2.95	1.26	1.15	1.62	3.23	2.25	2.70	1.32	1.22	1.47				
2747	Olimpia Gr.	Stal Mielec	Ma	20:00	2.85	2.85	2.55	1.43	1.35	1.35	3.70	1.90	3.15	1.23	1.16	1.68	3.04	2.25	2.85	1.29	1.25	1.47				
2748	S.Olsztyn	Ruch Chorzow	Ma	20:00	2.15	3.05	3.35	1.26	1.59	1.31	2.75	2.00	4.00	1.13	1.31	1.61	2.45	2.35	3.44	1.19	1.39	1.43				
					Total goluri																					
					TG	TG	TG	TG	TG	TG	TG	TG	TG	TG	TG	TG	TG	TG	TG	TG	TG	TG				
					0-1	0-2	0-3	1-2	1-3	2-3	2-4	2-5	3-4	3-5	4-6	2G	2+	3+	4+	5+	6+	7+				
2738	Gornik L.	Chrobry Glogo	Ma	18:00	2.80	1.65	1.19	1.90	1.38	2.05	1.56	1.44	2.65	2.25	4.20	3.30	1.40	2.10	3.95	8.20	13.0	42.0				
2747	Olimpia Gr.	Stal Mielec	Ma	20:00	2.40	1.50	1.15	1.75	1.33	2.00	1.60	1.50	2.95	2.55	5.00	3.10	1.47	2.40	4.70	10.0	16.0	48.0				
2748	S.Olsztyn	Ruch Chorzow	Ma	20:00	2.80	1.65	1.19	1.90	1.38	2.05	1.56	1.44	2.65	2.25	4.20	3.30	1.40	2.10	3.95	8.20	13.0	42.0				
					Total goluri prima repriză							Total goluri a doua repriză							Mai multe goluri			Pauză sau Final				
					PR	PR	PR	PR	PR	PR	DR	DR	DR	DR	DR	DR	>	I=	<	PsF 1	PsF X	PsF 2				
					0-1	2-3	1+	2+	3+	4+	0-1	2-3	1+	2+	3+	4+										
2738	Gornik L.	Chrobry Glogo	Ma	18:00	1.32	3.30	1.45	3.15	8.65	20.0	1.53	2.60	1.22	2.30	5.50	17.0	3.15	3.20	1.95	2.38	1.62	1.91				
2747	Olimpia Gr.	Stal Mielec	Ma	20:00	1.26	3.80	1.58	3.65	9.50	29.0	1.43	2.85	1.33	2.60	6.50	23.0	3.15	3.20	1.95	2.25	1.53	2.10				
2748	S.Olsztyn	Ruch Chorzow	Ma	20:00	1.32	3.30	1.45	3.15	8.65	20.0	1.53	2.60	1.22	2.30	5.50	17.0	3.15	3.20	1.95	1.81	1.61	2.53				
					Pauză - Final							Marchează														
					1-1	1-X	1-2	X-1	X-X	X-2	2-1	2-X	2-2	GM	OM	GN	ON	GG	NG	GG3	GM+	OM+				
																				PR1+	PR1+					
2738	Gornik L.	Chrobry Glogo	Ma	18:00	5.75	16.0	26.0	6.35	4.65	5.50	28.0	15.0	4.30	1.37	1.28	2.70	3.14	1.85	1.85	2.40	2.40	2.30				
2747	Olimpia Gr.	Stal Mielec	Ma	20:00	6.00	15.0	28.0	5.75	4.45	5.70	28.0	15.0	4.85	1.45	1.38	2.44	2.66	2.10	1.65	2.85	2.50	2.40				
2748	S.Olsztyn	Ruch Chorzow	Ma	20:00	3.60	15.5	30.0	5.30	4.80	6.00	28.0	16.0	6.50	1.23	1.45	3.48	2.44	1.85	1.85	2.40	2.05	2.55				
					Scor corect (Final)											Scor corect (Prima repriză)										
					1:0	2:0	2:1	3:0	0:0	1:1	2:2	0:1	0:2	1:2	0:3	pr1:	Cpr2:0	pr2:1	pr0:0	pr0:1	pr0:2	pr1:2				
2738	Gornik L.	Chrobry Glogo	Ma	18:00	8.50	13.0	11.0	35.0	8.48	6.00	17.0	7.00	9.50	8.50	25.0	4.50	15.0	26.0	2.50	4.00	12.0	21.0				
2747	Olimpia Gr.	Stal Mielec	Ma	20:00	8.50	12.0	10.0	35.0	6.49	6.00	17.0	7.50	10.0	9.00	25.0	4.33	15.0	26.0	2.30	4.33	15.0	26.0				
2748	S.Olsztyn	Ruch Chorzow	Ma	20:00	6.50	8.50	8.50	19.0	8.49	6.00	17.0	9.00	15.0	13.0	50.0	3.80	10.0	21.0	2.50	4.75	17.0	26.0				
					Winner (final)			Winner (pauză)			Handicap				Primul gol		Victorie dublă		Marchează în ambele reprize							
					W1	W2	Wp1	Wp2	±H	H 1	H X	H 2	PG 1	PG 2	VD	VD	1D	2D	1N	2N	1D	1N				
															11	22				2D	2N					
2738	Gornik L.	Chrobry Glogo	Ma	18:00	1.92	1.61	2.15	1.69	1.0	1.48	3.70	4.85	-	-	12.1	7.97	4.80	3.85	1.11	1.17	15.4	1.21				
2747	Olimpia Gr.	Stal Mielec	Ma	20:00	1.85	1.66	2.05	1.74	1.0	1.39	3.80	5.33	-	-	11.3	9.85	5.00	4.75	1.10	1.12	18.8	1.15				
2748	S.Olsztyn	Ruch Chorzow	Ma	20:00	1.45	2.25	1.59	2.31	-1.0	4.13	3.55	1.55	-	-	6.74	13.8	3.15	4.80	1.26	1.11	12.6	1.31				
					Combinatii Winner																					
					1&	1&	1&	1&	1&	1/1&	1&Pr	1/1&	1&G	Pr2+	Pr1+	2&	2&	2&	2&	2&	2/2&	2&Pr				
					1-2	3+	1-3	4+	2-3	3+	2+	Pr2+	G	&Dr1	&Dr2	1-2	3+	1-3	4+	2-3	3+	2+				
														+	+											
2738	Gornik L.	Chrobry Glogo	Ma	18:00	4.59	5.12	3.33	9.54	4.95	9.15	7.61	14.5	5.75	3.59	2.98	3.86	4.27	2.81	8.03	4.17	6.50	6.45				
2747	Olimpia Gr.	Stal Mielec	Ma	20:00	4.23	5.85	3.21	11.4	4.83	11.0	8.82	17.5	6.35	4.54	3.67	3.78	5.19	2.87	10.2	4.32	8.45	7.89				
2748	S.Olsztyn	Ruch Chorzow	Ma	20:00	3.46	3.86	2.51	7.20	3.74	5.45	5.74	9.07	4.40	3.59	2.98	5.39	5.96	3.92	11.2	5.82	11.2	8.94				

Rusia - PFL Centru

Cod	Gazde	Oaspeti	Zi	Ora	1	X	2	1X	X2	12	PR1	PRX	PR2	PR	PR	PR	DR1	DRX	DR2	DR	DR	DR
														1X	X2	12				1X	X2	12

Rusia - PFL Centru

Cod	Gazde	Oaspeti	Zi	Ora	1	X	2	1X	X2	12	PR1	PRX	PR2	PR	PR	PR	DR1	DRX	DR2	DR	DR	DR
														1X	X2	12				1X	X2	12
1094	FK Kaluga	Torpedo Mosco	Ma	18:30	3.70	3.50	1.80	1.80	1.19	1.21	4.65	2.12	2.35	1.39	1.06	1.49	4.33	2.40	2.10	1.54	1.12	1.41
					TG	TG	TG	TG	TG	TG	TG	TG	TG	TG	TG	TG	TG	TG	TG	TG	TG	TG
					0-1	0-2	0-3	1-2	1-3	2-3	2-4	2-5	3-4	3-5	4-6	2G	2+	3+	4+	5+	6+	7+
1094	FK Kaluga	Torpedo Mosco	Ma	18:30	3.60	1.85	1.35	1.90	1.45	2.10	1.38	1.28	2.40	2.05	2.90	3.60	1.20	1.85	2.70	3.90	8.25	22.0
					PR	PR	PR	PR	±H	H 1	H X	H 2	W1	W2	Wp1	Wp2	I>II	I=II	I<II	PsF 1	PsF X	PsF 2
					0-1	2-3	1+	2+														
1094	FK Kaluga	Torpedo Mosco	Ma	18:30	1.42	2.70	1.21	2.40	1.0	1.80	3.50	3.20	2.64	1.29	2.81	1.42	-	-	-	3.15	1.90	1.55
					1-1	1-X	1-2	X-1	X-X	X-2	2-1	2-X	2-2	GM	OM	GN	ON	GG	NG	GG3	GM-	OM-
1094	FK Kaluga	Torpedo Mosco	Ma	18:30	7.00	16.5	26.0	8.50	5.50	4.80	33.0	16.5	2.95	1.47	1.17	2.38	4.08	1.75	1.95	2.15	2.45	1.75

Rusia - PFL Est

Cod	Gazde	Oaspeti	Zi	Ora	1	X	2	1X	X2	12	PR1	PRX	PR2	PR	PR	PR	DR1	DRX	DR2	DR	DR	DR
														1X	X2	12				1X	X2	12
1095	FK Chita	Dynamo Barnau	Ma	12:00	2.15	2.90	3.45	1.22	1.57	1.30	2.75	1.98	4.00	1.11	1.27	1.57	2.40	2.35	3.55	1.18	1.41	1.43
1096	Zenit Irkutsk	FC Irtysh Oms	Ma	13:00	1.80	3.20	4.10	1.15	1.80	1.25	2.40	2.05	4.75	1.06	1.37	1.53	2.10	2.40	4.33	1.12	1.54	1.41
					TG	TG	TG	TG	TG	TG	TG	TG	TG	TG	TG	TG	TG	TG	TG	TG	TG	TG
					0-1	0-2	0-3	1-2	1-3	2-3	2-4	2-5	3-4	3-5	4-6	2G	2+	3+	4+	5+	6+	7+
1095	FK Chita	Dynamo Barnau	Ma	12:00	3.20	1.60	1.27	1.70	1.35	2.05	1.45	1.35	2.55	2.40	3.40	3.10	1.24	2.20	3.10	4.45	11.0	35.0
1096	Zenit Irkutsk	FC Irtysh Oms	Ma	13:00	3.30	1.65	1.30	1.75	1.40	2.05	1.42	1.32	2.55	2.30	3.30	3.20	1.23	2.10	2.90	4.30	10.0	30.0
					PR	PR	PR	PR	±H	H 1	H X	H 2	W1	W2	Wp1	Wp2	I>II	I=II	I<II	PsF 1	PsF X	PsF 2
					0-1	2-3	1+	2+														
1095	FK Chita	Dynamo Barnau	Ma	12:00	1.35	3.15	1.25	2.65	-1.0	3.95	3.55	1.58	1.41	2.26	1.58	2.30	-	-	-	1.83	1.63	2.75
1096	Zenit Irkutsk	FC Irtysh Oms	Ma	13:00	1.38	3.10	1.24	2.55	-1.0	3.20	3.50	1.80	1.24	2.82	1.42	2.81	-	-	-	1.58	1.62	3.25
					1-1	1-X	1-2	X-1	X-X	X-2	2-1	2-X	2-2	GM	OM	GN	ON	GG	NG	GG3	GM-	OM-
1095	FK Chita	Dynamo Barnau	Ma	12:00	3.55	16.0	31.0	4.85	4.25	7.50	28.0	16.0	6.45	1.24	1.45	3.14	2.38	1.90	1.80	2.45	2.05	2.55
1096	Zenit Irkutsk	FC Irtysh Oms	Ma	13:00	2.95	16.5	33.0	4.80	5.50	8.50	26.0	16.5	8.50	1.18	1.55	3.85	2.15	1.90	1.80	2.40	1.88	2.65

Scotia - Championship

Cod	Gazde	Oaspeti	Zi	Ora	Final						Prima repriză						A doua repriză					
					1	X	2	1X	X2	12	PR1	PRX	PR2	PR	PR	PR	DR1	DRX	DR2	DR	DR	DR
4943	Livingston	Inverness C T	Ma	21:45	2.20	3.40	3.00	1.33	1.58	1.26	2.75	2.10	3.70	1.17	1.32	1.56	2.50	2.30	3.46	1.19	1.38	1.45
					Total goluri																	
					TG	TG	TG	TG	TG	TG	TG	TG	TG	TG	TG	TG	TG	TG	TG	TG	TG	TG
					0-1	0-2	0-3	1-2	1-3	2-3	2-4	2-5	3-4	3-5	4-6	2G	2+	3+	4+	5+	6+	7+
4943	Livingston	Inverness C T	Ma	21:45	3.55	1.85	1.30	2.10	1.47	2.02	1.40	1.30	2.30	2.00	3.40	3.80	1.24	1.85	3.10	6.00	14.0	30.0
					Total goluri prima repriză						Total goluri a doua repriză						Mai multe goluri			Pauză sau Final		
					PR	PR	PR	PR	PR	PR	DR	DR	DR	DR	DR	DR	I>II	I=II	I<II	PsF 1	PsF X	PsF 2
					0-1	2-3	1+	2+	3+	4+	0-1	2-3	1+	2+	3+	4+						
4943	Livingston	Inverness C T	Ma	21:45	1.43	3.00	1.35	2.60	6.00	17.0	1.63	2.40	1.17	2.10	4.50	10.0	3.15	3.20	1.95	1.81	1.80	2.45
					Pauză - Final						Marchează											
					1-1	1-X	1-2	X-1	X-X	X-2	2-1	2-X	2-2	GM	OM	GN	ON	GG	NG	GG3	GM-	OM-
4943	Livingston	Inverness C T	Ma	21:45	3.75	15.5	30.0	5.40	5.15	7.35	24.0	16.0	5.75	1.21	1.34	3.66	2.83	1.70	2.10	2.10	1.92	2.25
					Scor corect (Final)												Scor corect (Prima repriză)					
					1:0	2:0	2:1	3:0	0:0	1:1	2:2	0:1	0:2	1:2	0:3	pr1:Cpr2:0	pr2:1pr0:0	pr0:1	pr0:2	pr1:2		
4943	Livingston	Inverness C T	Ma	21:45	6.50	8.50	8.50	21.0	10.4	6.00	17.0	9.00	15.0	12.0	40.0	4.00	10.0	17.0	2.80	4.75	15.0	21.0
					Winner (final)			Winner (pauză)			Handicap			Primul gol		Victorie dublă		Marchează în ambele reprize				
					W1	W2	Wp1	Wp2	±H	H 1	H X	H 2	PG 1	PG 2	VD	VD	1D	2D	1N	2N	1D	2N
															11	22						
4943	Livingston	Inverness C T	Ma	21:45	1.55	2.12	1.65	2.22	-1.0	4.25	3.60	1.52	-	-	7.00	12.8	3.25	4.15	1.29	1.19	9.18	1.43
					Combinajii Winner																	

Scotia - Championship

			Combinajii Winner																		
			1& 1-2	1& 3+	1& 1-3	1& 4+	1& 2-3	1/1& 3+	1&Pr 2+	1/1& Pr2+	1&G G	Pr2+ &Dr1	Pr1+ &Dr2	2& 1-2	2& 3+	2& 1-3	2& 4+	2& 2-3	2/2& 3+	2&Pr 2+	
4943	Livingston	Inverness C T	Ma 21:45	3.92	3.45	2.74	5.75	3.77	4.95	4.85	7.60	4.15	2.84	2.53	5.34	4.70	3.74	7.88	5.14	8.72	6.61

Scotia - League Two

Cod	Gazde	Oaspeti	Zi	Ora	Final					Prima repriză					A doua repriză							
					1	X	2	1X	X2	12	PR1	PRX	PR2	PR	PR	PR	DR1	DRX	DR2	DR	DR	DR
4944	Berwick	Stenhousemuir	Ma	21:45	4.10	3.75	1.70	1.95	1.17	1.20	4.70	2.25	2.20	1.48	1.07	1.46	4.57	2.55	1.95	1.63	1.10	1.36
Total goluri																						
					TG 0-1	TG 0-2	TG 0-3	TG 1-2	TG 1-3	TG 2-3	TG 2-4	TG 2-5	TG 3-4	TG 3-5	TG 4-6	TG 2G	TG 2+	TG 3+	TG 4+	TG 5+	TG 6+	TG 7+
4944	Berwick	Stenhousemuir	Ma	21:45	4.00	2.00	1.40	2.30	1.55	2.20	1.40	1.28	2.25	1.90	3.25	3.80	1.18	1.70	2.70	4.80	8.50	23.0
					Total goluri prima repriză					Total goluri a doua repriză					Mai multe goluri			Pauză sau Final				
					PR 0-1	PR 2-3	PR 1+	PR 2+	PR 3+	PR 4+	DR 0-1	DR 2-3	DR 1+	DR 2+	DR 3+	DR 4+	I>II	I=II	I<II	PsF 1	PsF X	PsF 2
4944	Berwick	Stenhousemuir	Ma	21:45	1.49	2.75	1.27	2.50	5.35	13.0	1.73	2.25	1.15	1.95	3.90	7.50	2.95	3.35	2.00	3.35	2.05	1.47
Pauză - Final											Marchează											
					1-1	1-X	1-2	X-1	X-X	X-2	2-1	2-X	2-2	GM	OM	GN	ON	GG	NG	GG3	GM-	OM-
4944	Berwick	Stenhousemuir	Ma	21:45	8.50	17.0	25.0	10.0	6.85	4.60	34.0	17.0	2.60	1.42	1.12	2.65	4.75	1.65	2.10	1.95	2.40	1.62
					Winner (final)		Winner (pauză)		Handicap			Primul gol		Victorie dublă		Marchează în ambele reprize						
					W1	W2	Wp1	Wp2	±H	H 1	H X	H 2	PG 1	PG 2	VD 11	VD 22	1D	2D	1N	2N	1D 2D	1N 2N
4944	Berwick	Stenhousemuir	Ma	21:45	3.01	1.25	2.96	1.39	1.0	1.95	3.45	2.95	-	-	22.0	4.25	4.80	2.45	1.11	1.48	8.95	1.54
Combinajii Winner																						
					1& 1-2	1& 3+	1& 1-3	1& 4+	1& 2-3	1/1& 3+	1&Pr 2+	1/1& Pr2+	1&G G	Pr2+ &Dr1	Pr1+ &Dr2	2& 1-2	2& 3+	2& 1-3	2& 4+	2& 2-3	2/2& 3+	2&Pr 2+
4944	Berwick	Stenhousemuir	Ma	21:45	7.99	6.10	5.39	9.38	7.64	11.8	8.69	17.0	7.50	2.69	2.21	3.31	2.35	2.23	3.85	3.17	3.20	3.40

Scotia - Highland League

			TG 0-1	TG 0-2	TG 0-3	TG 1-2	TG 1-3	TG 2-3	TG 2-4	TG 2-5	TG 3-4	TG 3-5	TG 4-6	TG 2G	TG 2+	TG 3+	TG 4+	TG 5+	TG 6+	TG 7+
1438	Cove Rangers	Nairn County	Ma 22:00	-	4.00	-	-	-	-	-	-	-	-	-	-	1.20	-	-	-	-
1439	Strathspey Th	Fraserburgh	Ma 22:00	-	4.75	-	-	-	-	-	-	-	-	-	-	1.15	-	-	-	-

Slovacia - 2. Liga

Cod	Gazde	Oaspeti	Zi	Ora	1	X	2	1X	X2	12	PR1	PRX	PR2	PR	PR	PR	DR1	DRX	DR2	DR	DR	DR
					1	X	2	1X	X2	12	PR1	PRX	PR2	PR 1X	PR 1X	PR 1X	PR 1X	PR 1X	PR 1X	PR 1X	PR 1X	PR 1X
1097	Sered	Partizan Bard	Ma	18:00	1.40	4.60	5.55	1.07	2.52	1.12	1.82	2.50	6.00	1.01	1.70	1.34	1.65	2.80	6.23	1.03	1.93	1.28
1425	FK Poprad	KFC Komarno	Ma	18:30	1.60	3.65	4.70	1.10	2.05	1.19	2.08	2.25	5.30	1.03	1.51	1.43	1.85	2.60	5.03	1.08	1.71	1.35
1100	MFK Skalica	FK Spisska No	Ma	20:00	1.30	4.85	7.30	1.03	2.92	1.11	1.70	2.55	7.50	-	1.82	1.32	1.50	3.25	6.70	1.02	2.18	1.22
Total goluri																						
					TG 0-1	TG 0-2	TG 0-3	TG 1-2	TG 1-3	TG 2-3	TG 2-4	TG 2-5	TG 3-4	TG 3-5	TG 4-6	TG 2G	TG 2+	TG 3+	TG 4+	TG 5+	TG 6+	TG 7+
1097	Sered	Partizan Bard	Ma	18:00	5.50	2.40	1.52	2.65	1.75	2.15	1.45	1.21	2.20	1.70	2.45	4.50	1.08	1.50	2.20	3.30	6.00	11.0
1425	FK Poprad	KFC Komarno	Ma	18:30	3.70	1.95	1.36	1.95	1.47	2.10	1.38	1.27	2.35	1.95	2.85	3.85	1.18	1.75	2.65	3.90	8.00	20.0
1100	MFK Skalica	FK Spisska No	Ma	20:00	4.70	2.30	1.48	2.55	1.65	2.15	1.43	1.23	2.20	1.73	2.60	4.45	1.12	1.55	2.30	3.45	6.50	12.0
					PR 0-1	PR 2-3	PR 1+	PR 2+	±H	H 1	H X	H 2	W1	W2	Wp1	Wp2	I>II	I=II	I<II	PsF 1	PsF X	PsF 2
1097	Sered	Partizan Bard	Ma	18:00	1.55	2.25	1.14	2.15	-1.0	2.00	3.60	2.52	1.10	4.34	1.23	4.04	-	-	-	1.30	2.25	4.45
1425	FK Poprad	KFC Komarno	Ma	18:30	1.42	2.60	1.20	2.40	-1.0	2.60	3.50	2.05	1.16	3.41	1.31	3.34	2.95	3.35	2.00	1.43	2.05	3.85
1100	MFK Skalica	FK Spisska No	Ma	20:00	1.52	2.30	1.14	2.20	-1.0	1.80	3.75	2.92	1.03	5.79	1.16	5.10	-	-	-	1.20	2.35	5.75
Pauză - Final																						
					1-1	1-X	1-2	X-1	X-X	X-2	2-1	2-X	2-2	GM	OM	GN	ON	GG	NG	GG3	GM-	OM-
1097	Sered	Partizan Bard	Ma	18:00	1.95	17.0	50.0	5.00	7.50	20.0	22.0	18.0	10.0	1.06	1.55	6.39	2.18	1.70	2.00	1.90	1.40	2.55
1425	FK Poprad	KFC Komarno	Ma	18:30	2.45	17.0	35.0	4.50	5.75	11.0	20.0	17.0	8.50	1.12	1.48	4.83	2.36	1.75	1.95	1.95	1.60	2.65
1100	MFK Skalica	FK Spisska No	Ma	20:00	1.90	19.0	50.0	4.30	7.50	19.0	23.0	19.0	12.5	1.06	1.75	6.39	1.86	1.95	1.75	2.30	1.35	2.90

Suedia - Superettan

Cod	Gazde	Oaspeti	Zi	Ora	Final							Prima repriză						A doua repriză					
					1	X	2	1X	X2	12	PR1	PRX	PR2	PR	PR	PR	DR1	DRX	DR2	DR	DR	DR	
2198	Varnamo	Varbergs	Ma	20:00	2.15	3.30	3.05	1.30	1.58	1.26	2.75	2.05	3.85	1.13	1.30	1.56	2.45	2.35	3.44	1.19	1.39	1.43	
2208	Helsingborgs	AFC United	Ma	20:00	1.55	4.15	6.00	1.10	2.40	1.16	1.88	2.45	5.80	1.03	1.68	1.38	1.70	2.80	6.06	1.04	1.86	1.32	
Total goluri																							
					TG	TG	TG	TG	TG	TG	TG	TG	TG	TG	TG	TG	TG	TG	TG	TG	TG		
					0-1	0-2	0-3	1-2	1-3	2-3	2-4	2-5	3-4	3-5	4-6	2G	2+	3+	4+	5+	6+	7+	
2198	Varnamo	Varbergs	Ma	20:00	3.10	1.75	1.25	1.85	1.34	2.00	1.44	1.36	2.50	2.30	3.50	3.50	1.31	1.95	3.35	6.65	14.0	32.0	
2208	Helsingborgs	AFC United	Ma	20:00	4.40	2.20	1.47	2.45	1.55	2.15	1.43	1.27	2.20	1.85	2.80	4.30	1.16	1.60	2.45	4.25	7.50	14.0	
Total goluri prima repriză							Total goluri a doua repriză							Mai multe goluri			Pauză sau Final						
					PR	PR	PR	PR	PR	DR	DR	DR	DR	DR	DR	I>II	I=II	I<II	PsF 1	PsF X	PsF 2		
					0-1	2-3	1+	2+	3+	4+	0-1	2-3	1+	2+	3+	4+							
2198	Varnamo	Varbergs	Ma	20:00	1.35	3.10	1.39	2.90	6.45	21.0	1.58	2.50	1.20	2.15	4.75	13.0	3.15	3.20	1.95	1.81	1.75	2.55	
2208	Helsingborgs	AFC United	Ma	20:00	1.55	2.60	1.24	2.30	6.00	9.50	1.83	2.20	1.13	1.80	3.50	6.50	2.85	3.40	2.05	1.35	2.15	3.85	
Pauză - Final											Marchează												
					1-1	1-X	1-2	X-1	X-X	X-2	2-1	2-X	2-2	GM	OM	GN	ON	GG	NG	GG3	GM-	OM-	
																				+	PR1+	PR1+	
2198	Varnamo	Varbergs	Ma	20:00	3.60	15.5	30.0	5.30	4.80	6.00	28.0	16.0	6.30	1.24	1.38	3.45	2.65	1.75	1.95	2.25	2.00	2.35	
2208	Helsingborgs	AFC United	Ma	20:00	2.25	17.0	45.0	4.40	7.25	16.0	23.0	17.5	11.5	1.10	1.48	5.00	2.35	1.65	2.10	1.90	1.50	2.50	
Scor corect (Final)											Scor corect (Prima repriză)												
					1:0	2:0	2:1	3:0	0:0	1:1	2:2	0:1	0:2	1:2	0:3	pr1:Cpr2:0	pr2:1pr0:0	pr0:1pr0:2	pr0:1pr0:2	pr0:1pr0:2	pr0:1pr0:2		
2198	Varnamo	Varbergs	Ma	20:00	6.50	8.50	8.50	19.0	8.42	6.00	17.0	9.00	15.0	13.0	50.0	3.85	10.0	17.0	2.65	4.75	15.0	26.0	
2208	Helsingborgs	AFC United	Ma	20:00	6.50	6.00	8.00	10.0	13.4	8.00	21.0	15.0	35.0	25.0	100	3.33	6.00	13.0	3.33	7.00	31.0	31.0	
					Winner (final)		Winner (pauză)		Handicap				Primul gol		Victorie dublă		Marchează în ambele reprize						
					W1	W2	Wp1	Wp2	±H	H 1	H X	H 2	PG 1	PG 2	VD 11	VD 22	1D	2D	1N	2N	1D	1N	
2198	Varnamo	Varbergs	Ma	20:00	1.50	2.13	1.62	2.27	-1.0	4.15	3.55	1.58	-	-	6.75	14.0	3.35	4.80	1.23	1.11	13.4	1.28	
2208	Helsingborgs	AFC United	Ma	20:00	1.11	4.40	1.25	3.86	-1.0	2.20	3.50	2.45	-	-	3.20	35.2	2.15	5.25	1.60	1.09	8.40	1.72	
Combinatii Winner																							
					1&	1&	1&	1&	1&	1/1&	1&Pr	1/1&	1&G	Pr2+	Pr1+	2&	2&	2&	2&	2/2&	2&Pr		
					1-2	3+	1-3	4+	2-3	3+	2+	Pr2+	G	&Dr1	&Dr2	1-2	3+	1-3	4+	2-3	3+	2+	
2198	Varnamo	Varbergs	Ma	20:00	3.37	3.60	2.44	6.10	3.64	5.40	5.35	8.35	4.25	3.25	2.67	4.78	5.04	3.46	8.66	5.17	10.1	7.50	
2208	Helsingborgs	AFC United	Ma	20:00	3.13	2.05	1.97	3.15	2.70	2.70	2.90	4.15	2.90	2.36	1.91	12.4	7.55	7.80	11.7	10.7	14.6	11.0	

Tara Galilor - Premier League, Playout

Cod	Gazde	Oaspeti	Zi	Ora	Final							Prima repriză						A doua repriză					
					1	X	2	1X	X2	12	PR1	PRX	PR2	PR	PR	PR	DR1	DRX	DR2	DR	DR	DR	
1161	Prestatyn	Barry Town	Ma	21:45	6.25	4.70	1.40	2.70	1.08	1.14	6.00	2.50	1.82	1.77	1.03	1.39	6.23	2.80	1.65	1.93	1.03	1.30	
					TG	TG	TG	TG	TG	TG	TG	TG	TG	TG	TG	TG	TG	TG	TG	TG	TG	TG	
					0-1	0-2	0-3	1-2	1-3	2-3	2-4	2-5	3-4	3-5	4-6	2G	2+	3+	4+	5+	6+	7+	
1161	Prestatyn	Barry Town	Ma	21:45	5.20	2.40	1.58	2.75	1.70	2.30	1.50	1.25	2.15	1.75	2.60	4.10	1.15	1.50	2.25	3.75	6.50	15.0	
					PR	PR	PR	PR	±H	H 1	H X	H 2	W1	W2	Wp1	Wp2	I>II	I=II	I<II	PsF 1	PsF X	PsF 2	
					0-1	2-3	1+	2+															
1161	Prestatyn	Barry Town	Ma	21:45	1.60	2.40	1.17	2.20	1.0	2.70	3.60	2.05	4.92	1.10	4.04	1.23	2.85	3.40	2.05	4.45	2.30	1.27	
					1-1	1-X	1-2	X-1	X-X	X-2	2-1	2-X	2-2	GM	OM	GN	ON	GG	NG	GG3	GM-	OM-	
																				+	PR1+	PR1+	
1161	Prestatyn	Barry Town	Ma	21:45	13.5	18.0	20.0	17.0	8.50	4.30	50.0	17.0	2.00	1.56	1.06	2.18	6.39	1.70	2.00	1.90	2.60	1.40	
					1:0	2:0	2:1	3:0	0:0	1:1	2:2	0:1	0:2	1:2	0:3	pr1:Cpr2:0	pr2:1pr0:0	pr0:1pr0:2	pr0:1pr0:2	pr0:1pr0:2	pr0:1pr0:2		
1161	Prestatyn	Barry Town	Ma	21:45	15.0	37.0	25.0	100	13.9	8.50	24.0	6.50	6.00	8.50	10.0	7.50	31.0	31.0	3.40	3.33	5.67	13.0	

Uzbekistan - PFL

Cod	Gazde	Oaspeti	Zi	Ora	Final							Prima repriză						A doua repriză					
					1	X	2	1X	X2	12	PR1	PRX	PR2	PR	PR	PR	DR1	DRX	DR2	DR	DR	DR	
1214	Neftchi Fargo	Met. Bekabad	Ma	16:00	2.30	3.30	2.75	1.34	1.50	1.24	2.90	1.95	3.90	1.11	1.24	1.59	2.55	2.30	3.37	1.20	1.36	1.45	
1232	FK Buxoro	Qizilqum	Ma	18:00	1.45	3.85	6.20	1.05	2.37	1.17	1.93	2.25	7.00	-	1.61	1.43	1.70	2.70	6.06	1.04	1.86	1.32	

Uzbekistan - PFL

			Total goluri																				
			TG	TG	TG	TG	TG	TG	TG	TG	TG	TG	TG	TG	TG	TG	TG	TG	TG	TG			
			0-1	0-2	0-3	1-2	1-3	2-3	2-4	2-5	3-4	3-5	4-6	2G	2+	3+	4+	5+	6+	7+			
1214	Neftchi Fargo	Met. Bekabad	Ma 16:00	2.90	1.60	1.18	1.85	1.35	2.00	1.47	1.42	2.75	2.40	4.40	3.20	1.30	2.20	4.15	8.70	14.0	44.0		
1232	FK Buxoro	Qizilqum	Ma 18:00	3.45	1.85	1.30	2.10	1.47	2.10	1.44	1.30	2.40	2.00	3.60	3.60	1.18	1.85	3.20	6.60	11.0	34.0		
			Total goluri prima repriză							Total goluri a doua repriză							Mai multe goluri			Pauză sau Final			
			PR	PR	PR	PR	PR	PR	DR	DR	DR	DR	DR	DR	DR	I>II	I=II	I<II	PsF	PsF	PsF		
			0-1	2-3	1+	2+	3+	4+	0-1	2-3	1+	2+	3+	4+									
1214	Neftchi Fargo	Met. Bekabad	Ma 16:00	1.30	3.40	1.46	3.20	8.00	23.0	1.50	2.70	1.29	2.40	5.00	14.0	-	-	-	1.95	1.65	2.25		
1232	FK Buxoro	Qizilqum	Ma 18:00	1.40	3.00	1.35	2.70	6.00	17.0	1.63	2.40	1.17	2.10	4.50	10.0	-	-	-	1.30	2.05	4.75		
			Pauză - Final							Marchează													
			1-1	1-X	1-2	X-1	X-X	X-2	2-1	2-X	2-2	GM	OM	GN	ON	GG	NG	GG3	GM-	OM-			
																		+	PR1+	PR1+			
1214	Neftchi Fargo	Met. Bekabad	Ma 16:00	3.75	15.5	29.0	5.40	4.75	5.90	28.0	16.0	6.50	1.27	1.40	3.15	2.50	1.90	1.80	2.45	2.10	2.50		
1232	FK Buxoro	Qizilqum	Ma 18:00	2.10	17.0	45.0	4.40	5.75	16.0	25.0	17.5	12.0	1.10	1.80	5.24	1.81	2.05	1.67	2.40	1.55	2.95		
			Winner (final)				Winner (pauză)				Handicap				Primul gol		Victorie dublă		Marchează în ambele reprize				
			W1	W2	Wp1	Wp2	±H	H 1	H X	H 2	PG 1	PG 2	VD	VD	1D	2D	1N	2N	1D	1N	2D	2N	
1214	Neftchi Fargo	Met. Bekabad	Ma 16:00	1.60	1.92	1.64	2.21	-1.0	4.40	3.65	1.50	-	-	-	-	-	-	-	-	-	-		
1232	FK Buxoro	Qizilqum	Ma 18:00	1.07	4.59	1.21	4.39	-1.0	2.20	3.50	2.37	-	-	-	-	-	-	-	-	-	-		

Argentina - Primera C

Cod	Gazde	Oaspeti	Zi	Ora	1	X	2	1X	X2	12	PR1	PRX	PR2	PR	PR	PR	DR1	DRX	DR2	DR	DR	DR
														1X	X2	12				1X	X2	12
1365	Justo Jose De	Central Cordo	Ma	21:30	2.45	3.20	2.56	1.39	1.42	1.25	2.95	2.05	3.45	1.16	1.23	1.53	2.95	2.05	3.36	1.23	1.27	1.60
					TG	TG	TG	TG	TG	TG	TG	TG	TG	TG	TG	TG	TG	TG	TG	TG	TG	TG
					0-1	0-2	0-3	1-2	1-3	2-3	2-4	2-5	3-4	3-5	4-6	2G	2+	3+	4+	5+	6+	7+
1365	Justo Jose De	Central Cordo	Ma	21:30	3.10	1.70	1.23	1.95	1.40	2.05	1.45	1.37	2.55	2.15	4.00	3.40	1.25	2.00	3.75	7.80	12.0	40.0
					PR	PR	PR	PR	±H	H 1	H X	H 2	W1	W2	Wp1	Wp2	I>II	I=II	I<II	PsF	PsF	PsF
					0-1	2-3	1+	2+														
1365	Justo Jose De	Central Cordo	Ma	21:30	1.34	3.20	1.41	3.05	-1.0	5.19	3.65	1.42	1.68	1.76	1.74	2.04	-	-	-	1.93	1.76	2.12
					1-1	1-X	1-2	X-1	X-X	X-2	2-1	2-X	2-2	GM	OM	GN	ON	GG	NG	GG3	GM-	OM-
																				+	PR1+	PR1+
1365	Justo Jose De	Central Cordo	Ma	21:30	4.35	12.0	28.0	5.60	4.30	5.80	28.0	12.5	4.80	1.30	1.33	2.90	2.80	1.75	1.95	2.30	2.20	2.30
					1:0	2:0	2:1	3:0	0:0	1:1	2:2	0:1	0:2	1:2	0:3	pr1:0	pr2:0	pr0:0	pr0:1	pr0:2	pr1:2	
1365	Justo Jose De	Central Cordo	Ma	21:30	6.50	9.75	8.75	24.0	8.55	5.75	16.0	8.25	13.0	11.0	35.0	4.00	12.0	21.0	2.60	4.33	13.0	21.0

Argentina - Primera D Metropolitana

Cod	Gazde	Oaspeti	Zi	Ora	1	X	2	1X	X2	12	PR1	PRX	PR2	PR	PR	PR	DR1	DRX	DR2	DR	DR	DR
														1X	X2	12				1X	X2	12
1368	Argentino Mer	Argentino De	Ma	21:30	1.90	3.20	3.67	1.19	1.71	1.25	2.55	1.92	5.00	1.05	1.32	1.61	2.20	2.25	4.45	1.12	1.52	1.52
1369	CA Lugano	CSD Liniers	Ma	21:30	2.69	3.10	2.40	1.44	1.35	1.27	3.90	1.90	3.00	1.22	1.11	1.63	3.43	2.05	2.90	1.30	1.23	1.60
1370	Puerto Nuevo	Centro Espano	Ma	21:30	3.47	3.10	2.00	1.64	1.22	1.27	4.70	1.92	2.65	1.30	1.06	1.61	4.29	2.15	2.35	1.45	1.15	1.55
					TG	TG	TG	TG	TG	TG	TG	TG	TG	TG	TG	TG	TG	TG	TG	TG	TG	TG
					0-1	0-2	0-3	1-2	1-3	2-3	2-4	2-5	3-4	3-5	4-6	2G	2+	3+	4+	5+	6+	7+
1368	Argentino Mer	Argentino De	Ma	21:30	2.45	1.50	1.15	1.60	1.28	1.95	1.55	1.53	2.95	2.75	5.00	3.20	1.48	2.40	4.70	10.5	23.0	48.0
1369	CA Lugano	CSD Liniers	Ma	21:30	2.45	1.50	1.15	1.60	1.28	1.95	1.55	1.53	2.95	2.75	5.00	3.20	1.48	2.40	4.70	10.5	23.0	48.0
1370	Puerto Nuevo	Centro Espano	Ma	21:30	2.45	1.50	1.15	1.60	1.28	1.95	1.55	1.53	2.95	2.75	5.00	3.20	1.48	2.40	4.70	10.5	23.0	48.0
					PR	PR	PR	PR	±H	H 1	H X	H 2	W1	W2	Wp1	Wp2	I>II	I=II	I<II	PsF	PsF	PsF
					0-1	2-3	1+	2+														
1368	Argentino Mer	Argentino De	Ma	21:30	1.21	3.55	1.55	3.50	-1.0	3.61	3.40	1.80	1.31	2.52	1.42	2.79	-	-	-	1.59	1.66	2.77
1369	CA Lugano	CSD Liniers	Ma	21:30	1.21	3.55	1.55	3.50	1.0	1.50	3.60	5.07	1.82	1.63	2.16	1.66	-	-	-	2.34	1.62	1.94
1370	Puerto Nuevo	Centro Espano	Ma	21:30	1.21	3.55	1.55	3.50	1.0	1.70	3.45	3.92	2.35	1.35	2.62	1.48	-	-	-	2.99	1.59	1.70
					1-1	1-X	1-2	X-1	X-X	X-2	2-1	2-X	2-2	GM	OM	GN	ON	GG	NG	GG3	GM-	OM-
																				+	PR1+	PR1+
1368	Argentino Mer	Argentino De	Ma	21:30	3.45	16.0	43.0	4.30	4.35	8.20	30.0	17.5	9.00	-	-	-	-	-	-	-	-	-
1369	CA Lugano	CSD Liniers	Ma	21:30	5.00	13.0	28.0	5.80	4.30	5.60	28.0	12.0	4.25	-	-	-	-	-	-	-	-	-
1370	Puerto Nuevo	Centro Espano	Ma	21:30	6.00	14.0	27.0	6.50	4.70	5.30	32.0	13.0	3.45	-	-	-	-	-	-	-	-	-

Argentina - Campeonato De Reserva De Primera Div.

Cod	Gazde	Oaspeti	Zi	Ora	1	X	2	1X	X2	12	PR1	PRX	PR2	PR	PR	PR	DR1	DRX	DR2	DR	DR	DR
														1X	X2	12				1X	X2	12
1371	Arsenal (R)	River Plate (Ma	21:00	2.10	3.60	2.80	1.33	1.58	1.20	-	-	-	-	-	-	-	-	-	-	-	-
					TG	TG	TG	TG	TG	TG	TG	TG	TG	TG	TG	TG	TG	TG	TG	TG	TG	TG
					0-1	0-2	0-3	1-2	1-3	2-3	2-4	2-5	3-4	3-5	4-6	2G	2+	3+	4+	5+	6+	7+
1371	Arsenal (R)	River Plate (Ma	21:00	4.40	2.10	1.42	2.35	1.52	2.15	1.40	1.25	2.25	1.80	2.70	4.15	1.13	1.65	2.45	3.70	7.25	16.0
					PR	PR	PR	PR	\$HD	H 1	H X	H 2	W1	W2	Wp1	Wp2	I>II	I=II	I<II	Psf 1	Psf X	Psf 2
					0-1	2-3	1+	2+	\$													
1371	Arsenal (R)	River Plate (Ma	21:00	-	-	-	-	-	-	-	-	1.52	2.02	-	-	-	-	-	-	-	-

Argentina - Campeonato De Reserva De Primera Div.B National

Cod	Gazde	Oaspeti	Zi	Ora	1	X	2	1X	X2	12	PR1	PRX	PR2	PR	PR	PR	DR1	DRX	DR2	DR	DR	DR
														1X	X2	12				1X	X2	12
1373	CA Brown (R)	All Boys (R)	Ma	21:00	2.52	3.70	2.25	1.50	1.40	1.19	-	-	-	-	-	-	-	-	-	-	-	-
1374	CSD Flandria	Club Almagro	Ma	21:00	1.40	4.50	5.73	1.07	2.52	1.12	-	-	-	-	-	-	-	-	-	-	-	-
					TG	TG	TG	TG	TG	TG	TG	TG	TG	TG	TG	TG	TG	TG	TG	TG	TG	TG
					0-1	0-2	0-3	1-2	1-3	2-3	2-4	2-5	3-4	3-5	4-6	2G	2+	3+	4+	5+	6+	7+
1373	CA Brown (R)	All Boys (R)	Ma	21:00	3.70	1.95	1.36	1.95	1.47	2.10	1.38	1.27	2.35	1.95	2.85	3.85	1.18	1.75	2.65	3.90	8.00	20.0
1374	CSD Flandria	Club Almagro	Ma	21:00	4.40	2.10	1.42	2.35	1.52	2.15	1.40	1.25	2.25	1.80	2.70	4.15	1.13	1.65	2.45	3.70	7.25	16.0
					PR	PR	PR	PR	\$HD	H 1	H X	H 2	W1	W2	Wp1	Wp2	I>II	I=II	I<II	Psf 1	Psf X	Psf 2
					0-1	2-3	1+	2+	\$													
1373	CA Brown (R)	All Boys (R)	Ma	21:00	-	-	-	-	-	-	-	-	1.84	1.64	-	-	-	-	-	-	-	-
1374	CSD Flandria	Club Almagro	Ma	21:00	-	-	-	-	-	-	-	-	1.09	4.46	-	-	-	-	-	-	-	-

Uruguay - Primera Division Reserve League

Cod	Gazde	Oaspeti	Zi	Ora	1	X	2	1X	X2	12	PR1	PRX	PR2	PR	PR	PR	DR1	DRX	DR2	DR	DR	DR
														1X	X2	12				1X	X2	12
1410	Liverpool M.(Racing Club M	Ma	15:00	1.60	3.75	4.56	1.12	2.06	1.18	-	-	-	-	-	-	-	-	-	-	-	-
1411	Boston River	Progreso (R)	Ma	16:00	2.10	3.50	2.85	1.31	1.58	1.21	-	-	-	-	-	-	-	-	-	-	-	-
1415	CA Cerro (R)	Torque (R)	Ma	16:00	1.90	3.60	3.26	1.24	1.71	1.20	-	-	-	-	-	-	-	-	-	-	-	-
1421	Montevideo W.	Atl. River Pl	Ma	21:00	1.80	3.60	3.60	1.20	1.80	1.20	-	-	-	-	-	-	-	-	-	-	-	-
1430	Atenas de S.	Atletico Feni	Ma	21:30	1.80	3.75	3.46	1.22	1.80	1.18	-	-	-	-	-	-	-	-	-	-	-	-
					TG	TG	TG	TG	TG	TG	TG	TG	TG	TG	TG	TG	TG	TG	TG	TG	TG	TG
					0-1	0-2	0-3	1-2	1-3	2-3	2-4	2-5	3-4	3-5	4-6	2G	2+	3+	4+	5+	6+	7+
1410	Liverpool M.(Racing Club M	Ma	15:00	4.70	2.30	1.48	2.55	1.65	2.15	1.43	1.23	2.20	1.73	2.60	4.45	1.12	1.55	2.30	3.45	6.50	12.0
1411	Boston River	Progreso (R)	Ma	16:00	4.50	2.20	1.42	2.45	1.55	2.15	1.42	1.25	2.25	1.75	2.70	4.25	1.13	1.60	2.45	3.60	7.00	15.0
1415	CA Cerro (R)	Torque (R)	Ma	16:00	5.50	2.40	1.52	2.65	1.75	2.15	1.45	1.21	2.20	1.70	2.45	4.50	1.08	1.50	2.20	3.30	6.00	11.0
1421	Montevideo W.	Atl. River Pl	Ma	21:00	4.70	2.30	1.48	2.55	1.65	2.15	1.43	1.23	2.20	1.73	2.60	4.45	1.12	1.55	2.30	3.45	6.50	12.0
1430	Atenas de S.	Atletico Feni	Ma	21:30	5.50	2.40	1.52	2.65	1.75	2.15	1.45	1.21	2.20	1.70	2.45	4.50	1.08	1.50	2.20	3.30	6.00	11.0
					PR	PR	PR	PR	\$HD	H 1	H X	H 2	W1	W2	Wp1	Wp2	I>II	I=II	I<II	Psf 1	Psf X	Psf 2
					0-1	2-3	1+	2+	\$													
1410	Liverpool M.(Racing Club M	Ma	15:00	-	-	-	-	-	-	-	-	1.17	3.34	-	-	-	-	-	-	-	-
1411	Boston River	Progreso (R)	Ma	16:00	-	-	-	-	-	-	-	-	1.50	2.04	-	-	-	-	-	-	-	-
1415	CA Cerro (R)	Torque (R)	Ma	16:00	-	-	-	-	-	-	-	-	1.37	2.35	-	-	-	-	-	-	-	-
1421	Montevideo W.	Atl. River Pl	Ma	21:00	-	-	-	-	-	-	-	-	1.30	2.60	-	-	-	-	-	-	-	-
1430	Atenas de S.	Atletico Feni	Ma	21:30	-	-	-	-	-	-	-	-	1.32	2.54	-	-	-	-	-	-	-	-

Venezuela - Segunda Division

Cod	Gazde	Oaspeti	Zi	Ora	1	X	2	1X	X2	12	PR1	PRX	PR2	PR	PR	PR	DR1	DRX	DR2	DR	DR	DR
														1X	X2	12				1X	X2	12
1375	Chico de Guay	Atl.Furrial	Ma	22:00	1.80	3.25	4.03	1.16	1.80	1.24	2.40	2.05	4.75	1.06	1.37	1.53	2.10	2.40	4.33	1.12	1.54	1.41
					TG	TG	TG	TG	TG	TG	TG	TG	TG	TG	TG	TG	TG	TG	TG	TG	TG	TG
					0-1	0-2	0-3	1-2	1-3	2-3	2-4	2-5	3-4	3-5	4-6	2G	2+	3+	4+	5+	6+	7+
1375	Chico de Guay	Atl.Furrial	Ma	22:00	3.10	1.70	1.23	1.95	1.40	2.05	1.45	1.37	2.55	2.15	4.00	3.40	1.25	2.00	3.75	7.80	12.0	40.0
					PR	PR	PR	PR	±H	H 1	H X	H 2	W1	W2	Wp1	Wp2	I>II	I=II	I<II	Psf 1	Psf X	Psf 2
					0-1	2-3	1+	2+														
1375	Chico de Guay	Atl.Furrial	Ma	22:00	1.34	3.20	1.41	3.05	-1.0	3.20	3.50	1.80	1.25	2.79	1.42	2.81	-	-	-	1.59	1.63	3.35
					1-1	1-X	1-2	X-1	X-X	X-2	2-1	2-X	2-2	GM	OM	GN	ON	GG	NG	GG3	GM-	OM-
1375	Chico de Guay	Atl.Furrial	Ma	22:00	2.95	16.5	33.0	4.80	5.50	8.50	26.0	16.5	7.00	1.18	1.53	3.85	2.35	1.90	1.80	2.30	1.82	2.65

Australia - Brisbane Premier League

Australia - Brisbane Premier League

Cod	Gazde	Oaspeti	Zi	Ora	1	X	2	1X	X2	12	PR1	PRX	PR2	PR	PR	PR	DR1	DRX	DR2	DR	DR	DR
														1X	X2	12				1X	X2	12
1239	North Pine	Brisbane Knig	Ma	12:30	2.05	4.05	2.66	1.36	1.60	1.16	2.40	2.65	3.20	1.19	1.37	1.30	2.30	3.20	2.75	1.34	1.48	1.25
					TG	TG	TG	TG	TG	TG	TG	TG	TG	TG	TG	TG	TG	TG	TG	TG	TG	TG
					0-1	0-2	0-3	1-2	1-3	2-3	2-4	2-5	3-4	3-5	4-6	2G	2+	3+	4+	5+	6+	7+
1239	North Pine	Brisbane Knig	Ma	12:30	10.0	3.50	2.25	3.50	2.60	2.90	1.55	1.30	2.05	1.48	1.80	5.30	1.02	1.25	1.50	2.00	2.50	3.00
					PR	PR	PR	PR	±H	H 1	H X	H 2	W1	W2	Wp1	Wp2	I>II	I=II	I<II	Psf 1	Psf X	Psf 2
					0-1	2-3	1+	2+	\$													
1239	North Pine	Brisbane Knig	Ma	12:30	-	-	-	-	-1.0	3.50	3.55	1.60	1.54	2.00	1.66	2.21	-	-	-	1.62	2.36	2.14
					1-1	1-X	1-2	X-1	X-X	X-2	2-1	2-X	2-2	GM	OM	GN	ON	GG	NG	GG3	GM-	OM-
1239	North Pine	Brisbane Knig	Ma	12:30	3.50	16.0	31.0	5.30	5.00	6.25	28.0	16.5	4.50	-	-	-	-	-	-	-	-	-

Australia - NPL, Queensland

Cod	Gazde	Oaspeti	Zi	Ora	1	X	2	1X	X2	12	PR1	PRX	PR2	PR	PR	PR	DR1	DRX	DR2	DR	DR	DR
														1X	X2	12				1X	X2	12
1248	Cairns FC	Magpies Crusa	Ma	23:59	1.50	4.25	4.80	1.11	2.25	1.14	-	-	-	-	-	-	-	-	-	-	-	-
					TG	TG	TG	TG	TG	TG	TG	TG	TG	TG	TG	TG	TG	TG	TG	TG	TG	TG
					0-1	0-2	0-3	1-2	1-3	2-3	2-4	2-5	3-4	3-5	4-6	2G	2+	3+	4+	5+	6+	7+
1248	Cairns FC	Magpies Crusa	Ma	23:59	-	4.00	-	-	-	-	-	-	-	-	-	-	-	1.15	-	-	-	-
					PR	PR	PR	PR	\$HD	H 1	H X	H 2	W1	W2	Wp1	Wp2	I>II	I=II	I<II	Psf 1	Psf X	Psf 2
					0-1	2-3	1+	2+	\$													
1248	Cairns FC	Magpies Crusa	Ma	23:59	-	-	-	-	-	-	-	-	1.15	3.67	-	-	-	-	-	-	-	-

Australia - Football Queensland Premier League

Cod	Gazde	Oaspeti	Zi	Ora	1	X	2	1X	X2	12	PR1	PRX	PR2	PR	PR	PR	DR1	DRX	DR2	DR	DR	DR
														1X	X2	12				1X	X2	12
1377	Mitchelton FC	Souths United	Ma	12:30	2.60	4.00	2.10	1.58	1.38	1.16	-	-	-	-	-	-	-	-	-	-	-	-
					TG	TG	TG	TG	TG	TG	TG	TG	TG	TG	TG	TG	TG	TG	TG	TG	TG	TG
					0-1	0-2	0-3	1-2	1-3	2-3	2-4	2-5	3-4	3-5	4-6	2G	2+	3+	4+	5+	6+	7+
1377	Mitchelton FC	Souths United	Ma	12:30	10.0	3.50	2.25	3.50	2.60	2.90	1.55	1.30	2.05	1.48	1.80	5.30	1.02	1.25	1.50	2.00	2.75	4.00
					PR	PR	PR	PR	\$HD	H 1	H X	H 2	W1	W2	Wp1	Wp2	I>II	I=II	I<II	Psf 1	Psf X	Psf 2
					0-1	2-3	1+	2+	\$													
1377	Mitchelton FC	Souths United	Ma	12:30	-	-	-	-	-	-	-	-	1.95	1.58	-	-	-	-	-	-	-	-

Australia - U20 NPL Capital Football

Cod	Gazde	Oaspeti	Zi	Ora	1	X	2	1X	X2	12	PR1	PRX	PR2	PR	PR	PR	DR1	DRX	DR2	DR	DR	DR
														1X	X2	12				1X	X2	12
1381	Woden Weston	Canberra Olym	Ma	12:15	2.39	4.20	2.20	1.52	1.44	1.15	-	-	-	-	-	-	-	-	-	-	-	-
					TG	TG	TG	TG	TG	TG	TG	TG	TG	TG	TG	TG	TG	TG	TG	TG	TG	TG
					0-1	0-2	0-3	1-2	1-3	2-3	2-4	2-5	3-4	3-5	4-6	2G	2+	3+	4+	5+	6+	7+
1381	Woden Weston	Canberra Olym	Ma	12:15	10.0	3.50	2.25	3.50	2.60	2.90	1.55	1.30	2.05	1.48	1.80	5.30	1.02	1.25	1.50	2.00	2.75	4.00
					PR	PR	PR	PR	\$HD	H 1	H X	H 2	W1	W2	Wp1	Wp2	I>II	I=II	I<II	Psf 1	Psf X	Psf 2
					0-1	2-3	1+	2+	\$													
1381	Woden Weston	Canberra Olym	Ma	12:15	-	-	-	-	-	-	-	-	1.82	1.68	-	-	-	-	-	-	-	-

Australia - West State League Division 1 (F)

Cod	Gazde	Oaspeti	Zi	Ora	1	X	2	1X	X2	12	PR1	PRX	PR2	PR	PR	PR	DR1	DRX	DR2	DR	DR	DR
														1X	X2	12				1X	X2	12
1382	Beckenham A.	Fremantle Cit	Ma	14:00	1.85	5.00	2.70	1.35	1.75	1.10	-	-	-	-	-	-	-	-	-	-	-	-
					TG	TG	TG	TG	TG	TG	TG	TG	TG	TG	TG	TG	TG	TG	TG	TG	TG	TG
					0-1	0-2	0-3	1-2	1-3	2-3	2-4	2-5	3-4	3-5	4-6	2G	2+	3+	4+	5+	6+	7+
1382	Beckenham A.	Fremantle Cit	Ma	14:00	7.00	3.20	1.95	3.65	2.20	2.55	1.60	1.32	2.05	1.65	2.30	4.50	1.04	1.30	1.70	2.25	3.50	5.00
					PR	PR	PR	PR	\$HD	H 1	H X	H 2	W1	W2	Wp1	Wp2	I>II	I=II	I<II	Psf 1	Psf X	Psf 2
					0-1	2-3	1+	2+	\$													
1382	Beckenham A.	Fremantle Cit	Ma	14:00	-	-	-	-	-	-	-	-	1.48	2.16	-	-	-	-	-	-	-	-

Australia - Cupa FFA, Runda Preliminara, State Victoria

Cod	Gazde	Oaspeti	Zi	Ora	1	X	2	1X	X2	12	PR1	PRX	PR2	PR	PR	PR	DR1	DRX	DR2	DR	DR	DR
														1X	X2	12				1X	X2	12
1383	FC Bulleen Li	Avondale Fc	Ma	13:15	6.25	5.50	1.30	2.92	1.05	1.08	6.50	2.85	1.65	1.89	-	1.25	6.70	3.25	1.50	2.18	1.02	1.22

Australia - Cupa FFA, Runda Preliminara, State Victoria

			TG	TG	TG	TG	TG	TG	TG	TG	TG	TG	TG	TG	TG	TG	TG	TG	TG	TG	
			0-1	0-2	0-3	1-2	1-3	2-3	2-4	2-5	3-4	3-5	4-6	2G	2+	3+	4+	5+	6+	7+	
1383	FC Bulleen Li	Avondale Fc	Ma 13:15	9.50	3.20	2.05	3.40	2.45	2.80	1.55	1.28	2.07	1.50	1.85	5.20	1.02	1.30	1.60	2.20	3.00	5.00
				PR	PR	PR	PR	±H	H 1	H X	H 2	W1	W2	Wp1	Wp2	>II	I=II	I<II	PsF 1	PsF X	PsF 2
				0-1	2-3	1+	2+														
1383	FC Bulleen Li	Avondale Fc	Ma 13:15	2.15	1.80	1.04	1.55	1.0	2.93	3.75	1.78	5.11	1.06	4.67	1.19	-	-	-	4.34	2.50	1.20
				1-1	1-X	1-2	X-1	X-X	X-2	2-1	2-X	2-2	GM	OM	GN	ON	GG	NG	GG3	GM-	OM-
																			+	PR1+	PR1+
1383	FC Bulleen Li	Avondale Fc	Ma 13:15	12.0	19.0	28.0	19.0	7.50	4.30	50.0	19.0	1.85	-	-	-	-	-	-	-	-	-

Algeria - Ligue 1

Cod	Gazde	Oaspeti	Zi	Ora	Final					Prima repriză					A doua repriză							
					1	X	2	1X	X2	12	PR1	PRX	PR2	PR	PR	PR	DR1	DRX	DR2	DR	DR	DR
					TG	TG	TG	TG	TG	TG	TG	TG	TG	TG	TG	TG	TG	TG	TG	TG	TG	
					0-1	0-2	0-3	1-2	1-3	2-3	2-4	2-5	3-4	3-5	4-6	2G	2+	3+	4+	5+	6+	7+
1253	DRB Tadjenane	MC Alger	Ma	18:00	2.55	2.85	2.81	1.35	1.41	1.34	3.15	1.90	3.70	1.15	1.22	1.66	2.85	2.25	3.04	1.25	1.29	1.47
1258	JS Kabylie	Olympique Med	Ma	18:00	1.55	3.35	6.45	1.06	2.20	1.25	2.10	2.05	7.00	1.02	1.53	1.56	1.80	2.60	5.45	1.06	1.76	1.35
1262	JS Saoura	USM Alger	Ma	18:00	1.70	3.20	5.05	1.11	1.96	1.27	2.33	1.95	5.90	1.02	1.42	1.62	1.95	2.55	4.57	1.10	1.63	1.36
1264	MC Oran	CS Constantin	Ma	18:00	2.20	3.10	3.10	1.29	1.55	1.29	2.85	1.93	4.10	1.11	1.27	1.64	2.50	2.30	3.46	1.19	1.38	1.45
1267	NA Hussein De	US Biskra	Ma	18:00	1.40	3.00	19.5	-	2.60	1.31	1.95	2.05	9.00	-	1.62	1.56	1.65	2.80	6.23	1.03	1.93	1.30
1277	Paradou AC	ES Setif	Ma	18:00	2.70	3.00	2.55	1.41	1.37	1.31	3.65	1.93	3.15	1.22	1.15	1.64	3.04	2.25	2.85	1.29	1.25	1.47
1278	USM Bel Abbès	EL Harrach	Ma	18:00	1.90	3.20	3.84	1.19	1.75	1.27	2.55	1.92	5.00	1.06	1.35	1.65	2.20	2.35	4.10	1.13	1.49	1.43
1279	USM Blida	CR Belouizdad	Ma	18:00	3.15	2.75	2.40	1.47	1.28	1.36	3.90	1.90	3.00	1.24	1.13	1.66	3.23	2.25	2.70	1.32	1.22	1.47
Total goluri																						
					TG	TG	TG	TG	TG	TG	TG	TG	TG	TG	TG	TG	TG	TG	TG	TG	TG	
					0-1	0-2	0-3	1-2	1-3	2-3	2-4	2-5	3-4	3-5	4-6	2G	2+	3+	4+	5+	6+	7+
1253	DRB Tadjenane	MC Alger	Ma	18:00	2.40	1.50	1.15	1.75	1.33	2.00	1.52	1.47	2.95	2.55	5.00	3.10	1.35	2.40	4.70	10.0	16.0	48.0
1258	JS Kabylie	Olympique Med	Ma	18:00	2.70	1.60	1.18	1.85	1.35	2.00	1.47	1.42	2.75	2.40	4.40	3.20	1.30	2.20	4.15	8.70	14.0	44.0
1262	JS Saoura	USM Alger	Ma	18:00	2.50	1.50	1.15	1.75	1.33	2.00	1.52	1.47	2.95	2.55	5.00	3.10	1.35	2.40	4.70	10.0	16.0	48.0
1264	MC Oran	CS Constantin	Ma	18:00	2.50	1.55	1.17	1.80	1.35	2.00	1.50	1.45	2.85	2.45	4.70	3.10	1.32	2.30	4.40	10.0	15.0	46.0
1267	NA Hussein De	US Biskra	Ma	18:00	2.50	1.55	1.17	1.80	1.35	2.00	1.50	1.45	2.85	2.45	4.70	3.10	1.32	2.30	4.40	10.0	15.0	46.0
1277	Paradou AC	ES Setif	Ma	18:00	2.50	1.55	1.17	1.80	1.35	2.00	1.50	1.45	2.85	2.45	4.70	3.10	1.32	2.30	4.40	10.0	15.0	46.0
1278	USM Bel Abbès	EL Harrach	Ma	18:00	2.40	1.50	1.15	1.75	1.33	2.00	1.52	1.47	2.95	2.55	5.00	3.10	1.35	2.40	4.70	10.0	16.0	48.0
1279	USM Blida	CR Belouizdad	Ma	18:00	2.40	1.50	1.15	1.75	1.33	2.00	1.52	1.47	2.95	2.55	5.00	3.10	1.35	2.40	4.70	10.0	16.0	48.0
Total goluri					prima repriză					a doua repriză					Mai multe goluri			Pauză sau Final				
					PR	PR	PR	PR	PR	DR	DR	DR	DR	DR	DR	>II	I=II	I<II	PsF 1	PsF X	PsF 2	
					0-1	2-3	1+	2+	3+	0-1	2-3	1+	2+	3+	4+							
1253	DRB Tadjenane	MC Alger	Ma	18:00	1.26	3.80	1.54	3.65	9.50	30.0	1.43	2.85	1.33	2.60	6.50	23.0	3.15	3.20	1.95	2.10	1.50	2.35
1258	JS Kabylie	Olympique Med	Ma	18:00	1.30	3.40	1.46	3.20	9.20	26.0	1.50	2.70	1.29	2.40	6.00	17.0	2.95	3.35	2.00	1.42	1.63	4.83
1262	JS Saoura	USM Alger	Ma	18:00	1.26	3.80	1.54	3.65	9.50	30.0	1.43	2.85	1.33	2.60	6.50	23.0	2.95	3.35	2.00	1.57	1.55	3.74
1264	MC Oran	CS Constantin	Ma	18:00	1.29	3.55	1.50	3.35	9.00	28.0	1.45	2.75	1.31	2.50	6.25	21.0	3.15	3.20	1.95	1.88	1.59	2.50
1267	NA Hussein De	US Biskra	Ma	18:00	1.29	3.55	1.50	3.35	9.00	28.0	1.45	2.75	1.31	2.50	6.25	21.0	2.85	3.40	2.05	1.33	1.53	7.47
1277	Paradou AC	ES Setif	Ma	18:00	1.29	3.55	1.50	3.35	9.00	28.0	1.45	2.75	1.31	2.50	6.25	21.0	3.15	3.20	1.95	2.22	1.57	2.04
1278	USM Bel Abbès	EL Harrach	Ma	18:00	1.26	3.80	1.54	3.65	9.50	30.0	1.43	2.85	1.33	2.60	6.50	23.0	2.95	3.35	2.00	1.64	1.56	3.15
1279	USM Blida	CR Belouizdad	Ma	18:00	1.26	3.80	1.54	3.65	9.50	30.0	1.43	2.85	1.33	2.60	6.50	23.0	3.15	3.20	1.95	2.55	1.47	1.89
Pauză - Final					Marchează																	
					1-1	1-X	1-2	X-1	X-X	X-2	2-1	2-X	2-2	GM	OM	GN	ON	GG	NG	GG3	GM-	OM-
																				+	PR1+	PR1+
1253	DRB Tadjenane	MC Alger	Ma	18:00	4.55	15.0	28.0	5.70	4.65	5.75	28.0	15.0	5.00	1.38	1.45	2.66	2.44	2.05	1.70	2.80	2.20	2.50
1258	JS Kabylie	Olympique Med	Ma	18:00	2.40	17.0	40.0	4.40	5.75	13.0	25.0	17.0	11.0	1.17	1.85	4.08	1.79	2.30	1.55	2.65	1.65	3.25
1262	JS Saoura	USM Alger	Ma	18:00	2.62	17.0	34.0	4.50	5.50	10.0	25.0	17.0	10.0	1.21	1.81	3.66	1.83	2.20	1.60	2.85	1.90	3.00
1264	MC Oran	CS Constantin	Ma	18:00	3.65	15.5	30.0	5.40	4.75	6.00	28.0	16.0	6.00	1.30	1.47	3.02	2.38	2.00	1.70	2.70	2.00	2.50
1267	NA Hussein De	US Biskra	Ma	18:00	2.10	17.0	50.0	4.30	6.00	17.0	28.0	18.0	35.0	1.13	2.25	4.65	1.53	2.70	1.40	3.00	1.55	4.00
1277	Paradou AC	ES Setif	Ma	18:00	5.15	15.0	28.0	5.75	4.65	5.70	28.0	15.0	4.55	1.39	1.36	2.63	2.74	2.00	1.70	2.70	2.40	2.20
1278	USM Bel Abbès	EL Harrach	Ma	18:00	3.22	16.5	33.0	5.00	5.25	7.00	26.0	16.5	7.00	1.27	1.68	3.20	1.98	2.20	1.60	2.85	2.00	2.75
1279	USM Blida	CR Belouizdad	Ma	18:00	5.50	16.0	28.0	5.85	4.75	5.50	28.0	15.0	4.50	1.47	1.36	2.38	2.74	2.05	1.70	2.80	2.50	2.10
Scor corect (Final)					Scor corect (Prima repriză)																	
					1:0	2:0	2:1	3:0	0:0	1:1	2:2	0:1	0:2	1:2	0:3	pr1:0	pr2:0	pr2:1	pr0:0	pr0:1	pr0:2	pr1:2
1253	DRB Tadjenane	MC Alger	Ma	18:00	7.50	10.0	9.00	25.0	6.49	6.00	17.0	8.50	12.0	10.0	35.0	4.33	15.0	26.0	2.30	4.33	15.0	26.0
1258	JS Kabylie	Olympique Med	Ma	18:00	6.50	6.50	7.50	12.0	7.30	7.00	19.0	13.0	30.0	23.0	100	3.10	7.00	21.0	2.45	7.00	41.0	51.0
1262	JS Saoura	USM Alger	Ma	18:00	6.00	7.00	7.50	14.0	6.70	6.50	17.0	11.0	23.0	17.0	65.0	3.25	8.50	26.0	2.30	6.33	31.0	51.0
1264	MC Oran	CS Constantin	Ma	18:00	6.50	8.50	8.50	21.0	7.19	6.00	17.0	9.00	15.0	12.0	40.0	3.85	11.0	21.0	2.40	4.75	17.0	31.0
1267	NA Hussein De	US Biskra	Ma	18:00	6.50	6.00	8.50	10.0	7.11	8.50	24.0	15.0	37.0	25.0	100	2.85	6.33	26.0	2.40	9.00	71.0	71.0
1277	Paradou AC	ES Setif	Ma	18:00	8.50	12.0	10.0	35.0	7.21	6.00	17.0	7.50	10.0	9.00	25.0	4.33	15.0	26.0	2.40	4.33	13.0	26.0

Algeria - Ligue 1

			Scor corect (Final)											Scor corect (Prima repriză)							
			1:0	2:0	2:1	3:0	0:0	1:1	2:2	0:1	0:2	1:2	0:3	pr1:Cpr2:0	pr2:1pr0:0	pr0:1pr0:2	pr1:2				
			Winner (final)		Winner (pauză)		Handicap			Primul gol		Victorie dublă		Marchează în ambele reprize							
			W1	W2	Wp1	Wp2	±H	H 1	H X	H 2	PG 1	PG 2	VD 11	VD 22	1D	2D	1N	2N	1D 2D	1N 2N	
1278	USM Bel Abbès	EL Harrach	Ma 18:00	6.00	7.00	8.00	18.0	6.34	6.50	17.0	9.50	19.0	15.0	50.0	3.50	9.50	26.0	2.30	5.50	26.0	41.0
1279	USM Blida	CR Belouizdad	Ma 18:00	8.50	13.0	11.0	35.0	6.52	6.00	17.0	7.00	9.50	8.50	25.0	4.50	17.0	31.0	2.30	4.00	13.0	26.0
1253	DRB Tadjenane	MC Alger	Ma 18:00	1.66	1.82	1.74	2.05	-1.0	5.33	3.80	1.39	-	-	8.98	11.3	4.50	5.00	1.12	1.10	18.8	1.15
1258	JS Kabylie	Olympique Med	Ma 18:00	1.09	4.52	1.23	4.11	-1.0	2.47	3.50	2.15	-	-	3.78	38.2	2.50	8.50	1.41	1.01	17.7	1.33
1262	JS Saoura	USM Alger	Ma 18:00	1.17	3.47	1.32	3.34	-1.0	2.91	3.45	1.91	-	-	4.54	27.0	2.90	8.00	1.30	1.01	19.3	1.23
1264	MC Oran	CS Constantin	Ma 18:00	1.49	2.10	1.60	2.30	-1.0	4.25	3.60	1.52	-	-	7.13	14.2	3.50	4.75	1.21	1.11	13.9	1.26
1267	NA Hussein De	US Biskra	Ma 18:00	-	13.0	1.15	5.30	-1.0	2.10	3.60	2.60	-	-	3.22	56.1	2.35	13.0	1.46	1.01	25.5	1.50
1277	Paradou AC	ES Setif	Ma 18:00	1.80	1.70	2.04	1.76	1.0	1.41	3.80	5.33	-	-	11.1	8.98	4.00	4.00	1.16	1.16	13.3	1.26
1278	USM Bel Abbès	EL Harrach	Ma 18:00	1.31	2.64	1.42	2.79	-1.0	3.50	3.50	1.71	-	-	5.61	20.5	3.15	6.33	1.26	1.05	16.6	1.24
1279	USM Blida	CR Belouizdad	Ma 18:00	2.00	1.53	2.16	1.66	1.0	1.44	3.70	4.88	-	-	12.6	8.10	5.20	3.85	1.09	1.17	16.7	1.19
			Combinatii Winner																		
			1& 1-2	1& 3+	1& 1-3	1& 4+	1& 2-3	1/1& 3+	1&Pr 2+	1/1& Pr2+	1&G	Pr2+ &Dr1	Pr1+ &Dr2	2& 1-2	2& 3+	2& 1-3	2& 4+	2& 2-3	2/2& 3+	2&Pr 2+	
1253	DRB Tadjenane	MC Alger	Ma 18:00	3.78	5.23	2.87	10.2	4.32	8.95	7.89	13.3	5.55	4.54	3.58	4.17	5.72	3.17	11.2	4.76	9.84	8.69
1258	JS Kabylie	Olympique Med	Ma 18:00	2.43	2.91	1.77	5.45	2.63	4.33	4.20	6.14	3.85	3.86	3.13	10.1	12.0	7.38	22.7	10.9	22.0	17.5
1262	JS Saoura	USM Alger	Ma 18:00	2.52	3.49	1.92	6.77	2.88	5.15	5.26	7.65	4.25	4.54	3.58	7.49	10.3	5.69	20.1	8.56	19.7	15.6
1264	MC Oran	CS Constantin	Ma 18:00	3.36	4.32	2.52	8.20	3.73	6.88	6.25	9.78	4.90	4.10	3.35	4.73	6.04	3.55	11.6	5.25	11.3	8.80
1267	NA Hussein De	US Biskra	Ma 18:00	2.14	2.75	1.60	5.22	2.37	3.96	3.97	5.63	3.80	4.10	3.35	29.8	38.0	22.3	72.7	33.1	66.0	55.4
1277	Paradou AC	ES Setif	Ma 18:00	4.12	5.31	3.09	10.1	4.58	9.71	7.67	13.8	5.65	4.10	3.35	3.89	4.97	2.92	9.51	4.32	8.58	7.24
1278	USM Bel Abbès	EL Harrach	Ma 18:00	2.82	3.90	2.14	7.57	3.22	6.33	5.88	9.40	4.65	4.54	3.58	5.69	7.81	4.33	15.3	6.51	13.8	11.9
1279	USM Blida	CR Belouizdad	Ma 18:00	4.67	6.46	3.55	12.6	5.34	10.8	9.74	16.1	7.50	4.54	3.58	3.56	4.88	2.71	9.56	4.07	8.85	7.42

Algeria - U21 Ligue 1

Cod	Gazde	Oaspeti	Zi Ora	1	X	2	1X	X2	12	PR1	PRX	PR2	PR 1X	PR X2	PR 12	DR1	DRX	DR2	DR 1X	DR X2	DR 12
1387	AC Paradou U2	ES Setif U21	Ma 14:00	1.65	3.40	4.74	1.11	1.98	1.22	-	-	-	-	-	-	-	-	-	-	-	-
1388	DRB Tadjenant	MC Alger U21	Ma 14:00	4.03	3.10	1.85	1.75	1.16	1.27	-	-	-	-	-	-	-	-	-	-	-	-
1389	JS Kabylie U2	Olympique Med	Ma 14:00	1.62	3.45	4.90	1.10	2.02	1.22	-	-	-	-	-	-	-	-	-	-	-	-
1390	JS Saoura U21	USM Alger U21	Ma 14:00	1.80	3.40	3.82	1.18	1.80	1.22	-	-	-	-	-	-	-	-	-	-	-	-
1391	MC Oran U21	CS Constantin	Ma 14:00	1.45	3.60	6.90	1.03	2.37	1.20	-	-	-	-	-	-	-	-	-	-	-	-
1396	Na Hussein De	US Biskra U21	Ma 14:00	2.00	3.10	3.47	1.22	1.64	1.27	-	-	-	-	-	-	-	-	-	-	-	-
1397	USM Bel Abbas	USM El Harrac	Ma 14:00	2.45	3.20	2.56	1.39	1.42	1.25	-	-	-	-	-	-	-	-	-	-	-	-
1398	USM Blida U21	CR Belouizdad	Ma 14:00	1.90	3.20	3.67	1.19	1.71	1.25	-	-	-	-	-	-	-	-	-	-	-	-
			TG 0-1	TG 0-2	TG 0-3	TG 1-2	TG 1-3	TG 2-3	TG 2-4	TG 2-5	TG 3-4	TG 3-5	TG 4-6	TG 2G	TG 2+	TG 3+	TG 4+	TG 5+	TG 6+	TG 7+	
1387	AC Paradou U2	ES Setif U21	Ma 14:00	4.00	2.00	1.37	2.25	1.48	2.10	1.36	1.26	2.35	1.90	2.80	4.00	1.15	1.70	2.60	3.80	7.85	18.0
1388	DRB Tadjenant	MC Alger U21	Ma 14:00	3.70	1.95	1.36	1.95	1.47	2.10	1.38	1.27	2.35	1.95	2.85	3.85	1.18	1.75	2.65	3.90	8.00	20.0
1389	JS Kabylie U2	Olympique Med	Ma 14:00	3.70	1.95	1.36	1.95	1.47	2.10	1.38	1.27	2.35	1.95	2.85	3.85	1.18	1.75	2.65	3.90	8.00	20.0
1390	JS Saoura U21	USM Alger U21	Ma 14:00	3.70	1.95	1.36	1.95	1.47	2.10	1.38	1.27	2.35	1.95	2.85	3.85	1.18	1.75	2.65	3.90	8.00	20.0
1391	MC Oran U21	CS Constantin	Ma 14:00	3.70	1.95	1.36	1.95	1.47	2.10	1.38	1.27	2.35	1.95	2.85	3.85	1.18	1.75	2.65	3.90	8.00	20.0
1396	Na Hussein De	US Biskra U21	Ma 14:00	3.60	1.85	1.35	1.90	1.45	2.10	1.38	1.28	2.40	2.05	2.90	3.60	1.20	1.85	2.70	3.90	8.25	22.0
1397	USM Bel Abbas	USM El Harrac	Ma 14:00	3.60	1.85	1.35	1.90	1.45	2.10	1.38	1.28	2.40	2.05	2.90	3.60	1.20	1.85	2.70	3.90	8.25	22.0
1398	USM Blida U21	CR Belouizdad	Ma 14:00	3.50	1.75	1.34	1.85	1.42	2.05	1.40	1.30	2.45	2.15	2.95	3.50	1.21	1.95	2.75	4.10	8.50	25.0
			PR 0-1	PR 2-3	PR 1+	PR 2+	\$HD \$	H 1	H X	H 2	W1	W2	Wp1	Wp2	I>II	I=II	I<II	Psf 1	Psf X	Psf 2	
1387	AC Paradou U2	ES Setif U21	Ma 14:00	-	-	-	-	-	-	-	-	1.16	3.35	-	-	-	-	-	-	-	-
1388	DRB Tadjenant	MC Alger U21	Ma 14:00	-	-	-	-	-	-	-	-	2.73	1.25	-	-	-	-	-	-	-	-
1389	JS Kabylie U2	Olympique Med	Ma 14:00	-	-	-	-	-	-	-	-	1.15	3.48	-	-	-	-	-	-	-	-
1390	JS Saoura U21	USM Alger U21	Ma 14:00	-	-	-	-	-	-	-	-	1.27	2.70	-	-	-	-	-	-	-	-
1391	MC Oran U21	CS Constantin	Ma 14:00	-	-	-	-	-	-	-	-	1.05	4.98	-	-	-	-	-	-	-	-
1396	Na Hussein De	US Biskra U21	Ma 14:00	-	-	-	-	-	-	-	-	1.35	2.35	-	-	-	-	-	-	-	-
1397	USM Bel Abbas	USM El Harrac	Ma 14:00	-	-	-	-	-	-	-	-	1.68	1.76	-	-	-	-	-	-	-	-
1398	USM Blida U21	CR Belouizdad	Ma 14:00	-	-	-	-	-	-	-	-	1.31	2.52	-	-	-	-	-	-	-	-

Uganda - Premier League

Cod	Gazde	Oaspeti	Zi Ora	1	X	2	1X	X2	12	PR1	PRX	PR2	PR 1X	PR X2	PR 12	DR1	DRX	DR2	DR 1X	DR X2	DR 12
-----	-------	---------	--------	---	---	---	----	----	----	-----	-----	-----	-------	-------	-------	-----	-----	-----	-------	-------	-------

Uganda - Premier League

Cod	Gazde	Oaspeti	Zi	Ora	1	X	2	1X	X2	12	PR1	PRX	PR2	PR	PR	PR	DR1	DRX	DR2	DR	DR	DR
														1X	X2	12				1X	X2	12
1281	KCC FC	Uganda Revenu	Ma	16:00	1.55	3.15	6.73	1.04	2.15	1.26	-	-	-	-	-	-	-	-	-	-	-	-
1282	Soana	Proline FC	Ma	16:30	2.25	3.00	3.00	1.29	1.50	1.29	-	-	-	-	-	-	-	-	-	-	-	-
1283	Updf FC	BUL FC	Ma	16:30	2.25	3.00	3.00	1.29	1.50	1.29	-	-	-	-	-	-	-	-	-	-	-	-
1284	Vipers SC	Masavu FC	Ma	16:30	1.45	3.40	7.85	1.02	2.37	1.22	-	-	-	-	-	-	-	-	-	-	-	-
					TG	TG	TG	TG	TG	TG	TG	TG	TG	TG	TG	TG	TG	TG	TG	TG	TG	TG
					0-1	0-2	0-3	1-2	1-3	2-3	2-4	2-5	3-4	3-5	4-6	2G	2+	3+	4+	5+	6+	7+
1281	KCC FC	Uganda Revenu	Ma	16:00	2.30	1.50	1.15	1.75	1.33	2.00	1.60	1.53	2.95	2.55	5.00	3.10	1.48	2.40	4.70	10.0	16.0	48.0
1282	Soana	Proline FC	Ma	16:30	2.50	1.50	1.15	1.75	1.33	2.00	1.60	1.53	2.95	2.55	5.00	3.10	1.48	2.40	4.70	10.0	16.0	48.0
1283	Updf FC	BUL FC	Ma	16:30	2.35	1.45	1.14	1.60	1.30	2.00	1.63	1.57	3.05	2.75	5.20	3.10	1.52	2.50	5.05	11.0	17.0	50.0
1284	Vipers SC	Masavu FC	Ma	16:30	2.65	1.55	1.17	1.80	1.35	2.00	1.55	2.85	2.45	4.70	3.10	1.45	2.30	4.40	10.0	15.0	46.0	
					PR	PR	PR	PR	\$HD	H 1	H X	H 2	W1	W2	Wp1	Wp2	>I	I=II	I<II	Psf 1	Psf X	Psf 2
					0-1	2-3	1+	2+	\$													
1281	KCC FC	Uganda Revenu	Ma	16:00	-	-	-	-	-	-	-	-	1.06	4.59	-	-	-	-	-	-	-	-
1282	Soana	Proline FC	Ma	16:30	-	-	-	-	-	-	-	-	1.50	2.00	-	-	-	-	-	-	-	-
1283	Updf FC	BUL FC	Ma	16:30	-	-	-	-	-	-	-	-	1.50	2.00	-	-	-	-	-	-	-	-
1284	Vipers SC	Masavu FC	Ma	16:30	-	-	-	-	-	-	-	-	1.02	5.54	-	-	-	-	-	-	-	-

China - FA Cup

Cod	Gazde	Oaspeti	Zi	Ora	1	X	2	1X	X2	12	PR1	PRX	PR2	PR	PR	PR	DR1	DRX	DR2	DR	DR	DR
														1X	X2	12				1X	X2	12
1243	Wuhan Hongxin	Guangzhou R&f	Ma	10:00	7.00	6.00	1.25	3.20	1.03	1.05	8.50	2.70	1.60	1.96	-	1.29	8.09	3.50	1.40	2.44	-	1.19
1761	Dalian Boyang	Tianjin Songj	Ma	10:30	7.75	5.50	1.25	3.21	1.02	1.08	8.50	2.70	1.60	1.96	-	1.29	8.09	3.50	1.40	2.44	-	1.19
1762	Liaoning Hong	Dalian Aerbin	Ma	10:30	3.40	3.60	1.85	1.75	1.22	1.20	4.20	2.20	2.35	1.39	1.09	1.45	3.46	2.80	2.15	1.55	1.22	1.33
1763	Shenyang City	Henan Jianye	Ma	10:30	3.70	3.70	1.75	1.85	1.19	1.19	4.20	2.35	2.20	1.45	1.09	1.39	3.76	2.80	2.05	1.60	1.18	1.33
1764	Sichuan Jiuni	Changchun Yat	Ma	11:00	5.80	4.45	1.40	2.52	1.07	1.13	6.50	2.45	1.82	1.70	-	1.35	6.23	2.80	1.65	1.93	1.03	1.30
1768	Suzhou Dongwu	Hebei China F	Ma	14:30	6.72	4.75	1.33	2.78	1.04	1.11	7.00	2.50	1.75	1.76	-	1.34	6.50	2.90	1.60	2.00	1.03	1.28
					TG	TG	TG	TG	TG	TG	TG	TG	TG	TG	TG	TG	TG	TG	TG	TG	TG	TG
					0-1	0-2	0-3	1-2	1-3	2-3	2-4	2-5	3-4	3-5	4-6	2G	2+	3+	4+	5+	6+	7+
1761	Dalian Boyang	Tianjin Songj	Ma	10:30	6.00	2.55	1.57	2.80	1.80	2.20	1.45	1.20	2.15	1.65	2.35	4.55	1.07	1.45	2.10	3.25	5.50	10.0
1762	Liaoning Hong	Dalian Aerbin	Ma	10:30	4.00	2.00	1.37	2.25	1.48	2.10	1.36	1.26	2.35	1.90	2.80	4.00	1.15	1.70	2.60	3.80	7.85	18.0
1763	Shenyang City	Henan Jianye	Ma	10:30	4.70	2.30	1.48	2.55	1.65	2.15	1.43	1.23	2.20	1.73	2.60	4.45	1.12	1.55	2.30	3.45	6.50	12.0
1764	Sichuan Jiuni	Changchun Yat	Ma	11:00	4.70	2.30	1.48	2.55	1.65	2.15	1.43	1.23	2.20	1.73	2.60	4.45	1.12	1.55	2.30	3.45	6.50	12.0
1768	Suzhou Dongwu	Hebei China F	Ma	14:30	4.70	2.30	1.48	2.55	1.65	2.15	1.43	1.23	2.20	1.73	2.60	4.45	1.12	1.55	2.30	3.45	6.50	12.0
					PR	PR	PR	PR	±H	H 1	H X	H 2	W1	W2	Wp1	Wp2	>I	I=II	I<II	Psf 1	Psf X	Psf 2
					0-1	2-3	1+	2+														
1243	Wuhan Hongxin	Guangzhou R&f	Ma	10:00	1.60	2.10	1.13	2.05	1.0	3.20	3.80	1.55	5.83	1.04	5.96	1.12	-	-	-	5.00	2.50	1.18
1761	Dalian Boyang	Tianjin Songj	Ma	10:30	1.60	2.10	1.13	2.05	1.0	3.21	3.80	1.68	6.34	1.02	5.96	1.12	-	-	-	5.43	2.34	1.15
1762	Liaoning Hong	Dalian Aerbin	Ma	10:30	1.45	2.50	1.19	2.35	1.0	1.75	3.50	3.20	2.46	1.34	2.62	1.46	-	-	-	2.64	1.82	1.55
1763	Shenyang City	Henan Jianye	Ma	10:30	1.52	2.30	1.14	2.20	1.0	1.85	3.45	2.90	2.70	1.28	2.73	1.43	-	-	-	2.74	1.95	1.52
1764	Sichuan Jiuni	Changchun Yat	Ma	11:00	1.52	2.30	1.14	2.20	1.0	2.52	3.60	2.02	4.50	1.09	4.32	1.21	-	-	-	4.25	2.14	1.31
1768	Suzhou Dongwu	Hebei China F	Ma	14:30	1.52	2.30	1.14	2.20	1.0	2.70	3.65	1.90	4.94	1.07	4.71	1.18	-	-	-	4.33	2.14	1.27
					1-1	1-X	1-2	X-1	X-X	X-2	2-1	2-X	2-2	GM	OM	GN	ON	GG	NG	GG3	GM-	OM-
																			+	PR1+	PR1+	
1243	Wuhan Hongxin	Guangzhou R&f	Ma	10:00	14.0	19.0	29.0	19.5	8.00	4.20	50.0	19.0	1.70	-	-	-	-	-	-	-	-	-
1761	Dalian Boyang	Tianjin Songj	Ma	10:30	16.0	19.0	29.0	19.5	8.00	4.20	50.0	19.0	1.80	-	-	-	-	-	-	-	-	-
1762	Liaoning Hong	Dalian Aerbin	Ma	10:30	6.50	16.5	26.0	7.50	5.50	4.80	33.0	16.5	3.12	-	-	-	-	-	-	-	-	-
1763	Shenyang City	Henan Jianye	Ma	10:30	7.00	17.0	25.0	9.00	5.50	4.60	34.0	17.0	2.72	-	-	-	-	-	-	-	-	-
1764	Sichuan Jiuni	Changchun Yat	Ma	11:00	11.0	18.0	28.0	17.0	6.00	4.30	50.0	17.0	2.00	-	-	-	-	-	-	-	-	-
1768	Suzhou Dongwu	Hebei China F	Ma	14:30	14.0	18.0	28.0	18.0	7.00	4.30	50.0	18.0	1.90	-	-	-	-	-	-	-	-	-

Indonesia - Liga 2

Cod	Gazde	Oaspeti	Zi	Ora	1	X	2	1X	X2	12	PR1	PRX	PR2	PR	PR	PR	DR1	DRX	DR2	DR	DR	DR
														1X	X2	12				1X	X2	12
2017	Blitar United	Psbs Biak	Ma	11:00	2.45	3.20	2.56	1.39	1.42	1.25	-	-	-	-	-	-	-	-	-	-	-	-
					TG	TG	TG	TG	TG	TG	TG	TG	TG	TG	TG	TG	TG	TG	TG	TG	TG	TG
					0-1	0-2	0-3	1-2	1-3	2-3	2-4	2-5	3-4	3-5	4-6	2G	2+	3+	4+	5+	6+	7+
2017	Blitar United	Psbs Biak	Ma	11:00	3.20	1.60	1.27	1.70	1.35	2.05	1.45	1.35	2.55	2.30	3.00	3.10	1.24	2.20	2.75	4.00	10.0	25.0
					PR	PR	PR	PR	\$HD	H 1	H X	H 2	W1	W2	Wp1	Wp2	>I	I=II	I<II	Psf 1	Psf X	Psf 2
					0-1	2-3	1+	2+	\$													
2017	Blitar United	Psbs Biak	Ma	11:00	-	-	-	-	-	-	-	-	1.68	1.76	-	-	-	-	-	-	-	-

Iordania 1st Division

Iordania 1st Division

Cod	Gazde	Oaspeti	Zi	Ora	Final					Prima repriză							A doua repriză					
					1	X	2	1X	X2	12	PR1	PRX	PR2	PR	PR	PR	DR1	DRX	DR2	DR	DR	DR
2018	AL Sareeh	Al Tora	Ma	16:30	1.60	3.55	4.90	1.10	2.05	1.20	-	-	-	-	-	-	-	-	-	-		
2019	Blama	Kfarsoum	Ma	16:30	2.40	3.25	2.60	1.38	1.44	1.24	-	-	-	-	-	-	-	-	-	-		
2020	Shabab Al Hus	Al Salt	Ma	16:30	3.82	3.40	1.80	1.80	1.18	1.22	-	-	-	-	-	-	-	-	-	-		
Total goluri																						
					TG	TG	TG	TG	TG	TG	TG	TG	TG	TG	TG	TG	TG	TG	TG	TG		
					0-1	0-2	0-3	1-2	1-3	2-3	2-4	2-5	3-4	3-5	4-6	2G	2+	3+	4+	5+		
2018	AL Sareeh	Al Tora	Ma	16:30	3.60	1.85	1.35	1.90	1.45	2.10	1.38	1.28	2.40	2.05	2.90	3.60	1.20	1.85	2.70	3.90	8.25	
2019	Blama	Kfarsoum	Ma	16:30	3.30	1.65	1.30	1.75	1.40	2.05	1.42	1.32	2.55	2.30	3.30	3.20	1.23	2.10	2.90	4.30	10.0	
2020	Shabab Al Hus	Al Salt	Ma	16:30	3.50	1.70	1.32	1.80	1.41	2.05	1.40	1.30	2.50	2.25	3.05	3.40	1.22	2.00	2.80	4.15	9.00	
					Winner (final)	Winner (pauză)		Handicap			Primul gol		Victorie dublă		Marchează în ambele reprize							
					W1	W2	Wp1	Wp2	SHD	H 1	H X	H 2	PG 1	PG 2	VD	VD	1D	2D	1N	2N		
									\$						11	22						
2018	AL Sareeh	Al Tora	Ma	16:30	1.15	3.52	-	-	-	-	-	-	-	-	-	-	-	-	-	-		
2019	Blama	Kfarsoum	Ma	16:30	1.66	1.80	-	-	-	-	-	-	-	-	-	-	-	-	-	-		
2020	Shabab Al Hus	Al Salt	Ma	16:30	2.70	1.27	-	-	-	-	-	-	-	-	-	-	-	-	-	-		

Malaezia - Premier League

Cod	Gazde	Oaspeti	Zi	Ora	1	X	2	1X	X2	12	PR1	PRX	PR2	PR	PR	PR	DR1	DRX	DR2	DR	DR	DR
1285	Johor Darul T	Kuantan FA	Ma	11:45	2.00	3.55	3.05	1.28	1.64	1.21	2.50	2.25	3.75	1.13	1.34	1.43	2.30	2.35	3.79	1.16	1.45	1.43
1296	UKM FC	Sabah FA	Ma	11:45	4.00	3.65	1.70	1.91	1.16	1.19	4.60	2.35	2.15	1.47	1.07	1.39	4.57	2.55	1.95	1.63	1.10	1.36
1297	Misc	Pdrm	Ma	16:00	2.10	3.40	2.95	1.30	1.57	1.22	2.60	2.25	3.50	1.15	1.31	1.43	2.40	2.35	3.55	1.18	1.41	1.43
1298	Pulau Pinang	Terengganu FC	Ma	16:00	2.00	3.50	3.05	1.28	1.64	1.21	2.45	2.30	3.70	1.13	1.35	1.41	2.30	2.35	3.79	1.16	1.45	1.43
					TG	TG	TG	TG	TG	TG	TG	TG	TG	TG	TG	TG	TG	TG	TG	TG	TG	TG
					0-1	0-2	0-3	1-2	1-3	2-3	2-4	2-5	3-4	3-5	4-6	2G	2+	3+	4+	5+	6+	7+
1285	Johor Darul T	Kuantan FA	Ma	11:45	4.40	2.10	1.42	2.35	1.52	2.15	1.40	1.25	2.25	1.80	2.70	4.15	1.13	1.65	2.45	3.70	7.25	12.0
1296	UKM FC	Sabah FA	Ma	11:45	4.70	2.30	1.48	2.55	1.65	2.15	1.43	1.23	2.20	1.73	2.60	4.45	1.12	1.55	2.30	3.45	6.50	12.0
1297	Misc	Pdrm	Ma	16:00	4.40	2.10	1.42	2.35	1.52	2.15	1.40	1.25	2.25	1.80	2.70	4.15	1.13	1.65	2.45	3.70	7.25	16.0
1298	Pulau Pinang	Terengganu FC	Ma	16:00	4.50	2.20	1.42	2.45	1.55	2.15	1.42	1.25	2.25	1.75	2.70	4.25	1.13	1.60	2.45	3.60	7.00	15.0
					PR	PR	PR	PR	±H	H 1	H X	H 2	W1	W2	Wp1	Wp2	I>II	I=II	I<II	Psf 1	Psf X	Psf 2
					0-1	2-3	1+	2+														
1285	Johor Darul T	Kuantan FA	Ma	11:45	-	-	-	-	-1.0	3.80	3.55	1.64	1.44	2.19	1.58	2.36	-	-	-	1.64	1.90	2.39
1296	UKM FC	Sabah FA	Ma	11:45	-	-	-	-	1.0	1.91	3.45	2.91	2.90	1.23	2.98	1.39	-	-	-	3.25	2.15	1.48
1297	Misc	Pdrm	Ma	16:00	-	-	-	-	-1.0	3.95	3.55	1.58	1.48	2.08	1.64	2.21	-	-	-	1.73	1.89	2.26
1298	Pulau Pinang	Terengganu FC	Ma	16:00	-	-	-	-	-1.0	3.80	3.55	1.64	1.43	2.18	1.57	2.37	-	-	-	1.62	1.92	2.37
					1-1	1-X	1-2	X-1	X-X	X-2	2-1	2-X	2-2	GM	OM	GN	ON	GG	NG	GG3	GM-	OM-
																				+	PR1+	PR1+
1285	Johor Darul T	Kuantan FA	Ma	11:45	3.45	16.0	32.0	5.00	5.00	6.50	20.0	16.5	5.70	-	-	-	-	-	-	-	-	-
1296	UKM FC	Sabah FA	Ma	11:45	7.50	17.0	20.0	12.0	6.00	5.35	34.0	17.0	2.65	-	-	-	-	-	-	-	-	-
1297	Misc	Pdrm	Ma	16:00	3.55	16.0	31.0	5.30	4.80	6.00	20.0	16.0	5.50	-	-	-	-	-	-	-	-	-
1298	Pulau Pinang	Terengganu FC	Ma	16:00	3.45	16.0	32.0	5.00	5.00	6.50	20.0	16.5	5.70	-	-	-	-	-	-	-	-	-

Palestina - West Bank League

Cod	Gazde	Oaspeti	Zi	Ora	1	X	2	1X	X2	12	PR1	PRX	PR2	PR	PR	PR	DR1	DRX	DR2	DR	DR	DR
1299	Shabab Al-Dha	Jabal EL Moka	Ma	16:30	2.40	3.55	2.40	1.44	1.44	1.21	-	-	-	-	-	-	-	-	-	-	-	-
1301	Shabab Alsamu	Taraji Wadi A	Ma	19:30	1.95	3.55	3.30	1.24	1.71	1.21	-	-	-	-	-	-	-	-	-	-	-	-
					TG	TG	TG	TG	TG	TG	TG	TG	TG	TG	TG	TG	TG	TG	TG	TG	TG	TG
					0-1	0-2	0-3	1-2	1-3	2-3	2-4	2-5	3-4	3-5	4-6	2G	2+	3+	4+	5+	6+	7+
1299	Shabab Al-Dha	Jabal EL Moka	Ma	16:30	4.40	2.10	1.42	2.35	1.52	2.15	1.40	1.25	2.25	1.80	2.70	4.15	1.13	1.65	2.45	3.70	7.25	16.0
1301	Shabab Alsamu	Taraji Wadi A	Ma	19:30	4.40	2.10	1.42	2.35	1.52	2.15	1.40	1.25	2.25	1.80	2.70	4.15	1.13	1.65	2.45	3.70	7.25	16.0
					PR	PR	PR	PR	SHD	H 1	H X	H 2	W1	W2	Wp1	Wp2	I>II	I=II	I<II	Psf 1	Psf X	Psf 2
					0-1	2-3	1+	2+	\$													
1299	Shabab Al-Dha	Jabal EL Moka	Ma	16:30	-	-	-	-	-	-	-	-	1.72	1.72	-	-	-	-	-	-	-	-
1301	Shabab Alsamu	Taraji Wadi A	Ma	19:30	-	-	-	-	-	-	-	-	1.40	2.37	-	-	-	-	-	-	-	-

Qatar - Sheikh Jassem Cup

Cod	Gazde	Oaspeti	Zi	Ora	1	X	2	1X	X2	12	PR1	PRX	PR2	PR	PR	PR	DR1	DRX	DR2	DR	DR	DR
1452	Al Shamal	Al Markhiya	Ma	17:15	4.39	4.20	1.55	2.15	1.13	1.15	5.00	2.50	1.95	1.59	1.05	1.34	5.45	2.85	1.80	1.76	1.06	1.27

Qatar - Sheikh Jassem Cup

Cod	Gazde	Oaspeti	Zi	Ora	1	X	2	1X	X2	12	PR1	PRX	PR2	PR 1X	PR X2	PR 12	DR1	DRX	DR2	DR 1X	DR X2	DR 12
1453	AL Shahaniya	Al Kharitiyat	Ma	20:00	3.30	3.55	1.90	1.71	1.24	1.21	4.00	2.30	2.35	1.39	1.11	1.41	4.10	2.65	2.20	1.49	1.13	1.28
					TG 0-1	TG 0-2	TG 0-3	TG 1-2	TG 1-3	TG 2-3	TG 2-4	TG 2-5	TG 3-4	TG 3-5	TG 4-6	TG 2G	TG 2+	TG 3+	TG 4+	TG 5+	TG 6+	TG 7+
1452	Al Shamal	Al Markhiya	Ma	17:15	6.00	2.55	1.57	2.80	1.80	2.20	1.45	1.20	2.15	1.65	2.35	4.55	1.07	1.45	2.10	3.25	5.50	10.0
1453	AL Shahaniya	Al Kharitiyat	Ma	20:00	4.50	2.20	1.42	2.45	1.55	2.15	1.42	1.25	2.25	1.75	2.70	4.25	1.13	1.60	2.45	3.60	7.00	15.0
					PR 0-1	PR 2-3	PR 1+	PR 2+	±H	H 1	H X	H 2	W1	W2	Wp1	Wp2	I>II	I=II	I<II	P sF 1	P sF X	P sF 2
1452	Al Shamal	Al Markhiya	Ma	17:15	-	-	-	-	1.0	2.15	3.50	2.47	3.34	1.18	3.36	1.31	-	-	-	3.30	2.07	1.37
1453	AL Shahaniya	Al Kharitiyat	Ma	20:00	-	-	-	-	1.0	1.71	3.50	3.50	2.37	1.36	2.56	1.50	-	-	-	2.75	2.05	1.55
					1-1	1-X	1-2	X-1	X-X	X-2	2-1	2-X	2-2	GM	OM	GN	ON	GG	NG	GG3	GM-	OM-
																			+	PR1+	PR1+	
1452	Al Shamal	Al Markhiya	Ma	17:15	8.00	14.0	20.0	15.0	6.50	4.65	35.0	14.5	2.35	-	-	-	-	-	-	-	-	-
1453	AL Shahaniya	Al Kharitiyat	Ma	20:00	5.85	14.5	20.0	9.50	5.25	5.00	28.0	15.0	3.25	-	-	-	-	-	-	-	-	-

Singapore - U19 Centre of Excellence

Cod	Gazde	Oaspeti	Zi	Ora	1	X	2	1X	X2	12	PR1	PRX	PR2	PR 1X	PR X2	PR 12	DR1	DRX	DR2	DR 1X	DR X2	DR 12
1436	Balestier K.U	Warriors FC U	Ma	12:30	2.50	3.75	2.25	1.50	1.41	1.18	-	-	-	-	-	-	-	-	-	-	-	-
1437	Home Utd U19	Geylang Inter	Ma	14:30	2.42	4.50	2.10	1.58	1.43	1.12	-	-	-	-	-	-	-	-	-	-	-	-
					TG 0-1	TG 0-2	TG 0-3	TG 1-2	TG 1-3	TG 2-3	TG 2-4	TG 2-5	TG 3-4	TG 3-5	TG 4-6	TG 2G	TG 2+	TG 3+	TG 4+	TG 5+	TG 6+	TG 7+
1436	Balestier K.U	Warriors FC U	Ma	12:30	5.50	2.40	1.52	2.65	1.75	2.15	1.45	1.21	2.20	1.70	2.45	4.50	1.08	1.50	2.20	3.30	6.00	11.0
1437	Home Utd U19	Geylang Inter	Ma	14:30	6.85	2.70	1.65	2.95	1.90	2.25	1.48	1.23	2.15	1.60	2.20	4.75	1.05	1.40	1.95	2.90	4.25	9.00
					PR 0-1	PR 2-3	PR 1+	PR 2+	\$HD \$	H 1	H X	H 2	W1	W2	Wp1	Wp2	I>II	I=II	I<II	P sF 1	P sF X	P sF 2
1436	Balestier K.U	Warriors FC U	Ma	12:30	-	-	-	-	-	-	-	-	1.83	1.65	-	-	-	-	-	-	-	-
1437	Home Utd U19	Geylang Inter	Ma	14:30	-	-	-	-	-	-	-	-	1.88	1.63	-	-	-	-	-	-	-	-

Austria - OFB Amateurcup

Cod	Gazde	Oaspeti	Zi	Ora	1	X	2	1X	X2	12	PR1	PRX	PR2	PR 1X	PR X2	PR 12	DR1	DRX	DR2	DR 1X	DR X2	DR 12
1431	Rotenturm	SV Wimpassing	Ma	20:30	5.87	5.00	1.35	2.70	1.06	1.10	-	-	-	-	-	-	-	-	-	-	-	-
					TG 0-1	TG 0-2	TG 0-3	TG 1-2	TG 1-3	TG 2-3	TG 2-4	TG 2-5	TG 3-4	TG 3-5	TG 4-6	TG 2G	TG 2+	TG 3+	TG 4+	TG 5+	TG 6+	TG 7+
1431	Rotenturm	SV Wimpassing	Ma	20:30	6.50	3.00	1.80	3.35	2.00	2.45	1.56	1.31	2.10	1.70	2.25	4.30	1.06	1.35	1.80	2.75	4.50	8.00
					PR 0-1	PR 2-3	PR 1+	PR 2+	\$HD \$	H 1	H X	H 2	W1	W2	Wp1	Wp2	I>II	I=II	I<II	P sF 1	P sF X	P sF 2
1431	Rotenturm	SV Wimpassing	Ma	20:30	-	-	-	-	-	-	-	-	4.70	1.08	-	-	-	-	-	-	-	-

Cupa Libertadores

Cod	Gazde	Oaspeti	Zi	Ora	Final							Prima repriză					A doua repriză							
					1	X	2	1X	X2	12	PR1	PRX	PR2	PR 1X	PR X2	PR 12	DR1	DRX	DR2	DR 1X	DR X2	DR 12		
1860	Atletico Naci	Bolivar La Pa	Mi	03:30	1.30	4.55	10.9	1.01	3.21	1.16	1.77	2.25	10.0	-	1.85	1.50	1.50	3.25	6.70	1.02	2.18	1.22		
					Total goluri																			
					TG 0-1	TG 0-2	TG 0-3	TG 1-2	TG 1-3	TG 2-3	TG 2-4	TG 2-5	TG 3-4	TG 3-5	TG 4-6	TG 2G	TG 2+	TG 3+	TG 4+	TG 5+	TG 6+	TG 7+		
1860	Atletico Naci	Bolivar La Pa	Mi	03:30	3.10	1.70	1.23	1.95	1.40	2.05	1.45	1.37	2.55	2.15	4.00	3.40	1.25	2.00	3.75	7.80	12.0	40.0		
					Total goluri prima repriză							Total goluri a doua repriză					Mai multe goluri			Pauză sau Final				
					PR 0-1	PR 2-3	PR 1+	PR 2+	PR 3+	PR 4+	DR 0-1	DR 2-3	DR 1+	DR 2+	DR 3+	DR 4+	I>II	I=II	I<II	P sF 1	P sF X	P sF 2		
1860	Atletico Naci	Bolivar La Pa	Mi	03:30	1.34	3.20	1.41	3.05	8.35	22.0	1.55	2.55	1.21	2.20	5.25	17.0	2.85	3.40	2.05	1.24	1.88	7.04		
					Pauză - Final							Marchează												
					1-1	1-X	1-2	X-1	X-X	X-2	2-1	2-X	2-2	GM	OM	GN	ON	GG	NG	GG3	GM-	OM-		
																			+	PR1+	PR1+			
1860	Atletico Naci	Bolivar La Pa	Mi	03:30	1.90	19.0	50.0	4.30	7.50	19.0	28.0	19.0	20.0	1.10	2.30	5.24	1.48	2.50	1.40	2.90	1.45	4.75		
					Scor corect (Final)										Scor corect (Prima repriză)									

Cupa Libertadores

			Scor corect (Final)											Scor corect (Prima repriză)								
			1:0	2:0	2:1	3:0	0:0	1:1	2:2	0:1	0:2	1:2	0:3	pr1:Cpr2:0	pr2:1pr0:0	pr0:1pr0:2	pr1:2					
1860	Atletico Naci	Bolivar La Pa	Mi	03:30	6.50	6.00	9.00	9.00	7.76	10.0	30.0	17.0	40.0	35.0	100	2.80	5.50	21.0	2.60	10.0	71.0	71.0
			Winner (final)		Winner (pauză)		Handicap			Primul gol		Victorie dublă		Marchează în ambele reprize								
			W1	W2	Wp1	Wp2	±H	H 1	H X	H 2	PG 1	PG 2	VD 11	VD 22	1D	2D	1N	2N	1D 2D	1N 2N		
1860	Atletico Naci	Bolivar La Pa	Mi	03:30	1.01	8.47	1.11	6.29	-1.0	1.85	3.75	3.21	-	-	2.66	67.0	2.08	15.0	1.59	1.01	26.0	1.62
			Combinatii Winner																			
			1& 1-2	1& 3+	1& 1-3	1& 4+	1& 2-3	1/1& 3+	1&Pr 2+	1/1& Pr2+	1&G	Pr2+ &Dr1+	Pr1+ &Dr2+	2& 1-2	2& 3+	2& 1-3	2& 4+	2& 2-3	2/2& 3+	2&Pr 2+		
1860	Atletico Naci	Bolivar La Pa	Mi	03:30	2.15	2.22	1.54	4.13	2.26	3.11	3.36	4.64	2.90	3.45	2.77	18.0	18.4	12.9	34.5	18.9	32.8	28.1
Cod Gazde	Oaspeti	Zi Ora	Final			Prima repriză						A doua repriză										
			1	X	2	1X	X2	12	PR1	PRX	PR2	PR 1X	PR X2	PR 12	DR1	DRX	DR2	DR 1X	DR X2	DR 12		
2102	Deportivo Lar	Millonarios F	Mi	01:15	3.80	3.20	2.00	1.70	1.22	1.30	4.30	1.92	2.75	1.33	1.12	1.70	3.55	2.35	2.40	1.41	1.18	1.43
2144	Santos SP	Estudiantes L	Mi	03:30	1.85	3.20	4.39	1.17	1.85	1.30	2.50	1.93	5.20	1.07	1.40	1.69	2.15	2.40	4.13	1.13	1.51	1.41
			Total goluri																			
			TG 0-1	TG 0-2	TG 0-3	TG 1-2	TG 1-3	TG 2-3	TG 2-4	TG 2-5	TG 3-4	TG 3-5	TG 4-6	TG 2G	TG 2+	TG 3+	TG 4+	TG 5+	TG 6+	TG 7+		
2102	Deportivo Lar	Millonarios F	Mi	01:15	2.65	1.50	1.15	1.75	1.33	2.00	1.52	1.47	2.95	2.55	5.00	3.10	1.35	2.40	4.70	10.0	16.0	48.0
2144	Santos SP	Estudiantes L	Mi	03:30	2.65	1.50	1.15	1.75	1.33	2.00	1.52	1.47	2.95	2.55	5.00	3.10	1.35	2.40	4.70	10.0	16.0	48.0
			Total goluri prima repriză					Total goluri a doua repriză					Mai multe goluri			Pauză sau Final						
			PR 0-1	PR 2-3	PR 1+	PR 2+	PR 3+	PR 4+	DR 0-1	DR 2-3	DR 1+	DR 2+	DR 3+	DR 4+	I>II	I=II	I<II	PsF 1	PsF X	PsF 2		
2102	Deportivo Lar	Millonarios F	Mi	01:15	1.26	3.80	1.54	3.65	9.50	30.0	1.43	2.85	1.33	2.60	6.50	23.0	3.15	3.20	1.95	2.79	1.60	1.79
2144	Santos SP	Estudiantes L	Mi	03:30	1.26	3.80	1.54	3.65	9.50	30.0	1.43	2.85	1.33	2.60	6.50	23.0	2.95	3.35	2.00	1.61	1.54	3.39
			Pauză - Final										Marchează									
			1-1	1-X	1-2	X-1	X-X	X-2	2-1	2-X	2-2	GM	OM	GN	ON	GG	NG	GG3 +	GM- PR1+	OM- PR1+		
2102	Deportivo Lar	Millonarios F	Mi	01:15	6.00	16.0	28.0	6.00	4.80	5.30	31.0	16.0	3.55	1.56	1.30	2.18	3.02	2.10	1.65	2.80	2.70	2.10
2144	Santos SP	Estudiantes L	Mi	03:30	3.12	16.5	33.0	4.80	5.50	7.50	26.0	16.5	8.00	1.25	1.73	3.33	1.92	2.20	1.60	2.85	1.90	2.80
			Scor corect (Final)											Scor corect (Prima repriză)								
			1:0	2:0	2:1	3:0	0:0	1:1	2:2	0:1	0:2	1:2	0:3	pr1:Cpr2:0	pr2:1pr0:0	pr0:1pr0:2	pr1:2					
2102	Deportivo Lar	Millonarios F	Mi	01:15	9.50	15.0	13.0	50.0	6.58	6.00	17.0	6.50	8.00	8.50	19.0	5.00	21.0	31.0	2.30	3.67	11.0	26.0
2144	Santos SP	Estudiantes L	Mi	03:30	6.00	7.00	8.00	17.0	6.39	6.50	17.0	10.0	20.0	15.0	50.0	3.40	9.00	26.0	2.30	5.67	26.0	41.0
			Winner (final)		Winner (pauză)		Handicap			Primul gol		Victorie dublă		Marchează în ambele reprize								
			W1	W2	Wp1	Wp2	±H	H 1	H X	H 2	PG 1	PG 2	VD 11	VD 22	1D	2D	1N	2N	1D 2D	1N 2N		
2102	Deportivo Lar	Millonarios F	Mi	01:15	2.35	1.44	2.41	1.54	1.0	1.70	3.55	3.80	-	-	15.3	6.60	5.25	3.50	1.09	1.21	15.3	1.23
2144	Santos SP	Estudiantes L	Mi	03:30	1.27	3.02	1.40	2.91	-1.0	3.34	3.50	1.75	-	-	5.38	21.5	3.10	6.50	1.27	1.04	16.8	1.23
			Combinatii Winner																			
			1& 1-2	1& 3+	1& 1-3	1& 4+	1& 2-3	1/1& 3+	1&Pr 2+	1/1& Pr2+	1&G	Pr2+ &Dr1+	Pr1+ &Dr2+	2& 1-2	2& 3+	2& 1-3	2& 4+	2& 2-3	2/2& 3+	2&Pr 2+		
2102	Deportivo Lar	Millonarios F	Mi	01:15	5.07	7.02	3.85	13.6	5.80	11.8	10.6	17.5	8.25	4.54	3.58	3.11	4.27	2.37	8.36	3.56	6.98	6.50
2144	Santos SP	Estudiantes L	Mi	03:30	2.74	3.79	2.09	7.37	3.14	6.14	5.72	9.11	4.35	4.54	3.58	6.51	8.93	4.95	17.5	7.44	15.7	13.6

Brazilia - Brasileiro Serie B

			Final					Prima repriză						A doua repriză								
			1	X	2	1X	X2	12	PR1	PRX	PR2	PR 1X	PR X2	PR 12	DR1	DRX	DR2	DR 1X	DR X2	DR 12		
3003	Atletico GO	Guarani SP	Mi	01:15	2.05	3.20	3.56	1.25	1.69	1.30	2.60	1.98	4.50	1.11	1.37	1.65	2.30	2.35	3.79	1.16	1.45	1.43
3004	Fortaleza CE	CRB AL	Mi	03:30	1.60	3.55	5.73	1.10	2.19	1.25	2.15	2.10	5.80	1.05	1.55	1.57	1.85	2.60	5.03	1.08	1.71	1.35
			Total goluri																			
			TG 0-1	TG 0-2	TG 0-3	TG 1-2	TG 1-3	TG 2-3	TG 2-4	TG 2-5	TG 3-4	TG 3-5	TG 4-6	TG 2G	TG 2+	TG 3+	TG 4+	TG 5+	TG 6+	TG 7+		

Brazilia - Brasileiro Serie B

			Total goluri																			
			TG 0-1	TG 0-2	TG 0-3	TG 1-2	TG 1-3	TG 2-3	TG 2-4	TG 2-5	TG 3-4	TG 3-5	TG 4-6	TG 2G	TG 2+	TG 3+	TG 4+	TG 5+	TG 6+	TG 7+		
3003	Atletico GO	Guarani SP	Mi	01:15	2.90	1.60	1.18	1.85	1.35	2.00	1.47	1.42	2.75	2.40	4.40	3.20	1.30	2.20	4.15	8.70	14.0	44.0
3004	Fortaleza CE	CRB AL	Mi	03:30	3.10	1.70	1.23	1.95	1.40	2.05	1.45	1.37	2.55	2.15	4.00	3.40	1.25	2.00	3.75	7.80	12.0	40.0
			Total goluri prima repriză							Total goluri a doua repriză							Mai multe goluri			Pauză sau Final		
			PR 0-1	PR 2-3	PR 1+	PR 2+	PR 3+	PR 4+	DR 0-1	DR 2-3	DR 1+	DR 2+	DR 3+	DR 4+	I>II	I=II	I<II	PsF 1	PsF X	PsF 2		
3003	Atletico GO	Guarani SP	Mi	01:15	1.30	3.40	1.46	3.20	9.20	26.0	1.50	2.70	1.29	2.40	6.00	17.0	3.15	3.20	1.95	1.68	1.62	2.87
3004	Fortaleza CE	CRB AL	Mi	03:30	1.34	3.20	1.41	3.05	8.35	22.0	1.55	2.55	1.21	2.20	5.25	17.0	2.95	3.35	2.00	1.48	1.80	3.91
			Pauză - Final							Marchează												
			1-1	1-X	1-2	X-1	X-X	X-2	2-1	2-X	2-2	GM	OM	GN	ON	GG	NG	GG3	GM+	OM+		
3003	Atletico GO	Guarani SP	Mi	01:15	3.45	16.0	32.0	5.00	5.00	6.50	28.0	16.5	7.00	1.25	1.52	3.33	2.26	1.95	1.75	2.60	1.90	2.80
3004	Fortaleza CE	CRB AL	Mi	03:30	2.42	17.0	35.0	4.50	5.75	11.0	25.0	17.0	11.0	1.15	1.73	4.34	1.92	2.00	1.70	2.40	1.65	2.85
			Scor corect (Final)							Scor corect (Prima repriză)												
			1:0	2:0	2:1	3:0	0:0	1:1	2:2	0:1	0:2	1:2	0:3	pr1:Cpr2:0	pr2:1pr0:0	pr0:1pr0:2	pr0:1pr0:2	pr0:1pr0:2				
3003	Atletico GO	Guarani SP	Mi	01:15	6.50	8.00	8.00	18.0	7.53	6.50	17.0	9.50	18.0	15.0	50.0	3.67	10.0	21.0	2.45	5.25	21.0	31.0
3004	Fortaleza CE	CRB AL	Mi	03:30	6.00	6.50	7.50	13.0	8.33	7.00	19.0	12.0	30.0	21.0	80.0	3.25	7.50	17.0	2.60	6.50	31.0	41.0
			Winner (final)		Winner (pauză)		Handicap			Primul gol		Victorie dublă		Marchează în ambele reprize								
			W1	W2	Wp1	Wp2	±H	H 1	H X	H 2	PG 1	PG 2	VD 11	VD 22	1D	2D	1N	2N	1D 2D	1N 2N		
3003	Atletico GO	Guarani SP	Mi	01:15	1.38	2.56	1.49	2.58	-1.0	3.80	3.55	1.69	-	-	5.98	17.1	3.10	5.60	1.27	1.07	14.5	1.27
3004	Fortaleza CE	CRB AL	Mi	03:30	1.15	4.12	1.29	3.49	-1.0	2.60	3.50	2.19	-	-	3.98	29.2	2.50	6.50	1.41	1.04	13.5	1.37
			Combinatii Winner																			
			1& 1-2	1& 3+	1& 1-3	1& 4+	1& 2-3	1/1& 3+	1&Pr 2+	1/1& Pr2+	1&G G	Pr2+ &Dr1	Pr1+ &Dr2	2& 1-2	2& 3+	2& 1-3	2& 4+	2& 2-3	2& 3+	2&Pr 2+		
3003	Atletico GO	Guarani SP	Mi	01:15	3.14	3.76	2.29	7.03	3.39	6.22	5.42	8.83	4.50	3.86	3.13	5.83	6.94	4.26	13.1	6.31	12.6	10.1
3004	Fortaleza CE	CRB AL	Mi	03:30	2.64	2.74	1.90	5.08	2.78	3.97	4.14	5.90	3.55	3.45	2.77	9.47	9.71	6.80	18.2	9.95	22.0	16.5

Columbia - Primera B, Apertura

			Final						Prima repriză						A doua repriză							
			1	X	2	1X	X2	12	PR1	PRX	PR2	PR 1X	PR X2	PR 12	DR1	DRX	DR2	DR 1X	DR X2	DR 12		
2466	Atletico FC	Deportes Quin	Mi	03:45	2.75	3.00	2.40	1.44	1.34	1.29	3.50	2.05	2.95	1.23	1.15	1.53	3.23	2.25	2.70	1.32	1.22	1.47
			Total goluri																			
			TG 0-1	TG 0-2	TG 0-3	TG 1-2	TG 1-3	TG 2-3	TG 2-4	TG 2-5	TG 3-4	TG 3-5	TG 4-6	TG 2G	TG 2+	TG 3+	TG 4+	TG 5+	TG 6+	TG 7+		
2466	Atletico FC	Deportes Quin	Mi	03:45	3.20	1.75	1.25	2.00	1.42	2.07	1.46	1.35	2.50	2.10	3.85	3.50	1.23	1.95	3.50	7.00	11.0	38.0
			Total goluri prima repriză							Total goluri a doua repriză							Mai multe goluri			Pauză sau Final		
			PR 0-1	PR 2-3	PR 1+	PR 2+	PR 3+	PR 4+	DR 0-1	DR 2-3	DR 1+	DR 2+	DR 3+	DR 4+	I>II	I=II	I<II	PsF 1	PsF X	PsF 2		
2466	Atletico FC	Deportes Quin	Mi	03:45	1.35	3.10	1.39	2.90	8.20	20.0	1.58	2.50	1.20	2.15	4.75	13.0	3.15	3.20	1.95	2.26	1.64	2.00
			Pauză - Final							Marchează												
			1-1	1-X	1-2	X-1	X-X	X-2	2-1	2-X	2-2	GM	OM	GN	ON	GG	NG	GG3	GM+	OM+		
2466	Atletico FC	Deportes Quin	Mi	03:45	4.85	16.0	28.0	5.85	4.75	5.50	28.0	15.0	4.25	1.30	1.27	2.90	3.10	1.70	2.00	2.25	2.20	2.10
			Scor corect (Final)							Scor corect (Prima repriză)												
			1:0	2:0	2:1	3:0	0:0	1:1	2:2	0:1	0:2	1:2	0:3	pr1:Cpr2:0	pr2:1pr0:0	pr0:1pr0:2	pr0:1pr0:2	pr0:1pr0:2				
2466	Atletico FC	Deportes Quin	Mi	03:45	8.50	13.0	11.0	35.0	9.01	6.00	17.0	7.00	9.50	8.50	25.0	4.50	13.0	21.0	2.65	4.00	12.0	21.0
			Winner (final)		Winner (pauză)		Handicap			Primul gol		Victorie dublă		Marchează în ambele reprize								
			W1	W2	Wp1	Wp2	±H	H 1	H X	H 2	PG 1	PG 2	VD 11	VD 22	1D	2D	1N	2N	1D 2D	1N 2N		
2466	Atletico FC	Deportes Quin	Mi	03:45	1.83	1.60	2.06	1.74	1.0	1.44	3.70	4.88	-	-	11.3	7.97	4.25	3.60	1.14	1.20	12.8	1.28
			Combinatii Winner																			

Columbia - Primera B, Apertura

				Combinajii Winner																	
				1& 1-2	1& 3+	1& 1-3	1& 4+	1& 2-3	1/1& 3+	1&Pr 2+	1/1& Pr2+	1&G G	Pr2+ &Dr1+	Pr1+ &Dr2+	2& 1-2	2& 3+	2& 1-3	2& 4+	2& 2-3	2/2& 3+	2&Pr 2+
2466	Atletico FC	Deportes Quin	Mi 03:45	4.66	4.58	3.31	8.16	4.82	7.75	6.76	11.3	5.15	3.25	2.67	4.07	3.97	2.89	7.12	4.21	6.79	5.90

SUA - United Soccer League

Cod	Gazde	Oaspeti	Zi	Ora	Final					Prima repriză					A doua repriză							
					1	X	2	1X	X2	12	PR1	PRX	PR2	PR 1X	PR 1X2	PR 12	DR1	DRX	DR2	DR 1X	DR 1X2	DR 12
1409	Penn FC	Nashville SC	Mi	01:30	2.25	3.50	2.60	1.38	1.50	1.21	2.80	2.12	3.60	1.14	1.26	1.49	2.55	2.30	3.37	1.20	1.36	1.45
					Total goluri																	
					TG 0-1	TG 0-2	TG 0-3	TG 1-2	TG 1-3	TG 2-3	TG 2-4	TG 2-5	TG 3-4	TG 3-5	TG 4-6	TG 2G	TG 2+	TG 3+	TG 4+	TG 5+	TG 6+	TG 7+
1409	Penn FC	Nashville SC	Mi	01:30	3.60	1.90	1.32	2.15	1.48	2.10	1.42	1.28	2.35	2.00	3.50	3.70	1.16	1.80	3.10	5.75	10.0	30.0
					Total goluri prima repriză					Total goluri a doua repriză					Mai multe goluri			Pauză sau Final				
					PR 0-1	PR 2-3	PR 1+	PR 2+	PR 3+	PR 4+	DR 0-1	DR 2-3	DR 1+	DR 2+	DR 3+	DR 4+	I>II	I=II	I<II	PsF 1	PsF X	PsF 2
1409	Penn FC	Nashville SC	Mi	01:30	1.44	2.90	1.32	2.65	5.60	15.0	1.65	2.35	1.16	2.05	4.35	9.00	3.15	3.20	1.95	1.87	1.95	2.15
					Pauză - Final					Marchează												
					1-1	1-X	1-2	X-1	X-X	X-2	2-1	2-X	2-2	GM	OM	GN	ON	GG	NG	GG3	GM+	OM-PR1+
1409	Penn FC	Nashville SC	Mi	01:30	3.75	15.5	29.0	5.85	5.15	7.50	23.0	16.0	5.85	1.21	1.30	3.66	3.02	1.60	2.20	2.00	2.00	2.25
					Winner (final)		Winner (pauză)		Handicap			Primul gol		Victorie dublă		Marchează în ambele reprize						
					W1	W2	Wp1	Wp2	±H	H 1	H X	H 2	PG 1	PG 2	VD 11	VD 22	1D	2D	1N	2N	1D 2D	1N 2N
1409	Penn FC	Nashville SC	Mi	01:30	1.61	1.86	1.69	2.17	-1.0	4.37	3.65	1.50	-	-	-	-	-	-	-	-	-	

China - FA Cup

Cod	Gazde	Oaspeti	Zi	Ora	Final					Prima repriză					A doua repriză							
					1	X	2	1X	X2	12	PR1	PRX	PR2	PR 1X	PR 1X2	PR 12	DR1	DRX	DR2	DR 1X	DR 1X2	DR 12
1769	Yanbian Beigu	Shandong Lune	Mi	09:00	7.73	5.50	1.25	3.21	1.02	1.08	7.50	2.90	1.58	1.99	-	1.24	8.09	3.50	1.40	2.44	-	1.19
					TG 0-1	TG 0-2	TG 0-3	TG 1-2	TG 1-3	TG 2-3	TG 2-4	TG 2-5	TG 3-4	TG 3-5	TG 4-6	TG 2G	TG 2+	TG 3+	TG 4+	TG 5+	TG 6+	TG 7+
1769	Yanbian Beigu	Shandong Lune	Mi	09:00	9.50	3.20	2.05	3.40	2.45	2.80	1.55	1.28	2.07	1.50	1.85	5.20	1.02	1.30	1.60	2.20	3.00	5.00
					PR 0-1	PR 2-3	PR 1+	PR 2+	±H	H 1	H X	H 2	W1	W2	Wp1	Wp2	I>II	I=II	I<II	PsF 1	PsF X	PsF 2
1769	Yanbian Beigu	Shandong Lune	Mi	09:00	2.15	1.80	1.04	1.55	1.0	3.21	3.80	1.68	6.32	1.02	5.43	1.14	-	-	-	5.16	2.49	1.16
					1-1	1-X	1-2	X-1	X-X	X-2	2-1	2-X	2-2	GM	OM	GN	ON	GG	NG	GG3	GM+	OM-PR1+
1769	Yanbian Beigu	Shandong Lune	Mi	09:00	14.5	19.0	29.0	19.5	8.00	4.20	50.0	19.0	1.75	-	-	-	-	-	-	-	-	